

Q09. Applying for licensure in another jurisdiction

<https://surveys.cma.ca/en/permalink/survey77>

Survey Date: 2019


Full Question: Q09. Have you ever applied for a licence to practise medicine with a Canadian medical regulatory authority in a province or territory other than where you were first licensed to practise in Canada?

Topic: Access to services
National licensure


Keywords: License
Licensure


Response Choices: Yes
No


Documents



CMA_Survey_Workforce2019_Q9_Licensure-e.pdf

 Read PDF

 Download PDF



Q10. Obstacles to applying for licensure

<https://surveys.cma.ca/en/permalink/survey79>

Survey Date: 2019


Full Question: Q10. What factors did you consider significant obstacles with respect to applying for licensure in another province or territory?

Topic: Access to services
National licensure


Keywords: License
Licensure
Barriers
Practice obstacles


Response Choices: Obtaining credential verification for or from the provincial/territorial regulatory authority
Obtaining letter(s) of good standing from the provincial/territorial regulatory authority
Obtaining reference or character letters
Obtaining police record check
Cost of getting licensed in the other province or territory
Length of the process to obtain a licence in the other province or territory
The overall complexity of the process to obtain a licence
Other, please specify:
There were no significant obstacles

Documents



CMA_Survey_Workforce2019_Q10_Licensure_Obstacles-e.pdf

 Read PDF

 Download PDF

This is a thumbnail of a survey results table. The title is "CMA Physician Workforce Survey, 2019: Subtotal Results by FPPSP or Other Specialty, Gender, Age, and Province/Territory". The table contains multiple columns of data, including percentages and counts, organized by demographic and professional categories.

Q11. Support for national licensure

<https://surveys.cma.ca/en/permalink/survey82>

Survey Date: 2019

Full Question: Q11. How supportive would you be of the implementation of national licensure that would enable practice in all Canadian provinces/territories?

Topic: Access to services
National licensure

Keywords: License
Licensure

Response Choices: Not at all supportive
Not very supportive
No opinion
Somewhat supportive
Very supportive

Documents

This is a thumbnail of a survey results table, identical to the one above. Below the thumbnail, the filename "CMA_Survey_Workforce2019_Q11_National_Licensure-e.pdf" is displayed. Underneath the filename are two buttons: "Read PDF" with a document icon and "Download PDF" with a download icon.

This is a thumbnail of a survey results table. The title is "CMA Physician Workforce Survey, 2019: Subtotal Results by FPPSP or Other Specialty, Gender, Age, and Province/Territory". The table contains multiple columns of data, including percentages and counts, organized by demographic and professional categories.

Q12. Impact of national licensure on physician practices

<https://surveys.cma.ca/en/permalink/survey83>

Survey Date: 2019


Full Question: Q12. If a national licensure system were implemented today, how likely would you be to:
Highly unlikely
Somewhat unlikely
Unsure
Somewhat likely
Highly likely

Topic: Access to services
National licensure
Patient care

Keywords: License
Licensure
Changes
Portability
Locum
Virtual care
Rural practice
Access

Response Choices: Seek out locum opportunities in other provinces/ territories
Practise in multiple provinces/territories on an ongoing basis
Provide virtual care (e.g., telemedicine) to patients in other provinces/territories
Practise temporarily in rural/remote areas in other provinces/territories
Participate in further training in another province or territory


Documents



CMA_Survey_Workforc
e2019_Q12_Impact_Na
tional_Licensure-e.pdf

 Read PDF

 Download PDF



Q13. Agreement that national licensure will improve access

<https://surveys.cma.ca/en/permalink/survey85>

Survey Date: 2019

Full Question: Q13. To what extent do you agree that national licensure will improve access to care for Canadians?


Topic: Access to services
National licensure
Patient care


Keywords: License
Licensure
Better
Patients
Access

Response Choices: Strongly disagree
Somewhat disagree
Neither agree nor disagree
Somewhat agree
Strongly agree

Documents

CMA_Survey_Workforce2019_Q13_Agreement_National_Licensure-e.pdf

 Read PDF

 Download PDF

Thumbnail of a data table showing survey results for Q14. The table title is "Q14: Provision of Patient/Clinical Care, 2019: National Results by FPEP or Other Specialty, Gender, Age, and Practice Setting". The table has columns for "Specialty", "Gender", "Age", "Practice Setting", and "Response".

Q14. Provision of patient/clinical care

<https://surveys.cma.ca/en/permalink/survey99>

Survey Date: 2019

Full Question: Q14. Do you provide patient/clinical care (either direct or indirect)?

Topic: Access to services

Patient care

Keywords: Patients

Clinical care

Direct clinical care

Indirect clinical care

Response Choices: Yes

No


Documents

Thumbnail of a PDF document showing the same table as the first image.

CMA_Survey_Workforc
e2019_Q14_Provision-
e.pdf

Read PDF

Download PDF



Q18. Providing on-call

<https://surveys.cma.ca/en/permalink/survey104>

Survey Date: 2019

Full Question: Q18. Do you provide on-call services?


Topic: Hours of work and workload
On-call activities
Access to services
Patient care
Oncall


Keywords: On-call service
Workload
Oncall activities
Oncall

Response Choices: Yes
No

Documents

CMA_Survey_Workforce2019_Q18_OnCallHrs-e.pdf

 Read PDF

 Download PDF

CMA Physician Workforce Survey, 2019, National Results by FTEP or Other Equivalent, Gender, Age, and Province/Territory

Province/Territory	Gender	Age	FTEP or Other Equivalent	Other
Alberta	Male	18-24	0.000000	0.000000
Alberta	Female	18-24	0.000000	0.000000
Alberta	Male	25-34	0.000000	0.000000
Alberta	Female	25-34	0.000000	0.000000
Alberta	Male	35-44	0.000000	0.000000
Alberta	Female	35-44	0.000000	0.000000
Alberta	Male	45-54	0.000000	0.000000
Alberta	Female	45-54	0.000000	0.000000
Alberta	Male	55-64	0.000000	0.000000
Alberta	Female	55-64	0.000000	0.000000
Alberta	Male	65+	0.000000	0.000000
Alberta	Female	65+	0.000000	0.000000
British Columbia	Male	18-24	0.000000	0.000000
British Columbia	Female	18-24	0.000000	0.000000
British Columbia	Male	25-34	0.000000	0.000000
British Columbia	Female	25-34	0.000000	0.000000
British Columbia	Male	35-44	0.000000	0.000000
British Columbia	Female	35-44	0.000000	0.000000
British Columbia	Male	45-54	0.000000	0.000000
British Columbia	Female	45-54	0.000000	0.000000
British Columbia	Male	55-64	0.000000	0.000000
British Columbia	Female	55-64	0.000000	0.000000
British Columbia	Male	65+	0.000000	0.000000
British Columbia	Female	65+	0.000000	0.000000
Manitoba	Male	18-24	0.000000	0.000000
Manitoba	Female	18-24	0.000000	0.000000
Manitoba	Male	25-34	0.000000	0.000000
Manitoba	Female	25-34	0.000000	0.000000
Manitoba	Male	35-44	0.000000	0.000000
Manitoba	Female	35-44	0.000000	0.000000
Manitoba	Male	45-54	0.000000	0.000000
Manitoba	Female	45-54	0.000000	0.000000
Manitoba	Male	55-64	0.000000	0.000000
Manitoba	Female	55-64	0.000000	0.000000
Manitoba	Male	65+	0.000000	0.000000
Manitoba	Female	65+	0.000000	0.000000
Ontario	Male	18-24	0.000000	0.000000
Ontario	Female	18-24	0.000000	0.000000
Ontario	Male	25-34	0.000000	0.000000
Ontario	Female	25-34	0.000000	0.000000
Ontario	Male	35-44	0.000000	0.000000
Ontario	Female	35-44	0.000000	0.000000
Ontario	Male	45-54	0.000000	0.000000
Ontario	Female	45-54	0.000000	0.000000
Ontario	Male	55-64	0.000000	0.000000
Ontario	Female	55-64	0.000000	0.000000
Ontario	Male	65+	0.000000	0.000000
Ontario	Female	65+	0.000000	0.000000
Quebec	Male	18-24	0.000000	0.000000
Quebec	Female	18-24	0.000000	0.000000
Quebec	Male	25-34	0.000000	0.000000
Quebec	Female	25-34	0.000000	0.000000
Quebec	Male	35-44	0.000000	0.000000
Quebec	Female	35-44	0.000000	0.000000
Quebec	Male	45-54	0.000000	0.000000
Quebec	Female	45-54	0.000000	0.000000
Quebec	Male	55-64	0.000000	0.000000
Quebec	Female	55-64	0.000000	0.000000
Quebec	Male	65+	0.000000	0.000000
Quebec	Female	65+	0.000000	0.000000
Atlantic	Male	18-24	0.000000	0.000000
Atlantic	Female	18-24	0.000000	0.000000
Atlantic	Male	25-34	0.000000	0.000000
Atlantic	Female	25-34	0.000000	0.000000
Atlantic	Male	35-44	0.000000	0.000000
Atlantic	Female	35-44	0.000000	0.000000
Atlantic	Male	45-54	0.000000	0.000000
Atlantic	Female	45-54	0.000000	0.000000
Atlantic	Male	55-64	0.000000	0.000000
Atlantic	Female	55-64	0.000000	0.000000
Atlantic	Male	65+	0.000000	0.000000
Atlantic	Female	65+	0.000000	0.000000
National	Male	18-24	0.000000	0.000000
National	Female	18-24	0.000000	0.000000
National	Male	25-34	0.000000	0.000000
National	Female	25-34	0.000000	0.000000
National	Male	35-44	0.000000	0.000000
National	Female	35-44	0.000000	0.000000
National	Male	45-54	0.000000	0.000000
National	Female	45-54	0.000000	0.000000
National	Male	55-64	0.000000	0.000000
National	Female	55-64	0.000000	0.000000
National	Male	65+	0.000000	0.000000
National	Female	65+	0.000000	0.000000

Q19. Average on-call hours

<https://surveys.cma.ca/en/permalink/survey106>

Survey Date: 2019

Full Question: Q19. Estimate your average number of on-call work hours per month:

Topic: Access to services
Hours of work and workload
Patient care
On-call activities
Oncall

Keywords: Oncall
Time
Oncall activities
On-call hours
Workload

Documents

CMA_Survey_Workforce2019_Q19_AvgOnCallHrs-e.pdf

Read PDF

Download PDF

Q20. On-call hours in direct patient care

<https://surveys.cma.ca/en/permalink/survey109>

Survey Date: 2019

Full Question: Q20. Estimate how many of your on-call hours each month are actually spent in direct patient care (e.g., phone, email, face-to-face):

Topic: Access to services
Hours of work and workload
On-call activities
Patient care
Oncall

Keywords: Oncall
On-call hours
Time
Workload

Documents

CMA_Survey_Workforc
e2019_Q20_OnCallHrs
PtCare-e.pdf

 Read PDF

 Download PDF

Q21 & Q22. Work hours

<https://surveys.cma.ca/en/permalink/survey112>

Survey Date: 2019


Full Question: Q21 & Q22. EXCLUDING ON-CALL ACTIVITIES, how many HOURS IN AN AVERAGE WEEK do you usually spend on the following activities? Assume each activity is mutually exclusive for reporting purposes (i.e., if an activity spans two categories, please report hours in only one category).

Topic: Hours of work and workload
 Access to services
 Patient care
 Practice management (e.g., overhead costs, paperwork)
 On-call activities
 Oncall


Keywords: Workload
 Time
 Oncall

Response Choices: Direct patient care without a teaching component, regardless of setting
 Direct patient care with a teaching component, regardless of setting
 Teaching/Education without direct patient care (contact with students/residents, preparation, marking, evaluations, etc.)
 Indirect patient care (charting, reports, phone calls, meeting patients' family, etc.)
 Health facility committees (academic planning committees)
 Administration (i.e., management of university program, chief of staff, department head, Ministry of Health, etc.)
 Research (including management of research and publications)
 Managing your practice (staff, facility, equipment, etc.)
 Continuing medical education/professional development (courses, reading, videos, tapes, seminars, etc.)
 Other
 TOTAL HOURS WORKED PER WEEK

Documents



CMA_Survey_Workforce2019_Q21_Q22Work_hours-e.pdf

 Read PDF

 Download PDF