



## Q06. Broad specialty

<https://surveys.cma.ca/en/permalink/survey11>

Survey Date: 2017

Full Question: Q06. Would you describe yourself as a: [family physician, family physician with a focused practice, other specialty physician]?

Topic: Specialty or subspecialty

Keywords: FP  
Family doctor  
Family medicine  
Family physician  
GP  
General practitioner  
General practice  
Specialist  
Specialty  
Sub-specialty

### Documents

---



CMA\_Survey\_Workforce2017\_Q6\_PhysicianType-e.pdf

 Read PDF

 Download PDF

## Q06iFP. Family practice focus

# <https://surveys.cma.ca/en/permalink/survey12>

Survey Date: 2017  
Full Question: Q06iFP. What area does your practice focus on?  
Topic: Specialty or subspecialty  
Keywords: FP

Family doctor  
Family medicine  
Family physician  
GP  
General practice  
General practitioner  
Specialist  
Specialty  
Sub-specialty

Response Choices: Administration  
Addiction medicine  
Child and adolescent health  
Chronic non-cancer pain  
Emergency medicine  
Family practice anesthesia  
Health care of the elderly  
Hospital medicine  
Maternity and newborn care  
Mental health  
Minor plastic surgery/cosmetics  
Occupational medicine  
Palliative care  
Prison health  
Sport and exercise medicine  
Surgical assisting  
Women's health

## Documents

---



CMA\_Survey\_Workforc  
e2017\_Q6i\_FPfocus-  
e.pdf

 Read PDF

 Download PDF



## Q06iSP. Specialty/Subspecialty

<https://surveys.cma.ca/en/permalink/survey13>

Survey Date: 2017

Full Question: Q06iSP. Select the specialty/sub-specialty certificate that is most closely related to the main area of your current practice.

Topic: Specialty or subspecialty

Keywords: Specialist

Specialty

Sub-specialty

Response Choices: Adolescent Medicine

Anatomical Pathology

Anesthesiology

Cardiac Surgery

Cardiology - Adult

Cardiology - Pediatric

Child and Adolescent Psychiatry

Clinical Immunology & Allergy - Adult

Clinical Immunology & Allergy – Pediatric

Clinical Pharmacology & Toxicology

Colorectal Surgery

Critical Care Medicine - Pediatric

Critical Care Medicine – Adult

Dermatology

Developmental Pediatrics

Diagnostic Radiology

Emergency Medicine

Endocrinology & Metabolism – Adult

Endocrinology & Metabolism – Pediatric

Family Medicine

Forensic Pathology  
Forensic Psychiatry  
Gastroenterology - Adult  
Gastroenterology - Pediatric  
General Internal Medicine  
General Pathology  
General Surgery  
General Surgical Oncology  
Geriatric Medicine  
Geriatric Psychiatry  
Gyn. Reproductive Endocrinology & Infertility  
Gynecologic Oncology  
Hematological Pathology  
Hematology  
Infectious Diseases – Adult  
Infectious Diseases – Pediatric  
Internal Medicine  
Maternal Fetal Medicine  
Medical Biochemistry  
Medical Genetics  
Medical Microbiology  
Medical Oncology  
Neonatal Perinatal Medicine  
Nephrology – Adult  
Nephrology – Pediatric  
Neurology – Adult  
Neurology - Pediatric  
Neuropathology  
Neuroradiology  
Neurosurgery  
Nuclear Medicine  
Obstetrics & Gynecology  
Occupational Medicine  
Ophthalmology  
Orthopedic Surgery  
Otolaryngology - Head and Neck Surgery  
Pain Medicine  
Pediatric Emergency Medicine  
Pediatric Hematology/Oncology  
Pediatric Radiology

Pediatric Surgery  
Pediatrics – General  
Physical Medicine & Rehabilitation  
Plastic Surgery  
Psychiatry  
Public Health and Preventive Medicine  
Radiation Oncology  
Respirology – Adult  
Respirology – Pediatric  
Rheumatology – Adult  
Rheumatology – Pediatric  
Thoracic Surgery  
Urology  
Vascular Surgery

## Documents


---



CMA\_Survey\_Workforce2017\_Q6i\_Specialty-e.pdf

 Read PDF

 Download PDF



### Q09. Organization of practice (solo, group, etc.)

<https://surveys.cma.ca/en/permalink/survey16>

Survey Date: 2017

Full Question: Q09. How is your MAIN patient care setting organized? Check ONLY ONE. (Note that a solo or group practice could also include another health professional who does not have her/his own caseload).

Topic: Work setting  
Patient care  
Hospital setting  
Collaborative practice

Keywords: Collaborative practice  
Group practice  
Hospital setting  
Interprofessional  
Partner  
Patient care setting  
Practice setting  
Solo practice  
Team practice  
Work setting

Response Choices: Solo practice  
Group practice – community based  
Interprofessional practice – community based (physician(s) & other health professional(s) who have their own caseloads)  
Hospital-based practice

## Documents

---




CMA\_Survey\_Workforce2017\_Q9\_OrgSetting-e.pdf

 Read PDF

 Download PDF

## Q13. Work hours

<https://surveys.cma.ca/en/permalink/survey20>



Survey Date: 2017

Full Question: Q13. EXCLUDING ON-CALL ACTIVITIES, how many HOURS IN AN AVERAGE WEEK do you usually spend on the following activities? Assume each activity is mutually exclusive for reporting purposes.


Topic: Patient care  
On-call activities  
Practice management (e.g., overhead costs, paperwork)  
Hours of work and workload

Keywords: Administrative duties  
Committee work  
Indirect patient care  
On-call services  
Patient care  
Practice management  
Continuing medication education (CME)  
Research  
Teaching  
Work hours  
Oncall  
Oncall activities  
Workload

Response Choices: Direct patient care without a teaching component, regardless of setting  
Direct patient care with a teaching component, regardless of setting  
Teaching/Education without direct patient care (contact with students/residents, preparation, marking, evaluations, etc.)  
Indirect patient care (charting, reports, phone calls, meeting patients' family, etc.)  
Health facility committees (academic planning committees)  
Administration (i.e., management of university program, chief of staff, department head, Ministry of Health, etc.)  
Research (including management of research and publications)  
Managing your practice (staff, facility, equipment, etc.)  
Continuing medical education/professional development (courses, reading, videos, tapes, seminars, etc.)

## Documents

---



Document description and metadata

CMA\_Survey\_Workforc  
e2017\_Q13\_WorkHrs-  
e.pdf



Read PDF



Download PDF





## Q14. Hours on administrative forms

<https://surveys.cma.ca/en/permalink/survey21>

Survey Date: 2017

Full Question: Q14. How many hours per week do you spend completing administrative forms on behalf of your patients (e.g. third party insurance forms)?

Topic: Patient care  
Practice management (e.g., overhead costs, paperwork)  
Hours of work and workload

Keywords: 3rd party insurance forms  
Administrative duties  
Indirect patient care  
Paperwork  
Practice management  
Workload

### Documents

---

CMA\_Survey\_Workforce2017\_Q14\_AdminForms-e.pdf

 Read PDF

 Download PDF



## Q16. Overhead costs

<https://surveys.cma.ca/en/permalink/survey23>

Survey Date: 2017


Full Question: Q16. What percentage of your gross professional income goes towards running your practice (e.g. staff, leases/rent/mortgage, equipment leasing/rental, personal benefits, vehicle costs, professional fees, malpractice dues, etc.)?

Topic: Remuneration method  
Practice management (e.g., overhead costs, paperwork)


Keywords: FFS  
Overhead costs  
Practice expenses  
Practice management  
Remuneration


### Documents


---



CMA\_Survey\_Workforc  
e2017\_Q16\_Overhead-  
e.pdf

 Read PDF

 Download PDF



## Q21. Interprofessional collaboration

<https://surveys.cma.ca/en/permalink/survey28>

Survey Date: 2017


Full Question: Q21. Do you participate in an interprofessional collaborative practice excluding the hospital environment and excluding referrals that do not involve ongoing collaboration on the patient's care?

Topic: Patient care  
Collaborative practice


Keywords: Clinical care  
Collaborative practice  
Group practice  
Interprofessional  
Patient care  
Partner  
Team practice


### Documents


---



CMA\_Survey\_Workforce2017\_Q21\_CollabPractice.pdf

 Read PDF

 Download PDF



## Q21b. Rating of collaboration

<https://surveys.cma.ca/en/permalink/survey30>

Survey Date: 2017

Full Question: Q21b. How would you rate your interprofessional collaborative practice(s) in terms of optimal care for patients?

Topic: Patient care  
Collaborative practice

Keywords: Collaborative practice  
Group practice  
Interprofessional  
Patient care  
Team practice


### Documents

---

CMA\_Survey\_Workforce2017\_Q21b\_CollabPracRating-e.pdf

 Read PDF

 Download PDF



## Q06. Province(s)/territory(ies) of licensure

<https://surveys.cma.ca/en/permalink/survey73>

Survey Date: 2019

Full Question: Q06. In which Canadian jurisdiction(s) do you currently hold an active medical practice licence?


Topic: National licensure

Keywords: Province  
Territory  
License  
Licensure  
Practice  
Work  
Portability


Response Choices: British Columbia  
Alberta  
Saskatchewan  
Manitoba  
Ontario  
Quebec  
New Brunswick  
Nova Scotia  
Prince Edward Island  
Newfoundland & Labrador  
Northwest Territories  
Yukon  
Nunavut


## Documents

---



CMA\_Survey\_Workforce2019\_Q6\_Province-territories.pdf

 Read PDF

 Download PDF

## Q07. Main province/territory of practice

# <https://surveys.cma.ca/en/permalink/survey75>

Survey Date: 2019

Full Question: Q07. In what province/territory do you primarily work?


Topic: National licensure

Keywords: Province  
Territory  
Practice  
Work


Response Choices: British Columbia  
Alberta  
Saskatchewan  
Manitoba  
Ontario  
Quebec  
New Brunswick  
Nova Scotia  
Prince Edward Island  
Newfoundland & Labrador  
Northwest Territories  
Yukon  
Nunavut


## Documents

---



CMA\_Survey\_Workforc  
e2019\_Q7\_Practice\_Pr  
ovince-e.pdf

 Read PDF

 Download PDF

Q09: Physician Workforce Survey, 2019. National Results by FPPSP or Other Specialist, Gender, Age, and Province/Territory

Province/Territory	Male	Female	Total
Alberta	100	100	200
British Columbia	100	100	200
Manitoba	100	100	200
Ontario	100	100	200
Quebec	100	100	200
Saskatchewan	100	100	200
Atlantic	100	100	200
National	100	100	200

## Q09. Applying for licensure in another jurisdiction

<https://surveys.cma.ca/en/permalink/survey77>

Survey Date: 2019

Full Question: Q09. Have you ever applied for a licence to practise medicine with a Canadian medical regulatory authority in a province or territory other than where you were first licensed to practise in Canada?

Topic: Access to services  
National licensure

Keywords: License  
Licensure

Response Choices: Yes  
No

### Documents

CMA\_Survey\_Workforce2019\_Q9\_Licensure-e.pdf

Read PDF

Download PDF

Q10: Physician Workforce Survey, 2019. National Results by FPPSP or Other Specialist, Gender, Age, and Province/Territory

Province/Territory	Male	Female	Total
Alberta	100	100	200
British Columbia	100	100	200
Manitoba	100	100	200
Ontario	100	100	200
Quebec	100	100	200
Saskatchewan	100	100	200
Atlantic	100	100	200
National	100	100	200

## Q10. Obstacles to applying for licensure

<https://surveys.cma.ca/en/permalink/survey79>

Survey Date: 2019


Full Question: Q10. What factors did you consider significant obstacles with respect to applying for licensure in another province or territory?

Topic: Access to services  
National licensure


- Keywords: License  
Licensure  
Barriers  
Practice obstacles
- Response Choices: Obtaining credential verification for or from the provincial/territorial regulatory authority  
Obtaining letter(s) of good standing from the provincial/territorial regulatory authority  
Obtaining reference or character letters  
Obtaining police record check  
Cost of getting licensed in the other province or territory  
Length of the process to obtain a licence in the other province or territory  
The overall complexity of the process to obtain a licence  
Other, please specify:  
There were no significant obstacles


## Documents

---



CMA\_Survey\_Workforce2019\_Q10\_Licensure\_Obstacles-e.pdf

 Read PDF

 Download PDF



CMA Physician Workforce Survey, 2019. Tabular Results by FFS/P or Other Specialist, Gender, Age, and Province/Territory

Province/Territory	Gender	Age	FFS/P or Other Specialist
Alberta	Male	18-24	100%
Alberta	Female	18-24	100%
Alberta	Male	25-34	100%
Alberta	Female	25-34	100%
Alberta	Male	35-44	100%
Alberta	Female	35-44	100%
Alberta	Male	45-54	100%
Alberta	Female	45-54	100%
Alberta	Male	55-64	100%
Alberta	Female	55-64	100%
Alberta	Male	65+	100%
Alberta	Female	65+	100%
British Columbia	Male	18-24	100%
British Columbia	Female	18-24	100%
British Columbia	Male	25-34	100%
British Columbia	Female	25-34	100%
British Columbia	Male	35-44	100%
British Columbia	Female	35-44	100%
British Columbia	Male	45-54	100%
British Columbia	Female	45-54	100%
British Columbia	Male	55-64	100%
British Columbia	Female	55-64	100%
British Columbia	Male	65+	100%
British Columbia	Female	65+	100%
Manitoba	Male	18-24	100%
Manitoba	Female	18-24	100%
Manitoba	Male	25-34	100%
Manitoba	Female	25-34	100%
Manitoba	Male	35-44	100%
Manitoba	Female	35-44	100%
Manitoba	Male	45-54	100%
Manitoba	Female	45-54	100%
Manitoba	Male	55-64	100%
Manitoba	Female	55-64	100%
Manitoba	Male	65+	100%
Manitoba	Female	65+	100%
Ontario	Male	18-24	100%
Ontario	Female	18-24	100%
Ontario	Male	25-34	100%
Ontario	Female	25-34	100%
Ontario	Male	35-44	100%
Ontario	Female	35-44	100%
Ontario	Male	45-54	100%
Ontario	Female	45-54	100%
Ontario	Male	55-64	100%
Ontario	Female	55-64	100%
Ontario	Male	65+	100%
Ontario	Female	65+	100%
Quebec	Male	18-24	100%
Quebec	Female	18-24	100%
Quebec	Male	25-34	100%
Quebec	Female	25-34	100%
Quebec	Male	35-44	100%
Quebec	Female	35-44	100%
Quebec	Male	45-54	100%
Quebec	Female	45-54	100%
Quebec	Male	55-64	100%
Quebec	Female	55-64	100%
Quebec	Male	65+	100%
Quebec	Female	65+	100%
Atlantic	Male	18-24	100%
Atlantic	Female	18-24	100%
Atlantic	Male	25-34	100%
Atlantic	Female	25-34	100%
Atlantic	Male	35-44	100%
Atlantic	Female	35-44	100%
Atlantic	Male	45-54	100%
Atlantic	Female	45-54	100%
Atlantic	Male	55-64	100%
Atlantic	Female	55-64	100%
Atlantic	Male	65+	100%
Atlantic	Female	65+	100%

## Q11. Support for national licensure

<https://surveys.cma.ca/en/permalink/survey82>

Survey Date: 2019

Full Question: Q11. How supportive would you be of the implementation of national licensure that would enable practice in all Canadian provinces/territories?

Topic: Access to services  
National licensure

Keywords: License  
Licensure

Response Choices: Not at all supportive  
Not very supportive  
No opinion  
Somewhat supportive  
Very supportive

### Documents

CMA Physician Workforce Survey, 2019. Tabular Results by FFS/P or Other Specialist, Gender, Age, and Province/Territory

CMA\_Survey\_Workforce2019\_Q11\_National\_Licensure-e.pdf

Read PDF

Download PDF

CMA Physician Workforce Survey, 2019. Tabular Results by FFS/P or Other Specialist, Gender, Age, and Province/Territory

Province/Territory	Gender	Age	FFS/P or Other Specialist
Alberta	Male	18-24	100%
Alberta	Female	18-24	100%
Alberta	Male	25-34	100%
Alberta	Female	25-34	100%
Alberta	Male	35-44	100%
Alberta	Female	35-44	100%
Alberta	Male	45-54	100%
Alberta	Female	45-54	100%
Alberta	Male	55-64	100%
Alberta	Female	55-64	100%
Alberta	Male	65+	100%
Alberta	Female	65+	100%
British Columbia	Male	18-24	100%
British Columbia	Female	18-24	100%
British Columbia	Male	25-34	100%
British Columbia	Female	25-34	100%
British Columbia	Male	35-44	100%
British Columbia	Female	35-44	100%
British Columbia	Male	45-54	100%
British Columbia	Female	45-54	100%
British Columbia	Male	55-64	100%
British Columbia	Female	55-64	100%
British Columbia	Male	65+	100%
British Columbia	Female	65+	100%
Manitoba	Male	18-24	100%
Manitoba	Female	18-24	100%
Manitoba	Male	25-34	100%
Manitoba	Female	25-34	100%
Manitoba	Male	35-44	100%
Manitoba	Female	35-44	100%
Manitoba	Male	45-54	100%
Manitoba	Female	45-54	100%
Manitoba	Male	55-64	100%
Manitoba	Female	55-64	100%
Manitoba	Male	65+	100%
Manitoba	Female	65+	100%
Ontario	Male	18-24	100%
Ontario	Female	18-24	100%
Ontario	Male	25-34	100%
Ontario	Female	25-34	100%
Ontario	Male	35-44	100%
Ontario	Female	35-44	100%
Ontario	Male	45-54	100%
Ontario	Female	45-54	100%
Ontario	Male	55-64	100%
Ontario	Female	55-64	100%
Ontario	Male	65+	100%
Ontario	Female	65+	100%
Quebec	Male	18-24	100%
Quebec	Female	18-24	100%
Quebec	Male	25-34	100%
Quebec	Female	25-34	100%
Quebec	Male	35-44	100%
Quebec	Female	35-44	100%
Quebec	Male	45-54	100%
Quebec	Female	45-54	100%
Quebec	Male	55-64	100%
Quebec	Female	55-64	100%
Quebec	Male	65+	100%
Quebec	Female	65+	100%
Atlantic	Male	18-24	100%
Atlantic	Female	18-24	100%
Atlantic	Male	25-34	100%
Atlantic	Female	25-34	100%
Atlantic	Male	35-44	100%
Atlantic	Female	35-44	100%
Atlantic	Male	45-54	100%
Atlantic	Female	45-54	100%
Atlantic	Male	55-64	100%
Atlantic	Female	55-64	100%
Atlantic	Male	65+	100%
Atlantic	Female	65+	100%

## Q12. Impact of national licensure on physician practices

<https://surveys.cma.ca/en/permalink/survey83>

Survey Date: 2019

Full Question: Q12. If a national licensure system were implemented today, how likely would you be to:  
Highly unlikely  
Somewhat unlikely  
Unsure  
Somewhat likely  
Highly likely


Topic: Access to services  
National licensure  
Patient care

Keywords: License  
Licensure  
Changes  
Portability  
Locum  
Virtual care  
Rural practice  
Access

Response Choices: Seek out locum opportunities in other provinces/ territories  
Practise in multiple provinces/territories on an ongoing basis  
Provide virtual care (e.g., telemedicine) to patients in other provinces/territories  
Practise temporarily in rural/remote areas in other provinces/territories  
Participate in further training in another province or territory

## Documents

---



CMA\_Survey\_Workforc  
e2019\_Q12\_Impact\_Na  
tional\_Licensure-e.pdf

 Read PDF

 Download PDF

CMA Physician Workforce Survey, 2019. National Results by FFSP or Other Specialist, Gender, Age, and Practice Setting

FFSP or Other Specialist	Gender	Age	Practice Setting	Q13
FFSP	Male	35-44	Academic	100%
FFSP	Male	35-44	Community	100%
FFSP	Male	35-44	Other	100%
FFSP	Male	45-54	Academic	100%
FFSP	Male	45-54	Community	100%
FFSP	Male	45-54	Other	100%
FFSP	Male	55-64	Academic	100%
FFSP	Male	55-64	Community	100%
FFSP	Male	55-64	Other	100%
FFSP	Female	35-44	Academic	100%
FFSP	Female	35-44	Community	100%
FFSP	Female	35-44	Other	100%
FFSP	Female	45-54	Academic	100%
FFSP	Female	45-54	Community	100%
FFSP	Female	45-54	Other	100%
FFSP	Female	55-64	Academic	100%
FFSP	Female	55-64	Community	100%
FFSP	Female	55-64	Other	100%
Other	Male	35-44	Academic	100%
Other	Male	35-44	Community	100%
Other	Male	35-44	Other	100%
Other	Male	45-54	Academic	100%
Other	Male	45-54	Community	100%
Other	Male	45-54	Other	100%
Other	Male	55-64	Academic	100%
Other	Male	55-64	Community	100%
Other	Male	55-64	Other	100%
Other	Female	35-44	Academic	100%
Other	Female	35-44	Community	100%
Other	Female	35-44	Other	100%
Other	Female	45-54	Academic	100%
Other	Female	45-54	Community	100%
Other	Female	45-54	Other	100%
Other	Female	55-64	Academic	100%
Other	Female	55-64	Community	100%
Other	Female	55-64	Other	100%

## Q13. Agreement that national licensure will improve access

<https://surveys.cma.ca/en/permalink/survey85>

Survey Date: 2019

Full Question: Q13. To what extent do you agree that national licensure will improve access to care for Canadians?

Topic: Access to services  
National licensure  
Patient care

Keywords: License  
Licensure  
Better  
Patients  
Access

Response Choices: Strongly disagree  
Somewhat disagree  
Neither agree nor disagree  
Somewhat agree  
Strongly agree

### Documents

---

CMA\_Survey\_Workforce2019\_Q13\_Agreement\_National\_Licensure-e.pdf

Read PDF

Download PDF

## Q21 & Q22. Work hours

# <https://surveys.cma.ca/en/permalink/survey112>

Survey Date: 2019

Full Question: Q21 & Q22. EXCLUDING ON-CALL ACTIVITIES, how many HOURS IN AN AVERAGE WEEK do you usually spend on the following activities? Assume each activity is mutually exclusive for reporting purposes (i.e., if an activity spans two categories, please report hours in only one category).

Topic: Hours of work and workload  
 Access to services  
 Patient care  
 Practice management (e.g., overhead costs, paperwork)  
 On-call activities  
 Oncall

Keywords: Workload  
 Time  
 Oncall

Response Choices: Direct patient care without a teaching component, regardless of setting  
 Direct patient care with a teaching component, regardless of setting  
 Teaching/Education without direct patient care (contact with students/residents, preparation, marking, evaluations, etc.)  
 Indirect patient care (charting, reports, phone calls, meeting patients' family, etc.)  
 Health facility committees (academic planning committees)  
 Administration (i.e., management of university program, chief of staff, department head, Ministry of Health, etc.)  
 Research (including management of research and publications)  
 Managing your practice (staff, facility, equipment, etc.)  
 Continuing medical education/professional development (courses, reading, videos, tapes, seminars, etc.)  
 Other  
 TOTAL HOURS WORKED PER WEEK

## Documents

---

CMA\_Survey\_Workforc  
 e2019\_Q21\_Q22Work\_

hours-e.pdf

 Read PDF

 Download PDF