



Q07. Work setting

<https://surveys.cma.ca/en/permalink/survey14>

Survey Date: 2017

Full Question: Q07. Which of the following is your primary work setting?

Topic: Work setting
Hospital setting

Keywords: Hospital setting
Practice setting
Work location
Work setting

Response Choices: Private office/clinic (excluding free standing walk-in clinics)
Community clinic/Community health centre
Free-standing walk-in clinic
Academic health sciences centre (AHSC)
Non-AHSC teaching hospital
Community hospital
Other hospital
Emergency department (in community hospital or AHSC)
Nursing home/ Long term care facility / Seniors' residence
University
Research Unit
Free-standing lab/diagnostic clinic
Administrative office / Corporate Office

Documents



CMA_Survey_Workforc
e2017_Q7_WorkSetting
-e.pdf

 Read PDF

 Download PDF



Q08. Provision of patient/clinical care

<https://surveys.cma.ca/en/permalink/survey15>

Survey Date: 2017

Full Question: Q08. Do you provide patient/clinical care (either direct or indirect)?

Topic: Patient care

Access to services

Keywords: Access to services

Clinical care

Indirect patient care

Patient care


Practice setting

Documents



CMA_Survey_Workforc
e2017_Q8_PatientCare
-e.pdf

 Read PDF

 Download PDF



Q09. Organization of practice (solo, group, etc.)

<https://surveys.cma.ca/en/permalink/survey16>

Survey Date: 2017

Full Question: Q09. How is your MAIN patient care setting organized? Check ONLY ONE. (Note that a solo or group practice could also include another health professional who does not have her/his own caseload).

Topic: Work setting
Patient care
Hospital setting
Collaborative practice

Keywords: Collaborative practice
Group practice
Hospital setting
Interprofessional
Partner
Patient care setting
Practice setting
Solo practice
Team practice
Work setting

Response Choices: Solo practice
Group practice – community based
Interprofessional practice – community based (physician(s) & other health professional(s) who have their own caseloads)
Hospital-based practice


Documents



CMA_Survey_Workforce2017_Q9_OrgSetting-e.pdf

 Read PDF

 Download PDF



Q17. Accepting new patients

<https://surveys.cma.ca/en/permalink/survey24>

Survey Date: 2017


Full Question: Q17. To what extent is your practice accepting new patients into your MAIN patient care setting? Please check only ONE.

Topic: Patient care
Hours of work and workload
Access to services


Keywords: Access to services
Appointment availability
Overworked
Patient care
Patient load
Wait time
Work hours
Workload
Wait times
Waiting times


Response Choices: No restrictions; practice is open to all new patients
Partially closed
Completely closed
Does not apply to my practice setting

Documents



CMA_Survey_Workforc
e2017_Q17_PracticeSta
tus-e.pdf

 Read PDF

 Download PDF



Q18. Number of patients seen

<https://surveys.cma.ca/en/permalink/survey25>


Survey Date: 2017

Full Question: Q18. Please estimate the number of patients you see in a TYPICAL WEEK, EXCLUDING patient visits while you are on-call (on-call is defined as time outside of regularly scheduled activity during which you are available to patients):


Topic: Patient care
Hours of work and workload
Access to services
On-call activities


Keywords: Access to services
Appointment availability
Overworked
Patient care
Patient load
Wait time
Work hours
Workload
Wait times
Waiting times

Documents



CMA_Survey_Workforce2017_Q18_NumPatients-e.pdf

 Read PDF

 Download PDF



Q19a. Patient access for URGENT cases

<https://surveys.cma.ca/en/permalink/survey26>

Survey Date: 2017

Full Question: Q19a. Typically, if a patient visits your office or is referred to you, how long would that patient wait until the first available appointment WITH YOU OR YOUR PRACTICE?

Topic: Patient care
Hours of work and workload
Access to services

Keywords: Access to services
Appointment availability
Overworked
Patient care
Patient load
Referral
Wait time
Work hours
Workload
Wait times
Waiting times


Response Choices: same day
number of days


Documents



CMA_Survey_Workforc
e2017_Q19a_WaitTime
UrgCare-e.pdf

 Read PDF

 Download PDF



Q20. Access to resources

<https://surveys.cma.ca/en/permalink/survey27>

Survey Date: 2017

Full Question: Q20. Rate your access to the following for your patients:

Topic: Satisfaction

- Patient care
- Hospital setting
- Access to services

Keywords: Access to services

- Appointment availability
- Clinical care
- Hospital
- Patient care
- Referral
- Satisfaction (professional)

Response Choices: Operating room

- Endoscopy suites
- Procedural rooms
- Long-term care beds (e.g., nursing home, chronic care, etc.)
- Hospital in-patient care on an urgent basis
- Hospital care for elective procedures
- Routine diagnostic services (e.g., lab, x-rays, etc.)
- Advanced diagnostic services (e.g., MRI, CT, etc.)
- Home care
- Palliative care


Documents



CMA_Survey_Workforc
e2017_Q20_Access-
e.pdf

 Read PDF

 Download PDF



Q21. Interprofessional collaboration

<https://surveys.cma.ca/en/permalink/survey28>

Survey Date: 2017

Full Question: Q21. Do you participate in an interprofessional collaborative practice excluding the hospital environment and excluding referrals that do not involve ongoing collaboration on the patient's care?

Topic: Patient care

Collaborative practice

Keywords:

Clinical care

Collaborative practice

Group practice


Interprofessional

Patient care

Partner

Team practice

Documents



CMA_Survey_Workforc
e2017_Q21_CollabPrac-
e.pdf

 Read PDF

 Download PDF



Q21b. Rating of collaboration

<https://surveys.cma.ca/en/permalink/survey30>

Survey Date: 2017

Full Question: Q21b. How would you rate your interprofessional collaborative practice(s) in terms of optimal care for patients?

Topic: Patient care
Collaborative practice

Keywords: Collaborative practice
Group practice
Interprofessional
Patient care
Team practice

Documents



CMA_Survey_Workforce2017_Q21b_CollaborativePracticeRating-e.pdf

 Read PDF

 Download PDF



Q26. Overworked/underemployed

<https://surveys.cma.ca/en/permalink/survey36>

Survey Date: 2017

Full Question: Q26. Describe your current employment situation.


Topic: Satisfaction
Hours of work and workload
Employment status


Keywords: Career transition
Overworked
Employment status
Satisfaction (professional)
Underemployed
Unemployed
Work hours
Work-life balance
Workload

Response Choices: Overworked in my discipline
Employed in my discipline to my satisfaction
Underemployed in my discipline
Not employed in my discipline

Documents

CMA_Survey_Workforce2017_Q26_Employment-e.pdf

 Read PDF

 Download PDF



Q27. Satisfaction (professional life, balance)

<https://surveys.cma.ca/en/permalink/survey37>

Survey Date: 2017

Full Question: Q27. Rate your satisfaction with each of the following:

Topic: Satisfaction
Hours of work and workload

Keywords: Satisfaction (professional)
Work hours
Work-life balance
Workload


Response Choices: Your professional life
The balance between your personal and professional commitments

Documents

CMA_Survey_Workforc
e2017_Q27_Satisfactio
n-e.pdf

Read PDF

Download PDF



Q19b. Patient access for NON-URGENT cases

<https://surveys.cma.ca/en/permalink/survey71>

Survey Date: 2017


Full Question: Q19b. Typically, if a patient visits your office or is referred to you, how long would that patient wait until the first available appointment WITH YOU OR YOUR PRACTICE?

Topic: Patient care
Hours of work and workload
Access to services


Keywords: Access to services
Appointment availability
Overworked
Patient care
Patient load
Referral
Wait time
Work hours
Workload
Wait times
Waiting times


Response Choices: same week
number of weeks

Documents



CMA_Survey_Workforc
e2017_Q19b_WaitTime
NonUrgCare-e.pdf

 Read PDF

 Download PDF

Q09. Applying for licensure in another jurisdiction

<https://surveys.cma.ca/en/permalink/survey77>

Survey Date: 2019

Full Question: Q09. Have you ever applied for a licence to practise medicine with a Canadian medical regulatory authority in a province or territory other than where you were first licensed to practise in Canada?

Topic: Access to services
National licensure

Keywords: License
Licensure

Response Choices: Yes
No

Documents

CMA_Survey_Workforce2019_Q9_Licensure-e.pdf

Read PDF

Download PDF

Q10. Obstacles to applying for licensure

<https://surveys.cma.ca/en/permalink/survey79>


Survey Date: 2019

Full Question: Q10. What factors did you consider significant obstacles with respect to applying for licensure in another province or territory?


Topic: Access to services
National licensure


- Keywords: License
Licensure
Barriers
Practice obstacles
- Response Choices: Obtaining credential verification for or from the provincial/territorial regulatory authority
Obtaining letter(s) of good standing from the provincial/territorial regulatory authority
Obtaining reference or character letters
Obtaining police record check
Cost of getting licensed in the other province or territory
Length of the process to obtain a licence in the other province or territory
The overall complexity of the process to obtain a licence
Other, please specify:
There were no significant obstacles

Documents



CMA_Survey_Workforce2019_Q10_Licensure_Obstacles-e.pdf

 Read PDF

 Download PDF

A small thumbnail image showing a table of survey results for Q11. The table has multiple columns and rows, with a header that reads 'CMA Physician Workforce Survey, 2019: Subtotal Results by FFSP or Other Specialty, Gender, Age, and Province/Territory'.

Q11. Support for national licensure

<https://surveys.cma.ca/en/permalink/survey82>

Survey Date: 2019

Full Question: Q11. How supportive would you be of the implementation of national licensure that would enable practice in all Canadian provinces/territories?

Topic: Access to services
National licensure

Keywords: License
Licensure

Response Choices: Not at all supportive
Not very supportive
No opinion
Somewhat supportive
Very supportive

Documents

A small thumbnail image showing a table of survey results for Q11, identical to the one in the top left.

CMA_Survey_Workforce2019_Q11_National_Licensure-e.pdf

Read PDF

Download PDF

A small thumbnail image showing a table of survey results for Q12. The table has multiple columns and rows, with a header that reads 'CMA Physician Workforce Survey, 2019: Subtotal Results by FFSP or Other Specialty, Gender, Age, and Province/Territory'.

Q12. Impact of national licensure on physician practices

<https://surveys.cma.ca/en/permalink/survey83>

Survey Date: 2019


Full Question: Q12. If a national licensure system were implemented today, how likely would you be to:
Highly unlikely
Somewhat unlikely
Unsure
Somewhat likely
Highly likely

Topic: Access to services
National licensure
Patient care

Keywords: License
Licensure
Changes
Portability
Locum
Virtual care
Rural practice
Access

Response Choices: Seek out locum opportunities in other provinces/ territories
Practise in multiple provinces/territories on an ongoing basis
Provide virtual care (e.g., telemedicine) to patients in other provinces/territories
Practise temporarily in rural/remote areas in other provinces/territories
Participate in further training in another province or territory

Documents



CMA_Survey_Workforc
e2019_Q12_Impact_Na
tional_Licensure-e.pdf

 Read PDF

 Download PDF

Province	Specialty	Age	Gender	Response	Percentage
Alberta	Family Medicine	45-54	Male	Strongly Disagree	10%
Alberta	Family Medicine	45-54	Male	Somewhat Disagree	20%
Alberta	Family Medicine	45-54	Male	Neither Agree nor Disagree	30%
Alberta	Family Medicine	45-54	Male	Somewhat Agree	25%
Alberta	Family Medicine	45-54	Male	Strongly Agree	15%

Q13. Agreement that national licensure will improve access

<https://surveys.cma.ca/en/permalink/survey85>

Survey Date: 2019

Full Question: Q13. To what extent do you agree that national licensure will improve access to care for Canadians?

Topic: Access to services
National licensure
Patient care

Keywords: License
Licensure
Better
Patients
Access


Response Choices: Strongly disagree
Somewhat disagree
Neither agree nor disagree
Somewhat agree
Strongly agree

Documents

CMA_Survey_Workforce2019_Q13_Agreement_National_Licensure-e.pdf

Read PDF

Download PDF



Q02. Satisfaction (professional life, balance)

<https://surveys.cma.ca/en/permalink/survey89>

Survey Date: 2019

Full Question: Q02. Rate your satisfaction with each of the following:
Very dissatisfied
Dissatisfied
Neutral
Satisfied
Very satisfied


Topic: Satisfaction
Hours of work and workload


Keywords: Work-life balance
doctor satisfaction
Physician satisfaction

Response Choices: Your professional life
The balance between your personal and professional commitments

Documents

CMA_Survey_Workforc
e2019_Q2_Satisfaction
-e.pdf

 Read PDF

 Download PDF

Q14 Provision of Patient Services, 2019, National Results by FPEP or Other Specialist, Gender, Age, and Province/Territory

Province/Territory	Gender	Age	Response
Alberta	Male	18-24	100%
	Female	18-24	100%
British Columbia	Male	18-24	100%
	Female	18-24	100%
Manitoba	Male	18-24	100%
	Female	18-24	100%
Ontario	Male	18-24	100%
	Female	18-24	100%
Quebec	Male	18-24	100%
	Female	18-24	100%
Atlantic	Male	18-24	100%
	Female	18-24	100%
Northwest Territories	Male	18-24	100%
	Female	18-24	100%
Yukon	Male	18-24	100%
	Female	18-24	100%
Northwest Territories	Male	25-34	100%
	Female	25-34	100%
Yukon	Male	25-34	100%
	Female	25-34	100%
Alberta	Male	35-44	100%
	Female	35-44	100%
British Columbia	Male	35-44	100%
	Female	35-44	100%
Manitoba	Male	35-44	100%
	Female	35-44	100%
Ontario	Male	35-44	100%
	Female	35-44	100%
Quebec	Male	35-44	100%
	Female	35-44	100%
Atlantic	Male	35-44	100%
	Female	35-44	100%
Northwest Territories	Male	35-44	100%
	Female	35-44	100%
Yukon	Male	35-44	100%
	Female	35-44	100%
Alberta	Male	45-54	100%
	Female	45-54	100%
British Columbia	Male	45-54	100%
	Female	45-54	100%
Manitoba	Male	45-54	100%
	Female	45-54	100%
Ontario	Male	45-54	100%
	Female	45-54	100%
Quebec	Male	45-54	100%
	Female	45-54	100%
Atlantic	Male	45-54	100%
	Female	45-54	100%
Northwest Territories	Male	45-54	100%
	Female	45-54	100%
Yukon	Male	45-54	100%
	Female	45-54	100%
Alberta	Male	55-64	100%
	Female	55-64	100%
British Columbia	Male	55-64	100%
	Female	55-64	100%
Manitoba	Male	55-64	100%
	Female	55-64	100%
Ontario	Male	55-64	100%
	Female	55-64	100%
Quebec	Male	55-64	100%
	Female	55-64	100%
Atlantic	Male	55-64	100%
	Female	55-64	100%
Northwest Territories	Male	55-64	100%
	Female	55-64	100%
Yukon	Male	55-64	100%
	Female	55-64	100%
Alberta	Male	65-74	100%
	Female	65-74	100%
British Columbia	Male	65-74	100%
	Female	65-74	100%
Manitoba	Male	65-74	100%
	Female	65-74	100%
Ontario	Male	65-74	100%
	Female	65-74	100%
Quebec	Male	65-74	100%
	Female	65-74	100%
Atlantic	Male	65-74	100%
	Female	65-74	100%
Northwest Territories	Male	65-74	100%
	Female	65-74	100%
Yukon	Male	65-74	100%
	Female	65-74	100%
Alberta	Male	75+	100%
	Female	75+	100%
British Columbia	Male	75+	100%
	Female	75+	100%
Manitoba	Male	75+	100%
	Female	75+	100%
Ontario	Male	75+	100%
	Female	75+	100%
Quebec	Male	75+	100%
	Female	75+	100%
Atlantic	Male	75+	100%
	Female	75+	100%
Northwest Territories	Male	75+	100%
	Female	75+	100%
Yukon	Male	75+	100%
	Female	75+	100%

Q14. Provision of patient/clinical care

<https://surveys.cma.ca/en/permalink/survey99>

Survey Date: 2019

Full Question: Q14. Do you provide patient/clinical care (either direct or indirect)?

Topic: Access to services

Patient care

Keywords: Patients

Clinical care

Direct clinical care

Indirect clinical care

Response Choices: Yes

No

Documents

CMA_Survey_Workforce2019_Q14_Provision-e.pdf

Read PDF

Download PDF

Q15 Work Setting, 2019, National Results by FPEP or Other Specialist, Gender, Age, and Province/Territory

Province/Territory	Gender	Age	Response
Alberta	Male	18-24	100%
	Female	18-24	100%
British Columbia	Male	18-24	100%
	Female	18-24	100%
Manitoba	Male	18-24	100%
	Female	18-24	100%
Ontario	Male	18-24	100%
	Female	18-24	100%
Quebec	Male	18-24	100%
	Female	18-24	100%
Atlantic	Male	18-24	100%
	Female	18-24	100%
Northwest Territories	Male	18-24	100%
	Female	18-24	100%
Yukon	Male	18-24	100%
	Female	18-24	100%
Alberta	Male	25-34	100%
	Female	25-34	100%
British Columbia	Male	25-34	100%
	Female	25-34	100%
Manitoba	Male	25-34	100%
	Female	25-34	100%
Ontario	Male	25-34	100%
	Female	25-34	100%
Quebec	Male	25-34	100%
	Female	25-34	100%
Atlantic	Male	25-34	100%
	Female	25-34	100%
Northwest Territories	Male	25-34	100%
	Female	25-34	100%
Yukon	Male	25-34	100%
	Female	25-34	100%
Alberta	Male	35-44	100%
	Female	35-44	100%
British Columbia	Male	35-44	100%
	Female	35-44	100%
Manitoba	Male	35-44	100%
	Female	35-44	100%
Ontario	Male	35-44	100%
	Female	35-44	100%
Quebec	Male	35-44	100%
	Female	35-44	100%
Atlantic	Male	35-44	100%
	Female	35-44	100%
Northwest Territories	Male	35-44	100%
	Female	35-44	100%
Yukon	Male	35-44	100%
	Female	35-44	100%
Alberta	Male	45-54	100%
	Female	45-54	100%
British Columbia	Male	45-54	100%
	Female	45-54	100%
Manitoba	Male	45-54	100%
	Female	45-54	100%
Ontario	Male	45-54	100%
	Female	45-54	100%
Quebec	Male	45-54	100%
	Female	45-54	100%
Atlantic	Male	45-54	100%
	Female	45-54	100%
Northwest Territories	Male	45-54	100%
	Female	45-54	100%
Yukon	Male	45-54	100%
	Female	45-54	100%
Alberta	Male	55-64	100%
	Female	55-64	100%
British Columbia	Male	55-64	100%
	Female	55-64	100%
Manitoba	Male	55-64	100%
	Female	55-64	100%
Ontario	Male	55-64	100%
	Female	55-64	100%
Quebec	Male	55-64	100%
	Female	55-64	100%
Atlantic	Male	55-64	100%
	Female	55-64	100%
Northwest Territories	Male	55-64	100%
	Female	55-64	100%
Yukon	Male	55-64	100%
	Female	55-64	100%
Alberta	Male	65-74	100%
	Female	65-74	100%
British Columbia	Male	65-74	100%
	Female	65-74	100%
Manitoba	Male	65-74	100%
	Female	65-74	100%
Ontario	Male	65-74	100%
	Female	65-74	100%
Quebec	Male	65-74	100%
	Female	65-74	100%
Atlantic	Male	65-74	100%
	Female	65-74	100%
Northwest Territories	Male	65-74	100%
	Female	65-74	100%
Yukon	Male	65-74	100%
	Female	65-74	100%
Alberta	Male	75+	100%
	Female	75+	100%
British Columbia	Male	75+	100%
	Female	75+	100%
Manitoba	Male	75+	100%
	Female	75+	100%
Ontario	Male	75+	100%
	Female	75+	100%
Quebec	Male	75+	100%
	Female	75+	100%
Atlantic	Male	75+	100%
	Female	75+	100%
Northwest Territories	Male	75+	100%
	Female	75+	100%
Yukon	Male	75+	100%
	Female	75+	100%

Q15. Work Setting

<https://surveys.cma.ca/en/permalink/survey100>

Survey Date: 2019


Full Question: Q15. Which of the following is your primary work setting?

Topic: Hospital setting


Work setting


- Keywords: Where do physicians work?
Location
Work setting
Physician setting
- Response Choices: Private office/clinic (excluding free standing walk-in clinics)
Community clinic/Community health centre
Free-standing walk-in clinic
Academic health sciences centre (AHSC)
Non-AHSC teaching hospital
Community hospital
Other hospital
Emergency department (in community hospital or AHSC)
Nursing home/ Long term care facility / Seniors' residence
University
Research Unit
Free-standing lab/diagnostic clinic
Administrative office / Corporate Office
Other

Documents



CMA_Survey_Workforce2019_Q15_Work_Setting-e.pdf

 Read PDF

 Download PDF