



## Q07. Work setting

<https://surveys.cma.ca/en/permalink/survey14>

Survey Date: 2017

Full Question: Q07. Which of the following is your primary work setting?

Topic: Work setting  
Hospital setting

Keywords: Hospital setting  
Practice setting  
Work location  
Work setting

Response Choices: Private office/clinic (excluding free standing walk-in clinics)  
Community clinic/Community health centre  
Free-standing walk-in clinic  
Academic health sciences centre (AHSC)  
Non-AHSC teaching hospital  
Community hospital  
Other hospital  
Emergency department (in community hospital or AHSC)  
Nursing home/ Long term care facility / Seniors' residence  
University  
Research Unit  
Free-standing lab/diagnostic clinic  
Administrative office / Corporate Office

## Documents



CMA\_Survey\_Workforc  
e2017\_Q7\_WorkSetting  
-e.pdf

 Read PDF

 Download PDF



## Q09. Organization of practice (solo, group, etc.)

<https://surveys.cma.ca/en/permalink/survey16>

Survey Date: 2017

Full Question: Q09. How is your MAIN patient care setting organized? Check ONLY ONE. (Note that a solo or group practice could also include another health professional who does not have her/his own caseload).


Topic: Work setting  
Patient care  
Hospital setting  
Collaborative practice

Keywords: Collaborative practice  
Group practice  
Hospital setting  
Interprofessional  
Partner  
Patient care setting  
Practice setting  
Solo practice  
Team practice  
Work setting

Response Choices: Solo practice  
Group practice – community based  
Interprofessional practice – community based (physician(s) & other health professional(s) who have their own caseloads)  
Hospital-based practice

### Documents


---



e.pdf

 Read PDF

 Download PDF



## Q13. Work hours

<https://surveys.cma.ca/en/permalink/survey20>

Survey Date: 2017

Full Question: Q13. EXCLUDING ON-CALL ACTIVITIES, how many HOURS IN AN AVERAGE WEEK do you usually spend on the following activities? Assume each activity is mutually exclusive for reporting purposes.


Topic: Patient care  
On-call activities  
Practice management (e.g., overhead costs, paperwork)  
Hours of work and workload

Keywords: Administrative duties  
Committee work  
Indirect patient care  
On-call services  
Patient care  
Practice management  
Continuing medication education (CME)  
Research  
Teaching  
Work hours  
Oncall  
Oncall activities  
Workload


- Response Choices:
- Direct patient care without a teaching component, regardless of setting
  - Direct patient care with a teaching component, regardless of setting
  - Teaching/Education without direct patient care (contact with students/residents, preparation, marking, evaluations, etc.)
  - Indirect patient care (charting, reports, phone calls, meeting patients' family, etc.)
  - Health facility committees (academic planning committees)
  - Administration (i.e., management of university program, chief of staff, department head, Ministry of Health, etc.)
  - Research (including management of research and publications)
  - Managing your practice (staff, facility, equipment, etc.)
  - Continuing medical education/professional development (courses, reading, videos, tapes, seminars, etc.)


## Documents


---



CMA\_Survey\_Workforce2017\_Q13\_WorkHrs-e.pdf

 Read PDF

 Download PDF



## Q14. Hours on administrative forms

<https://surveys.cma.ca/en/permalink/survey21>

Survey Date: 2017

Full Question: Q14. How many hours per week do you spend completing administrative forms on behalf of your patients (e.g. third party insurance forms)?


Topic: Patient care  
Practice management (e.g., overhead costs, paperwork)  
Hours of work and workload


Keywords: 3rd party insurance forms  
Administrative duties  
Indirect patient care  
Paperwork  
Practice management  
Workload


### Documents

---

CMA\_Survey\_Workforce2017\_Q14\_AdminForms-e.pdf

 Read PDF

 Download PDF



## Q15. Remuneration mode

<https://surveys.cma.ca/en/permalink/survey22>

Survey Date: 2017

Full Question: Q15. In the last year, approximately what proportion of your professional income did you receive from these payment methods?  
Note: TOTAL MUST EQUAL 100%.


Topic: Remuneration method

Keywords: FFS  
Capitation  
Earnings  
Fee-for-service  
Income  
Pay  
Remuneration  
Salary


Response Choices: Fee-for-service insured  
Fee-for-service uninsured (private pay services)  
Salary  
Capitation  
Sessional/per diem/hourly  
Service contract  
Incentives and premiums


## Documents

---



CMA\_Survey\_Workforce2017\_Q15\_Remuneration-e.pdf

 Read PDF

 Download PDF



## Q16. Overhead costs

<https://surveys.cma.ca/en/permalink/survey23>

Survey Date: 2017

Full Question: Q16. What percentage of your gross professional income goes towards running your practice (e.g. staff, leases/rent/mortgage, equipment leasing/rental, personal benefits, vehicle costs, professional fees, malpractice dues, etc.)?


Topic: Remuneration method  
Practice management (e.g., overhead costs, paperwork)


Keywords: FFS  
Overhead costs  
Practice expenses  
Practice management  
Remuneration


### Documents

---

CMA\_Survey\_Workforc  
e2017\_Q16\_Overhead-  
e.pdf

 Read PDF

 Download PDF

A document preview card for a PDF file. It includes a thumbnail image at the top, the filename 'CMA\_Survey\_Workforc e2017\_Q16\_Overhead-e.pdf', and two buttons: 'Read PDF' and 'Download PDF'. The buttons have small icons representing a document and a download arrow, respectively.

## Q20. Access to resources

<https://surveys.cma.ca/en/permalink/survey27>

Survey Date: 2017

Full Question: Q20. Rate your access to the following for your patients:

Topic: Satisfaction  
Patient care  
Hospital setting  
Access to services

Keywords: Access to services  
Appointment availability  
Clinical care  
Hospital  
Patient care  
Referral  
Satisfaction (professional)

Response Choices: Operating room  
Endoscopy suites  
Procedural rooms  
Long-term care beds (e.g., nursing home, chronic care, etc.)  
Hospital in-patient care on an urgent basis  
Hospital care for elective procedures  
Routine diagnostic services (e.g., lab, x-rays, etc.)  
Advanced diagnostic services (e.g., MRI, CT, etc.)  
Home care  
Palliative care

## Documents

---




CMA\_Survey\_Workforc  
e2017\_Q20\_Access-  
e.pdf

 Read PDF

 Download PDF





## Q21. Interprofessional collaboration

<https://surveys.cma.ca/en/permalink/survey28>

Survey Date: 2017

Full Question: Q21. Do you participate in an interprofessional collaborative practice excluding the hospital environment and excluding referrals that do not involve ongoing collaboration on the patient's care?


Topic: Patient care  
Collaborative practice


Keywords: Clinical care  
Collaborative practice  
Group practice  
Interprofessional  
Patient care  
Partner  
Team practice


### Documents

---

CMA\_Survey\_Workforc  
e2017\_Q21\_CollabPrac-  
e.pdf

 Read PDF

 Download PDF



## Q21b. Rating of collaboration

<https://surveys.cma.ca/en/permalink/survey30>

Survey Date: 2017


Full Question: Q21b. How would you rate your interprofessional collaborative practice(s) in terms of optimal care for patients?

Topic: Patient care  
Collaborative practice


Keywords: Collaborative practice  
Group practice  
Interprofessional  
Patient care  
Team practice


### Documents

---



CMA\_Survey\_Workforce2017\_Q21b\_CollabPracRating-e.pdf

 Read PDF

 Download PDF



## Q26. Overworked/underemployed

<https://surveys.cma.ca/en/permalink/survey36>

Survey Date: 2017

Full Question: Q26. Describe your current employment situation.

Topic: Satisfaction  
Hours of work and workload  
Employment status

Keywords: Career transition  
Overworked  
Employment status  
Satisfaction (professional)  
Underemployed  
Unemployed  
Work hours  
Work-life balance  
Workload

Response Choices: Overworked in my discipline  
Employed in my discipline to my satisfaction  
Underemployed in my discipline  
Not employed in my discipline


### Documents

---

CMA\_Survey\_Workforce2017\_Q26\_Employment-e.pdf

 Read PDF

 Download PDF



## Q27. Satisfaction (professional life, balance)

<https://surveys.cma.ca/en/permalink/survey37>

Survey Date: 2017

Full Question: Q27. Rate your satisfaction with each of the following:

Topic: Satisfaction  
Hours of work and workload


Keywords: Satisfaction (professional)  
Work hours  
Work-life balance  
Workload


Response Choices: Your professional life  
The balance between your personal and professional commitments


### Documents

---

CMA\_Survey\_Workforc  
e2017\_Q27\_Satisfactio  
n-e.pdf

 Read PDF

 Download PDF



## Q06. Province(s)/territory(ies) of licensure

<https://surveys.cma.ca/en/permalink/survey73>

Survey Date: 2019

Full Question: Q06. In which Canadian jurisdiction(s) do you currently hold an active medical practice licence?


Topic: National licensure

Keywords: Province  
Territory  
License  
Licensure  
Practice  
Work  
Portability


Response Choices: British Columbia  
Alberta  
Saskatchewan  
Manitoba  
Ontario  
Quebec  
New Brunswick  
Nova Scotia  
Prince Edward Island  
Newfoundland & Labrador  
Northwest Territories  
Yukon  
Nunavut


## Documents

---



CMA\_Survey\_Workforce2019\_Q6\_Province-territories.pdf

 Read PDF

 Download PDF

## Q07. Main province/territory of practice

# <https://surveys.cma.ca/en/permalink/survey75>

Survey Date: 2019

Full Question: Q07. In what province/territory do you primarily work?


Topic: National licensure

Keywords: Province  
Territory  
Practice  
Work


Response Choices: British Columbia  
Alberta  
Saskatchewan  
Manitoba  
Ontario  
Quebec  
New Brunswick  
Nova Scotia  
Prince Edward Island  
Newfoundland & Labrador  
Northwest Territories  
Yukon  
Nunavut


## Documents

---



CMA\_Survey\_Workforc  
e2019\_Q7\_Practice\_Pr  
ovince-e.pdf

 Read PDF

 Download PDF

## Q09. Applying for licensure in another jurisdiction

<https://surveys.cma.ca/en/permalink/survey77>

Survey Date: 2019

Full Question: Q09. Have you ever applied for a licence to practise medicine with a Canadian medical regulatory authority in a province or territory other than where you were first licensed to practise in Canada?

Topic: Access to services  
National licensure

Keywords: License  
Licensure

Response Choices: Yes  
No

### Documents

---

CMA\_Survey\_Workforc  
e2019\_Q9\_Licensure-  
e.pdf

Read PDF

Download PDF

## Q10. Obstacles to applying for licensure

<https://surveys.cma.ca/en/permalink/survey79>

Survey Date: 2019


Full Question: Q10. What factors did you consider significant obstacles with respect to applying for licensure in another province or territory?

Topic: Access to services  
National licensure


- Keywords: License  
Licensure  
Barriers  
Practice obstacles
- Response Choices: Obtaining credential verification for or from the provincial/territorial regulatory authority  
Obtaining letter(s) of good standing from the provincial/territorial regulatory authority  
Obtaining reference or character letters  
Obtaining police record check  
Cost of getting licensed in the other province or territory  
Length of the process to obtain a licence in the other province or territory  
The overall complexity of the process to obtain a licence  
Other, please specify:  
There were no significant obstacles


## Documents

---



CMA\_Survey\_Workforce2019\_Q10\_Licensure\_Obstacles-e.pdf

 Read PDF

 Download PDF



CMA Physician Workforce Survey, 2019. Tabular Results by FFS/P or Other Specialist, Gender, Age, and Province/Territory

Province/Territory	Gender	Age	FFS/P or Other Specialist
Alberta	Male	25-34	100%
Alberta	Female	25-34	100%
Alberta	Male	35-44	100%
Alberta	Female	35-44	100%
Alberta	Male	45-54	100%
Alberta	Female	45-54	100%
Alberta	Male	55-64	100%
Alberta	Female	55-64	100%
Alberta	Male	65+	100%
Alberta	Female	65+	100%
British Columbia	Male	25-34	100%
British Columbia	Female	25-34	100%
British Columbia	Male	35-44	100%
British Columbia	Female	35-44	100%
British Columbia	Male	45-54	100%
British Columbia	Female	45-54	100%
British Columbia	Male	55-64	100%
British Columbia	Female	55-64	100%
British Columbia	Male	65+	100%
British Columbia	Female	65+	100%
Manitoba	Male	25-34	100%
Manitoba	Female	25-34	100%
Manitoba	Male	35-44	100%
Manitoba	Female	35-44	100%
Manitoba	Male	45-54	100%
Manitoba	Female	45-54	100%
Manitoba	Male	55-64	100%
Manitoba	Female	55-64	100%
Manitoba	Male	65+	100%
Manitoba	Female	65+	100%
Ontario	Male	25-34	100%
Ontario	Female	25-34	100%
Ontario	Male	35-44	100%
Ontario	Female	35-44	100%
Ontario	Male	45-54	100%
Ontario	Female	45-54	100%
Ontario	Male	55-64	100%
Ontario	Female	55-64	100%
Ontario	Male	65+	100%
Ontario	Female	65+	100%
Quebec	Male	25-34	100%
Quebec	Female	25-34	100%
Quebec	Male	35-44	100%
Quebec	Female	35-44	100%
Quebec	Male	45-54	100%
Quebec	Female	45-54	100%
Quebec	Male	55-64	100%
Quebec	Female	55-64	100%
Quebec	Male	65+	100%
Quebec	Female	65+	100%
Saskatchewan	Male	25-34	100%
Saskatchewan	Female	25-34	100%
Saskatchewan	Male	35-44	100%
Saskatchewan	Female	35-44	100%
Saskatchewan	Male	45-54	100%
Saskatchewan	Female	45-54	100%
Saskatchewan	Male	55-64	100%
Saskatchewan	Female	55-64	100%
Saskatchewan	Male	65+	100%
Saskatchewan	Female	65+	100%
Yukon	Male	25-34	100%
Yukon	Female	25-34	100%
Yukon	Male	35-44	100%
Yukon	Female	35-44	100%
Yukon	Male	45-54	100%
Yukon	Female	45-54	100%
Yukon	Male	55-64	100%
Yukon	Female	55-64	100%
Yukon	Male	65+	100%
Yukon	Female	65+	100%
Nunavut	Male	25-34	100%
Nunavut	Female	25-34	100%
Nunavut	Male	35-44	100%
Nunavut	Female	35-44	100%
Nunavut	Male	45-54	100%
Nunavut	Female	45-54	100%
Nunavut	Male	55-64	100%
Nunavut	Female	55-64	100%
Nunavut	Male	65+	100%
Nunavut	Female	65+	100%

## Q11. Support for national licensure

<https://surveys.cma.ca/en/permalink/survey82>

Survey Date: 2019

Full Question: Q11. How supportive would you be of the implementation of national licensure that would enable practice in all Canadian provinces/territories?

Topic: Access to services  
National licensure

Keywords: License  
Licensure

Response Choices: Not at all supportive  
Not very supportive  
No opinion  
Somewhat supportive  
Very supportive

### Documents

CMA Physician Workforce Survey, 2019. Tabular Results by FFS/P or Other Specialist, Gender, Age, and Province/Territory

CMA\_Survey\_Workforce2019\_Q11\_National\_Licensure-e.pdf

Read PDF

Download PDF

CMA Physician Workforce Survey, 2019. Tabular Results by FFS/P or Other Specialist, Gender, Age, and Province/Territory

Province/Territory	Gender	Age	FFS/P or Other Specialist
Alberta	Male	25-34	100%
Alberta	Female	25-34	100%
Alberta	Male	35-44	100%
Alberta	Female	35-44	100%
Alberta	Male	45-54	100%
Alberta	Female	45-54	100%
Alberta	Male	55-64	100%
Alberta	Female	55-64	100%
Alberta	Male	65+	100%
Alberta	Female	65+	100%
British Columbia	Male	25-34	100%
British Columbia	Female	25-34	100%
British Columbia	Male	35-44	100%
British Columbia	Female	35-44	100%
British Columbia	Male	45-54	100%
British Columbia	Female	45-54	100%
British Columbia	Male	55-64	100%
British Columbia	Female	55-64	100%
British Columbia	Male	65+	100%
British Columbia	Female	65+	100%
Manitoba	Male	25-34	100%
Manitoba	Female	25-34	100%
Manitoba	Male	35-44	100%
Manitoba	Female	35-44	100%
Manitoba	Male	45-54	100%
Manitoba	Female	45-54	100%
Manitoba	Male	55-64	100%
Manitoba	Female	55-64	100%
Manitoba	Male	65+	100%
Manitoba	Female	65+	100%
Ontario	Male	25-34	100%
Ontario	Female	25-34	100%
Ontario	Male	35-44	100%
Ontario	Female	35-44	100%
Ontario	Male	45-54	100%
Ontario	Female	45-54	100%
Ontario	Male	55-64	100%
Ontario	Female	55-64	100%
Ontario	Male	65+	100%
Ontario	Female	65+	100%
Quebec	Male	25-34	100%
Quebec	Female	25-34	100%
Quebec	Male	35-44	100%
Quebec	Female	35-44	100%
Quebec	Male	45-54	100%
Quebec	Female	45-54	100%
Quebec	Male	55-64	100%
Quebec	Female	55-64	100%
Quebec	Male	65+	100%
Quebec	Female	65+	100%
Saskatchewan	Male	25-34	100%
Saskatchewan	Female	25-34	100%
Saskatchewan	Male	35-44	100%
Saskatchewan	Female	35-44	100%
Saskatchewan	Male	45-54	100%
Saskatchewan	Female	45-54	100%
Saskatchewan	Male	55-64	100%
Saskatchewan	Female	55-64	100%
Saskatchewan	Male	65+	100%
Saskatchewan	Female	65+	100%
Yukon	Male	25-34	100%
Yukon	Female	25-34	100%
Yukon	Male	35-44	100%
Yukon	Female	35-44	100%
Yukon	Male	45-54	100%
Yukon	Female	45-54	100%
Yukon	Male	55-64	100%
Yukon	Female	55-64	100%
Yukon	Male	65+	100%
Yukon	Female	65+	100%
Nunavut	Male	25-34	100%
Nunavut	Female	25-34	100%
Nunavut	Male	35-44	100%
Nunavut	Female	35-44	100%
Nunavut	Male	45-54	100%
Nunavut	Female	45-54	100%
Nunavut	Male	55-64	100%
Nunavut	Female	55-64	100%
Nunavut	Male	65+	100%
Nunavut	Female	65+	100%

## Q12. Impact of national licensure on physician practices

<https://surveys.cma.ca/en/permalink/survey83>

Survey Date: 2019

Full Question: Q12. If a national licensure system were implemented today, how likely would you be to:  
Highly unlikely  
Somewhat unlikely  
Unsure  
Somewhat likely  
Highly likely


Topic: Access to services  
National licensure  
Patient care

Keywords: License  
Licensure  
Changes  
Portability  
Locum  
Virtual care  
Rural practice  
Access


Response Choices: Seek out locum opportunities in other provinces/ territories  
Practise in multiple provinces/territories on an ongoing basis  
Provide virtual care (e.g., telemedicine) to patients in other provinces/territories  
Practise temporarily in rural/remote areas in other provinces/territories  
Participate in further training in another province or territory


## Documents

---



CMA\_Survey\_Workforce2019\_Q12\_Impact\_National\_Licensure-e.pdf

 Read PDF

 Download PDF

CMA Physician Workforce Survey, 2019. National Results by FFSP or Other Specialist, Gender, Age, and Practice Setting

Response	Strongly disagree	Somewhat disagree	Neither agree nor disagree	Somewhat agree	Strongly agree
Access to services	10%	25%	35%	25%	5%
National licensure	10%	25%	35%	25%	5%
Patient care	10%	25%	35%	25%	5%

## Q13. Agreement that national licensure will improve access

<https://surveys.cma.ca/en/permalink/survey85>

Survey Date: 2019

Full Question: Q13. To what extent do you agree that national licensure will improve access to care for Canadians?

Topic: Access to services  
National licensure  
Patient care

Keywords: License  
Licensure  
Better  
Patients  
Access

Response Choices: Strongly disagree  
Somewhat disagree  
Neither agree nor disagree  
Somewhat agree  
Strongly agree

### Documents

---

CMA Physician Workforce Survey, 2019. National Results by FFSP or Other Specialist, Gender, Age, and Practice Setting

CMA\_Survey\_Workforce2019\_Q13\_Agreement\_National\_Licensure-e.pdf

Read PDF

Download PDF

Thumbnail of a survey results table for Q02. The table title is "CMA Physician Workforce Survey, 2019, National Results by FPPSP or Other Specialty, Gender, Age, and Province/Territory". It contains multiple columns of data representing different demographic groups and their responses to the survey question.

## Q02. Satisfaction (professional life, balance)

<https://surveys.cma.ca/en/permalink/survey89>

Survey Date: 2019

Full Question: Q02. Rate your satisfaction with each of the following:  
 Very dissatisfied  
 Dissatisfied  
 Neutral  
 Satisfied  
 Very satisfied

Topic: Satisfaction  
 Hours of work and workload

Keywords: Work-life balance  
 doctor satisfaction  
 Physician satisfaction

Response Choices: Your professional life  
 The balance between your personal and professional commitments

### Documents

---

Thumbnail of a survey results table for Q02. The table title is "CMA Physician Workforce Survey, 2019, National Results by FPPSP or Other Specialty, Gender, Age, and Province/Territory". It contains multiple columns of data representing different demographic groups and their responses to the survey question.

CMA\_Survey\_Workforc  
 e2019\_Q2\_Satisfaction  
 -e.pdf

Read PDF

Download PDF

Thumbnail of a survey results table for Q15. The table title is "CMA Physician Workforce Survey, 2019, National Results by FPPSP or Other Specialty, Gender, Age, and Province/Territory". It contains multiple columns of data representing different demographic groups and their responses to the survey question.

## Q15. Work Setting

<https://surveys.cma.ca/en/permalink/survey100>

Survey Date: 2019

Full Question: Q15. Which of the following is your primary work setting?


Topic: Hospital setting  
Work setting

Keywords: Where do physicians work?  
Location  
Work setting  
Physician setting


Response Choices: Private office/clinic (excluding free standing walk-in clinics)  
Community clinic/Community health centre  
Free-standing walk-in clinic  
Academic health sciences centre (AHSC)  
Non-AHSC teaching hospital  
Community hospital  
Other hospital  
Emergency department (in community hospital or AHSC)  
Nursing home/ Long term care facility / Seniors' residence  
University  
Research Unit  
Free-standing lab/diagnostic clinic  
Administrative office / Corporate Office  
Other


## Documents

---



CMA\_Survey\_Workforce2019\_Q15\_Work\_Setting-e.pdf

 Read PDF

 Download PDF