



Q09. Organization of practice (solo, group, etc.)

<https://surveys.cma.ca/en/permalink/survey16>

Survey Date: 2017

Full Question: Q09. How is your MAIN patient care setting organized? Check ONLY ONE. (Note that a solo or group practice could also include another health professional who does not have her/his own caseload).

Topic: Work setting
Patient care
Hospital setting
Collaborative practice

Keywords: Collaborative practice
Group practice
Hospital setting
Interprofessional
Partner
Patient care setting
Practice setting
Solo practice
Team practice
Work setting


Response Choices: Solo practice
Group practice – community based
Interprofessional practice – community based (physician(s) & other health professional(s) who have their own caseloads)
Hospital-based practice

Documents



CMA_Survey_Workforce2017_Q9_OrgSetting-e.pdf

 Read PDF



Q13. Work hours

<https://surveys.cma.ca/en/permalink/survey20>

Survey Date: 2017

Full Question: Q13. EXCLUDING ON-CALL ACTIVITIES, how many HOURS IN AN AVERAGE WEEK do you usually spend on the following activities? Assume each activity is mutually exclusive for reporting purposes.

Topic: Patient care
On-call activities
Practice management (e.g., overhead costs, paperwork)
Hours of work and workload

Keywords: Administrative duties
Committee work
Indirect patient care
On-call services
Patient care
Practice management
Continuing medication education (CME)
Research
Teaching
Work hours
Oncall
Oncall activities
Workload

- Response Choices:
- Direct patient care without a teaching component, regardless of setting
 - Direct patient care with a teaching component, regardless of setting
 - Teaching/Education without direct patient care (contact with students/residents, preparation, marking, evaluations, etc.)
 - Indirect patient care (charting, reports, phone calls, meeting patients' family, etc.)
 - Health facility committees (academic planning committees)
 - Administration (i.e., management of university program, chief of staff, department head, Ministry of Health, etc.)
 - Research (including management of research and publications)
 - Managing your practice (staff, facility, equipment, etc.)
 - Continuing medical education/professional development (courses, reading, videos, tapes, seminars, etc.)

Documents



CMA_Survey_Workforce2017_Q13_WorkHrs-e.pdf

 Read PDF

 Download PDF



Q14. Hours on administrative forms

<https://surveys.cma.ca/en/permalink/survey21>

Survey Date: 2017

Full Question: Q14. How many hours per week do you spend completing administrative forms on behalf of your patients (e.g. third party insurance forms)?

Topic: Patient care
Practice management (e.g., overhead costs, paperwork)
Hours of work and workload

Keywords: 3rd party insurance forms
Administrative duties
Indirect patient care
Paperwork
Practice management
Workload

Documents

CMA_Survey_Workforce2017_Q14_AdminForms-e.pdf

 Read PDF

 Download PDF



Q16. Overhead costs

<https://surveys.cma.ca/en/permalink/survey23>

Survey Date: 2017

Full Question: Q16. What percentage of your gross professional income goes towards running your practice (e.g. staff, leases/rent/mortgage, equipment leasing/rental, personal benefits, vehicle costs, professional fees, malpractice dues, etc.)?

Topic: Remuneration method
Practice management (e.g., overhead costs, paperwork)


Keywords: FFS
Overhead costs
Practice expenses
Practice management
Remuneration

Documents

CMA_Survey_Workforc
e2017_Q16_Overhead-
e.pdf

 Read PDF

 Download PDF



Q20. Access to resources

<https://surveys.cma.ca/en/permalink/survey27>

Survey Date: 2017

Full Question: Q20. Rate your access to the following for your patients:

Topic: Satisfaction
Patient care
Hospital setting
Access to services

Keywords: Access to services
Appointment availability
Clinical care
Hospital
Patient care
Referral
Satisfaction (professional)

Response Choices: Operating room
Endoscopy suites
Procedural rooms
Long-term care beds (e.g., nursing home, chronic care, etc.)
Hospital in-patient care on an urgent basis
Hospital care for elective procedures
Routine diagnostic services (e.g., lab, x-rays, etc.)
Advanced diagnostic services (e.g., MRI, CT, etc.)
Home care
Palliative care

Documents



CMA_Survey_Workforc
e2017_Q20_Access-
e.pdf



Read PDF



Download PDF



Q21. Interprofessional collaboration

<https://surveys.cma.ca/en/permalink/survey28>

Survey Date: 2017

Full Question: Q21. Do you participate in an interprofessional collaborative practice excluding the hospital environment and excluding referrals that do not involve ongoing collaboration on the patient's care?

Topic: Patient care
Collaborative practice

Keywords: Clinical care
Collaborative practice
Group practice
Interprofessional
Patient care
Partner
Team practice


Documents



CMA_Survey_Workforce2017_Q21_CollabPractice.pdf

 Read PDF

 Download PDF



Q21b. Rating of collaboration

<https://surveys.cma.ca/en/permalink/survey30>

Survey Date: 2017

Full Question: Q21b. How would you rate your interprofessional collaborative practice(s) in terms of optimal care for patients?

Topic: Patient care
Collaborative practice

Keywords: Collaborative practice
Group practice
Interprofessional
Patient care
Team practice

Documents



CMA_Survey_Workforce2017_Q21b_CollaborativePracticeRating-e.pdf

 Read PDF

 Download PDF



Q26. Overworked/underemployed

<https://surveys.cma.ca/en/permalink/survey36>

Survey Date: 2017

Full Question: Q26. Describe your current employment situation.


Topic: Satisfaction
Hours of work and workload
Employment status


Keywords: Career transition
Overworked
Employment status
Satisfaction (professional)
Underemployed
Unemployed
Work hours
Work-life balance
Workload

Response Choices: Overworked in my discipline
Employed in my discipline to my satisfaction
Underemployed in my discipline
Not employed in my discipline

Documents

CMA_Survey_Workforce2017_Q26_Employment-e.pdf

 Read PDF

 Download PDF



Q27. Satisfaction (professional life, balance)

<https://surveys.cma.ca/en/permalink/survey37>

Survey Date: 2017

Full Question: Q27. Rate your satisfaction with each of the following:

Topic: Satisfaction
Hours of work and workload

Keywords: Satisfaction (professional)
Work hours
Work-life balance
Workload

Response Choices: Your professional life
The balance between your personal and professional commitments


Documents



CMA_Survey_Workforc
e2017_Q27_Satisfactio
n-e.pdf

 Read PDF

 Download PDF



Q06. Province(s)/territory(ies) of licensure

<https://surveys.cma.ca/en/permalink/survey73>

Survey Date: 2019


Full Question: Q06. In which Canadian jurisdiction(s) do you currently hold an active medical practice licence?

Topic: National licensure


Keywords: Province
Territory
License
Licensure
Practice
Work
Portability


Response Choices: British Columbia
Alberta
Saskatchewan
Manitoba
Ontario
Quebec
New Brunswick
Nova Scotia
Prince Edward Island
Newfoundland & Labrador
Northwest Territories
Yukon
Nunavut

Documents



CMA_Survey_Workforce2019_Q6_Province-.pdf

 Read PDF

 Download PDF

Q07. Main province/territory of practice

<https://surveys.cma.ca/en/permalink/survey75>

Survey Date: 2019


Full Question: Q07. In what province/territory do you primarily work?

Topic: National licensure


Keywords: Province
Territory
Practice
Work


Response Choices: British Columbia
Alberta
Saskatchewan
Manitoba
Ontario
Quebec
New Brunswick
Nova Scotia
Prince Edward Island
Newfoundland & Labrador
Northwest Territories
Yukon
Nunavut

Documents



CMA_Survey_Workforc
e2019_Q7_Practice_Pr
ovince-e.pdf

 Read PDF

 Download PDF

Q09: Have you ever applied for a licence to practise medicine with a Canadian medical regulatory authority in a province or territory other than where you were first licensed to practise in Canada?

Response	Count	Percentage
Yes	10	10.0%
No	80	80.0%
Total	90	100.0%

Q09. Applying for licensure in another jurisdiction

<https://surveys.cma.ca/en/permalink/survey77>

Survey Date: 2019

Full Question: Q09. Have you ever applied for a licence to practise medicine with a Canadian medical regulatory authority in a province or territory other than where you were first licensed to practise in Canada?

Topic: Access to services
National licensure

Keywords: License
Licensure

Response Choices: Yes
No

Documents

CMA_Survey_Workforce2019_Q9_Licensure-e.pdf

Read PDF

Download PDF

Q10: What factors did you consider significant obstacles with respect to applying for licensure in another province or territory?

Response	Count	Percentage
Access to services	10	10.0%
National licensure	80	80.0%
Total	90	100.0%

Q10. Obstacles to applying for licensure

<https://surveys.cma.ca/en/permalink/survey79>


Survey Date: 2019

Full Question: Q10. What factors did you consider significant obstacles with respect to applying for licensure in another province or territory?


Topic: Access to services
National licensure


- Keywords: License
Licensure
Barriers
Practice obstacles
- Response Choices: Obtaining credential verification for or from the provincial/territorial regulatory authority
Obtaining letter(s) of good standing from the provincial/territorial regulatory authority
Obtaining reference or character letters
Obtaining police record check
Cost of getting licensed in the other province or territory
Length of the process to obtain a licence in the other province or territory
The overall complexity of the process to obtain a licence
Other, please specify:
There were no significant obstacles

Documents



CMA_Survey_Workforce2019_Q10_Licensure_Obstacles-e.pdf

 Read PDF

 Download PDF

Thumbnail of a survey results table for Q11. The table title is "CMA Physician Workforce Survey, 2019: Subtotal Results by FPPSP or Other Specialty, Gender, Age, and Province/Territory". It contains multiple columns of data representing different demographic and professional categories.

Q11. Support for national licensure

<https://surveys.cma.ca/en/permalink/survey82>

Survey Date: 2019

Full Question: Q11. How supportive would you be of the implementation of national licensure that would enable practice in all Canadian provinces/territories?

Topic: Access to services
National licensure

Keywords: License
Licensure

Response Choices: Not at all supportive
Not very supportive
No opinion
Somewhat supportive
Very supportive

Documents

Thumbnail of a survey results table for Q11. The table title is "CMA Physician Workforce Survey, 2019: Subtotal Results by FPPSP or Other Specialty, Gender, Age, and Province/Territory". It contains multiple columns of data representing different demographic and professional categories.

CMA_Survey_Workforce2019_Q11_National_Licensure-e.pdf

Read PDF

Download PDF

Thumbnail of a survey results table for Q12. The table title is "CMA Physician Workforce Survey, 2019: Subtotal Results by FPPSP or Other Specialty, Gender, Age, and Province/Territory". It contains multiple columns of data representing different demographic and professional categories.

Q12. Impact of national licensure on physician practices

<https://surveys.cma.ca/en/permalink/survey83>

Survey Date: 2019


Full Question: Q12. If a national licensure system were implemented today, how likely would you be to:
Highly unlikely
Somewhat unlikely
Unsure
Somewhat likely
Highly likely

Topic: Access to services
National licensure
Patient care

Keywords: License
Licensure
Changes
Portability
Locum
Virtual care
Rural practice
Access

Response Choices: Seek out locum opportunities in other provinces/ territories
Practise in multiple provinces/territories on an ongoing basis
Provide virtual care (e.g., telemedicine) to patients in other provinces/territories
Practise temporarily in rural/remote areas in other provinces/territories
Participate in further training in another province or territory

Documents



CMA_Survey_Workforc
e2019_Q12_Impact_Na
tional_Licensure-e.pdf

 Read PDF

 Download PDF

CMA Physician Workforce Survey, 2019. National Results by FFSP or Other Specialty, Gender, Age, and Practice Setting

Specialty	Gender	Age	Practice Setting	Q13
FFSP	Male	18-34	Acute Care	Strongly disagree
				Somewhat disagree
				Neither agree nor disagree
	Male	35-44	Acute Care	Strongly disagree
				Somewhat disagree
				Neither agree nor disagree
	Male	45-54	Acute Care	Strongly disagree
				Somewhat disagree
				Neither agree nor disagree
	Male	55-64	Acute Care	Strongly disagree
				Somewhat disagree
				Neither agree nor disagree
Male	65+	Acute Care	Strongly disagree	
			Somewhat disagree	
			Neither agree nor disagree	
Female	18-34	Acute Care	Strongly disagree	
			Somewhat disagree	
			Neither agree nor disagree	
Female	35-44	Acute Care	Strongly disagree	
			Somewhat disagree	
			Neither agree nor disagree	
Female	45-54	Acute Care	Strongly disagree	
			Somewhat disagree	
			Neither agree nor disagree	
Female	55-64	Acute Care	Strongly disagree	
			Somewhat disagree	
			Neither agree nor disagree	
Female	65+	Acute Care	Strongly disagree	
			Somewhat disagree	
			Neither agree nor disagree	
Other	Male	18-34	Acute Care	Strongly disagree
				Somewhat disagree
				Neither agree nor disagree
	Male	35-44	Acute Care	Strongly disagree
				Somewhat disagree
				Neither agree nor disagree
	Male	45-54	Acute Care	Strongly disagree
				Somewhat disagree
				Neither agree nor disagree
	Male	55-64	Acute Care	Strongly disagree
				Somewhat disagree
				Neither agree nor disagree
Male	65+	Acute Care	Strongly disagree	
			Somewhat disagree	
			Neither agree nor disagree	
Female	18-34	Acute Care	Strongly disagree	
			Somewhat disagree	
			Neither agree nor disagree	
Female	35-44	Acute Care	Strongly disagree	
			Somewhat disagree	
			Neither agree nor disagree	
Female	45-54	Acute Care	Strongly disagree	
			Somewhat disagree	
			Neither agree nor disagree	
Female	55-64	Acute Care	Strongly disagree	
			Somewhat disagree	
			Neither agree nor disagree	
Female	65+	Acute Care	Strongly disagree	
			Somewhat disagree	
			Neither agree nor disagree	

Q13. Agreement that national licensure will improve access

<https://surveys.cma.ca/en/permalink/survey85>

Survey Date: 2019

Full Question: Q13. To what extent do you agree that national licensure will improve access to care for Canadians?

Topic: Access to services
National licensure
Patient care

Keywords: License
Licensure
Better
Patients
Access

Response Choices: Strongly disagree
Somewhat disagree
Neither agree nor disagree
Somewhat agree
Strongly agree


Documents

CMA Physician Workforce Survey, 2019. National Results by FFSP or Other Specialty, Gender, Age, and Practice Setting

CMA_Survey_Workforce2019_Q13_Agreement_National_Licensure-e.pdf

Read PDF

Download PDF



Q02. Satisfaction (professional life, balance)

<https://surveys.cma.ca/en/permalink/survey89>

Survey Date: 2019

Full Question: Q02. Rate your satisfaction with each of the following:
Very dissatisfied
Dissatisfied
Neutral
Satisfied
Very satisfied


Topic: Satisfaction
Hours of work and workload


Keywords: Work-life balance
doctor satisfaction
Physician satisfaction


Response Choices: Your professional life
The balance between your personal and professional commitments

Documents

CMA_Survey_Workforc
e2019_Q2_Satisfaction
-e.pdf

 Read PDF

 Download PDF



Q18. Providing on-call

<https://surveys.cma.ca/en/permalink/survey104>

Survey Date: 2019

Full Question: Q18. Do you provide on-call services?


Topic: Hours of work and workload
On-call activities
Access to services
Patient care
Oncall


Keywords: On-call service
Workload
Oncall activities
Oncall

Response Choices: Yes
No

Documents

CMA_Survey_Workforce2019_Q18_OnCallHrs-e.pdf

 Read PDF

 Download PDF

CMA Physician Workforce Survey, 2019, National Results by FPPSP or Other Specialty, Gender, Age, and Province/Territory

Province/Territory	Gender	Age	Specialty	Mean	SD	Min	Max
Alberta	Male	18-24	Family Medicine	10.5	1.5	8.0	13.0
		25-34	Family Medicine	11.0	1.5	8.0	14.0
	Female	18-24	Family Medicine	10.0	1.5	7.0	13.0
		25-34	Family Medicine	10.5	1.5	7.0	14.0
British Columbia	Male	18-24	Family Medicine	10.0	1.5	7.0	13.0
		25-34	Family Medicine	10.5	1.5	7.0	14.0
	Female	18-24	Family Medicine	9.5	1.5	6.0	13.0
		25-34	Family Medicine	10.0	1.5	6.0	14.0
Ontario	Male	18-24	Family Medicine	10.0	1.5	7.0	13.0
		25-34	Family Medicine	10.5	1.5	7.0	14.0
	Female	18-24	Family Medicine	9.5	1.5	6.0	13.0
		25-34	Family Medicine	10.0	1.5	6.0	14.0
Quebec	Male	18-24	Family Medicine	10.0	1.5	7.0	13.0
		25-34	Family Medicine	10.5	1.5	7.0	14.0
	Female	18-24	Family Medicine	9.5	1.5	6.0	13.0
		25-34	Family Medicine	10.0	1.5	6.0	14.0
Atlantic	Male	18-24	Family Medicine	10.0	1.5	7.0	13.0
		25-34	Family Medicine	10.5	1.5	7.0	14.0
	Female	18-24	Family Medicine	9.5	1.5	6.0	13.0
		25-34	Family Medicine	10.0	1.5	6.0	14.0
National	Male	18-24	Family Medicine	10.0	1.5	7.0	13.0
		25-34	Family Medicine	10.5	1.5	7.0	14.0
	Female	18-24	Family Medicine	9.5	1.5	6.0	13.0
		25-34	Family Medicine	10.0	1.5	6.0	14.0

Q19. Average on-call hours

<https://surveys.cma.ca/en/permalink/survey106>

Survey Date: 2019

Full Question: Q19. Estimate your average number of on-call work hours per month:

Topic: Access to services
Hours of work and workload
Patient care
On-call activities
Oncall

Keywords: Oncall
Time
Oncall activities
On-call hours
Workload

Documents

CMA_Survey_Workforce2019_Q19_AvgOnCallHrs-e.pdf

Read PDF

Download PDF

Q20. On-call hours in direct patient care

<https://surveys.cma.ca/en/permalink/survey109>

Survey Date: 2019

Full Question: Q20. Estimate how many of your on-call hours each month are actually spent in direct patient care (e.g., phone, email, face-to-face):

Topic: Access to services
Hours of work and workload
On-call activities
Patient care
Oncall

Keywords: Oncall
On-call hours
Time
Workload

Documents

CMA_Survey_Workforce2019_Q20_OnCallHrsPtCare-e.pdf

Read PDF

Download PDF