



Q06. Province(s)/territory(ies) of licensure

<https://surveys.cma.ca/en/permalink/survey73>

Survey Date: 2019

Full Question: Q06. In which Canadian jurisdiction(s) do you currently hold an active medical practice licence?

Topic: National licensure

Keywords: Province
Territory
License
Licensure
Practice
Work
Portability

Response Choices: British Columbia
Alberta
Saskatchewan
Manitoba
Ontario
Quebec
New Brunswick
Nova Scotia
Prince Edward Island
Newfoundland & Labrador
Northwest Territories
Yukon
Nunavut

Documents



CMA_Survey_Workforc
e2019_Q6_Province-
e.pdf

Read PDF

Download PDF

The thumbnail shows a data table with columns for 'Province/Territory', 'Age Group', and 'Remuneration Type'. The table contains multiple rows of data, likely representing different demographic groups and their corresponding workforce statistics.

Q07. Main province/territory of practice

<https://surveys.cma.ca/en/permalink/survey75>

Survey Date: 2019

Full Question: Q07. In what province/territory do you primarily work?

Topic: National licensure

Keywords: Province
Territory
Practice
Work

Response Choices: British Columbia
Alberta
Saskatchewan
Manitoba
Ontario
Quebec
New Brunswick
Nova Scotia
Prince Edward Island
Newfoundland & Labrador
Northwest Territories
Yukon
Nunavut

Documents

The thumbnail shows a data table with columns for 'Province/Territory', 'Age Group', and 'Remuneration Type'. The table contains multiple rows of data, likely representing different demographic groups and their corresponding workforce statistics.

CMA_Survey_Workforc

e2019_Q7_Practice_Province-e.pdf

 Read PDF

 Download PDF



The table displays national results for the CMA Physician Workforce Survey in 2019, categorized by FPPSP or other specialty, gender, age, and provincial/territorial jurisdiction. It includes columns for various demographic and professional metrics.

Q09. Applying for licensure in another jurisdiction

<https://surveys.cma.ca/en/permalink/survey77>

Survey Date: 2019

Full Question: Q09. Have you ever applied for a licence to practise medicine with a Canadian medical regulatory authority in a province or territory other than where you were first licensed to practise in Canada?

Topic: Access to services
National licensure

Keywords: License
Licensure

Response Choices: Yes
No

Documents



This is a duplicate of the table thumbnail shown in the top left section of the page.

CMA_Survey_Workforce2019_Q9_Licensure-e.pdf

 Read PDF

 Download PDF

Q10. Obstacles to applying for licensure

<https://surveys.cma.ca/en/permalink/survey79>

Survey Date: 2019

Full Question: Q10. What factors did you consider significant obstacles with respect to applying for licensure in another province or territory?

Topic: Access to services
National licensure

Keywords: License
Licensure
Barriers
Practice obstacles

Response Choices: Obtaining credential verification for or from the provincial/territorial regulatory authority
Obtaining letter(s) of good standing from the provincial/territorial regulatory authority
Obtaining reference or character letters
Obtaining police record check
Cost of getting licensed in the other province or territory
Length of the process to obtain a licence in the other province or territory
The overall complexity of the process to obtain a licence
Other, please specify:
There were no significant obstacles

Documents

CMA_Survey_Workforce2019_Q10_Licensure_Obstacles-e.pdf

Read PDF

Download PDF

Thumbnail of a survey results table for Q11. The table title is 'CMA Physician Workforce Survey, 2019: National Results by FFSP or Other Specialty, Gender, Age, and Province/Territory'. It shows data for various specialties, genders, age groups, and provinces/territories.

Q11. Support for national licensure

<https://surveys.cma.ca/en/permalink/survey82>

Survey Date: 2019

Full Question: Q11. How supportive would you be of the implementation of national licensure that would enable practice in all Canadian provinces/territories?

Topic: Access to services
National licensure

Keywords: License
Licensure

Response Choices: Not at all supportive
Not very supportive
No opinion
Somewhat supportive
Very supportive

Documents

Thumbnail of a PDF document titled 'CMA_Survey_Workforce2019_Q11_National_Licensure-e.pdf'. Below the thumbnail are two buttons: 'Read PDF' and 'Download PDF'.

Q12. Impact of national licensure on physician practices

<https://surveys.cma.ca/en/permalink/survey83>

Survey Date: 2019

Full Question: Q12. If a national licensure system were implemented today, how likely would you be to:
 Highly unlikely
 Somewhat unlikely
 Unsure
 Somewhat likely
 Highly likely

Topic: Access to services
 National licensure
 Patient care

Keywords: License
 Licensure
 Changes
 Portability
 Locum
 Virtual care
 Rural practice
 Access

Response Choices: Seek out locum opportunities in other provinces/ territories
 Practise in multiple provinces/territories on an ongoing basis
 Provide virtual care (e.g., telemedicine) to patients in other provinces/territories
 Practise temporarily in rural/remote areas in other provinces/territories
 Participate in further training in another province or territory

Documents

CMA_Survey_Workforc
 e2019_Q12_Impact_Na
 tional_Licensure-e.pdf

 Read PDF

 Download PDF

Q13. Agreement that national licensure will improve access

<https://surveys.cma.ca/en/permalink/survey85>

Survey Date: 2019

Full Question: Q13. To what extent do you agree that national licensure will improve access to care for Canadians?

Topic: Access to services
National licensure
Patient care

Keywords: License
Licensure
Better
Patients
Access


Response Choices: Strongly disagree
Somewhat disagree
Neither agree nor disagree
Somewhat agree
Strongly agree

Documents

CMA_Survey_Workforce2019_Q13_Agreement_National_Licensure-e.pdf

Read PDF

Download PDF



Q02. Satisfaction (professional life, balance)

<https://surveys.cma.ca/en/permalink/survey89>

Survey Date: 2019

Full Question: Q02. Rate your satisfaction with each of the following:
Very dissatisfied
Dissatisfied
Neutral
Satisfied
Very satisfied


Topic: Satisfaction
Hours of work and workload


Keywords: Work-life balance
doctor satisfaction
Physician satisfaction

Response Choices: Your professional life
The balance between your personal and professional commitments

Documents

CMA_Survey_Workforc
e2019_Q2_Satisfaction
-e.pdf

 Read PDF

 Download PDF

Thumbnail of a data table showing survey results for Q14. The table has columns for 'Province/Territory', 'N', 'Yes', 'No', and 'Total'. The data is organized by province/territory and then by response choice.

Q14. Provision of patient/clinical care

<https://surveys.cma.ca/en/permalink/survey99>

Survey Date: 2019

Full Question: Q14. Do you provide patient/clinical care (either direct or indirect)?

Topic: Access to services

Patient care

Keywords: Patients

Clinical care

Direct clinical care

Indirect clinical care

Response Choices: Yes

No


Documents

Thumbnail of a PDF document showing the same data table as the first image.

CMA_Survey_Workforc
e2019_Q14_Provision-
e.pdf

Read PDF

Download PDF



Q18. Providing on-call

<https://surveys.cma.ca/en/permalink/survey104>

Survey Date: 2019

Full Question: Q18. Do you provide on-call services?


Topic: Hours of work and workload
On-call activities
Access to services
Patient care
Oncall


Keywords: On-call service
Workload
Oncall activities
Oncall

Response Choices: Yes
No

Documents

CMA_Survey_Workforce2019_Q18_OnCallHrs-e.pdf

 Read PDF

 Download PDF

CMA Physician Workforce Survey, 2019, National Results by FRCPC or Other Specialist, Gender, Age, and Province/Territory

Province/Territory	Gender	Age Group	Specialty	Number of Physicians	Percentage of Total
Alberta	Male	18-24	Family Medicine	10	0.01
			Internal Medicine	10	0.01
			Other	10	0.01
	Male	25-34	Family Medicine	10	0.01
			Internal Medicine	10	0.01
			Other	10	0.01
	Male	35-44	Family Medicine	10	0.01
			Internal Medicine	10	0.01
			Other	10	0.01
	Male	45-54	Family Medicine	10	0.01
			Internal Medicine	10	0.01
			Other	10	0.01
Male	55-64	Family Medicine	10	0.01	
		Internal Medicine	10	0.01	
		Other	10	0.01	
Male	65+	Family Medicine	10	0.01	
		Internal Medicine	10	0.01	
		Other	10	0.01	
Female	18-24	Family Medicine	10	0.01	
		Internal Medicine	10	0.01	
		Other	10	0.01	
Female	25-34	Family Medicine	10	0.01	
		Internal Medicine	10	0.01	
		Other	10	0.01	
Female	35-44	Family Medicine	10	0.01	
		Internal Medicine	10	0.01	
		Other	10	0.01	
Female	45-54	Family Medicine	10	0.01	
		Internal Medicine	10	0.01	
		Other	10	0.01	
Female	55-64	Family Medicine	10	0.01	
		Internal Medicine	10	0.01	
		Other	10	0.01	
Female	65+	Family Medicine	10	0.01	
		Internal Medicine	10	0.01	
		Other	10	0.01	

Q19. Average on-call hours

<https://surveys.cma.ca/en/permalink/survey106>

Survey Date: 2019

Full Question: Q19. Estimate your average number of on-call work hours per month:

Topic: Access to services
 Hours of work and workload
 Patient care
 On-call activities
 Oncall

Keywords: Oncall
 Time
 Oncall activities
 On-call hours
 Workload

Documents

CMA_Survey_Workforce2019_Q19_AvgOnCallHrs-e.pdf

Read PDF

Download PDF

Q20. On-call hours in direct patient care

<https://surveys.cma.ca/en/permalink/survey109>

Survey Date: 2019

Full Question: Q20. Estimate how many of your on-call hours each month are actually spent in direct patient care (e.g., phone, email, face-to-face):

Topic: Access to services
Hours of work and workload
On-call activities
Patient care
Oncall

Keywords: Oncall
On-call hours
Time
Workload

Documents

CMA_Survey_Workforc
e2019_Q20_OnCallHrs
PtCare-e.pdf

Read PDF

Download PDF

Q21 & Q22. Work hours

<https://surveys.cma.ca/en/permalink/survey112>

Survey Date: 2019


Full Question: Q21 & Q22. EXCLUDING ON-CALL ACTIVITIES, how many HOURS IN AN AVERAGE WEEK do you usually spend on the following activities? Assume each activity is mutually exclusive for reporting purposes (i.e., if an activity spans two categories, please report hours in only one category).

Topic: Hours of work and workload
 Access to services
 Patient care
 Practice management (e.g., overhead costs, paperwork)
 On-call activities
 Oncall


Keywords: Workload
 Time
 Oncall

Response Choices: Direct patient care without a teaching component, regardless of setting
 Direct patient care with a teaching component, regardless of setting
 Teaching/Education without direct patient care (contact with students/residents, preparation, marking, evaluations, etc.)
 Indirect patient care (charting, reports, phone calls, meeting patients' family, etc.)
 Health facility committees (academic planning committees)
 Administration (i.e., management of university program, chief of staff, department head, Ministry of Health, etc.)
 Research (including management of research and publications)
 Managing your practice (staff, facility, equipment, etc.)
 Continuing medical education/professional development (courses, reading, videos, tapes, seminars, etc.)
 Other
 TOTAL HOURS WORKED PER WEEK

Documents



CMA_Survey_Workforce2019_Q21_Q22Work_hours-e.pdf

 Read PDF



Download PDF