



## Q06. Province(s)/territory(ies) of licensure

<https://surveys.cma.ca/en/permalink/survey73>

Survey Date: 2019

Full Question: Q06. In which Canadian jurisdiction(s) do you currently hold an active medical practice licence?

Topic: National licensure

Keywords: Province  
Territory  
License  
Licensure  
Practice  
Work  
Portability

Response Choices: British Columbia  
Alberta  
Saskatchewan  
Manitoba  
Ontario  
Quebec  
New Brunswick  
Nova Scotia  
Prince Edward Island  
Newfoundland & Labrador  
Northwest Territories  
Yukon  
Nunavut

### Documents



CMA\_Survey\_Workforc  
e2019\_Q6\_Province-  
e.pdf

Read PDF

Download PDF

The thumbnail shows a data table with multiple columns and rows of data, including headers for 'Specialty', 'Gender', 'Age', and 'Province/Territory'. The data is presented in a grid format with some cells containing numerical values.

## Q07. Main province/territory of practice

<https://surveys.cma.ca/en/permalink/survey75>

Survey Date: 2019

Full Question: Q07. In what province/territory do you primarily work?

Topic: National licensure

Keywords: Province  
Territory  
Practice  
Work

Response Choices: British Columbia  
Alberta  
Saskatchewan  
Manitoba  
Ontario  
Quebec  
New Brunswick  
Nova Scotia  
Prince Edward Island  
Newfoundland & Labrador  
Northwest Territories  
Yukon  
Nunavut

## Documents

The thumbnail shows a data table with multiple columns and rows of data, including headers for 'Specialty', 'Gender', 'Age', and 'Province/Territory'. The data is presented in a grid format with some cells containing numerical values.

CMA\_Survey\_Workforc

e2019\_Q7\_Practice\_Province-e.pdf

 Read PDF

 Download PDF



The table displays national results for the CMA Physician Workforce Survey in 2019, categorized by FPPSP or other specialty, gender, age, and provincial/territorial jurisdiction. It includes columns for various demographic and professional metrics.

## Q09. Applying for licensure in another jurisdiction

<https://surveys.cma.ca/en/permalink/survey77>

Survey Date: 2019

Full Question: Q09. Have you ever applied for a licence to practise medicine with a Canadian medical regulatory authority in a province or territory other than where you were first licensed to practise in Canada?

Topic: Access to services  
National licensure

Keywords: License  
Licensure

Response Choices: Yes  
No

### Documents

---



This is a duplicate of the table thumbnail shown in the top left of the page, representing the same survey data.

CMA\_Survey\_Workforce2019\_Q9\_Licensure-e.pdf

 Read PDF

 Download PDF

## Q10. Obstacles to applying for licensure

<https://surveys.cma.ca/en/permalink/survey79>

Survey Date: 2019

Full Question: Q10. What factors did you consider significant obstacles with respect to applying for licensure in another province or territory?

Topic: Access to services  
National licensure

Keywords: License  
Licensure  
Barriers  
Practice obstacles

Response Choices: Obtaining credential verification for or from the provincial/territorial regulatory authority  
Obtaining letter(s) of good standing from the provincial/territorial regulatory authority  
Obtaining reference or character letters  
Obtaining police record check  
Cost of getting licensed in the other province or territory  
Length of the process to obtain a licence in the other province or territory  
The overall complexity of the process to obtain a licence  
Other, please specify:  
There were no significant obstacles

### Documents

---

CMA\_Survey\_Workforce2019\_Q10\_Licensure\_Obstacles-e.pdf

Read PDF

Download PDF

Thumbnail of a survey results table for Q11. The table title is 'CMA Physician Workforce Survey, 2019: National Results by FFSP or Other Specialty, Gender, Age, and Province/Territory'. It shows data for various specialties, genders, age groups, and provinces/territories.

## Q11. Support for national licensure

<https://surveys.cma.ca/en/permalink/survey82>

Survey Date: 2019

Full Question: Q11. How supportive would you be of the implementation of national licensure that would enable practice in all Canadian provinces/territories?

Topic: Access to services  
National licensure

Keywords: License  
Licensure

Response Choices: Not at all supportive  
Not very supportive  
No opinion  
Somewhat supportive  
Very supportive

### Documents

Thumbnail of a PDF document. The title is 'CMA\_Survey\_Workforce2019\_Q11\_National\_Licensure-e.pdf'. Below the thumbnail are two buttons: 'Read PDF' and 'Download PDF'.

## Q12. Impact of national licensure on physician practices

<https://surveys.cma.ca/en/permalink/survey83>

Survey Date: 2019

Full Question: Q12. If a national licensure system were implemented today, how likely would you be to:  
 Highly unlikely  
 Somewhat unlikely  
 Unsure  
 Somewhat likely  
 Highly likely

Topic: Access to services  
 National licensure  
 Patient care

Keywords: License  
 Licensure  
 Changes  
 Portability  
 Locum  
 Virtual care  
 Rural practice  
 Access

Response Choices: Seek out locum opportunities in other provinces/ territories  
 Practise in multiple provinces/territories on an ongoing basis  
 Provide virtual care (e.g., telemedicine) to patients in other provinces/territories  
 Practise temporarily in rural/remote areas in other provinces/territories  
 Participate in further training in another province or territory

## Documents

---

CMA\_Survey\_Workforc  
 e2019\_Q12\_Impact\_Na  
 tional\_Licensure-e.pdf

 Read PDF

 Download PDF

CMA Physician Workforce Survey, 2019. National Results by FFSP or Other Specialist, Gender, Age, and Practice Setting

FFSP or Other Specialist	Gender	Age	Practice Setting	Q13
FFSP	Male	45-54	Academic	100%
FFSP	Male	45-54	Community	100%
FFSP	Male	45-54	Government	100%
FFSP	Male	45-54	Private	100%
FFSP	Male	45-54	Other	100%
FFSP	Female	45-54	Academic	100%
FFSP	Female	45-54	Community	100%
FFSP	Female	45-54	Government	100%
FFSP	Female	45-54	Private	100%
FFSP	Female	45-54	Other	100%
Other Specialist	Male	45-54	Academic	100%
Other Specialist	Male	45-54	Community	100%
Other Specialist	Male	45-54	Government	100%
Other Specialist	Male	45-54	Private	100%
Other Specialist	Male	45-54	Other	100%
Other Specialist	Female	45-54	Academic	100%
Other Specialist	Female	45-54	Community	100%
Other Specialist	Female	45-54	Government	100%
Other Specialist	Female	45-54	Private	100%
Other Specialist	Female	45-54	Other	100%

## Q13. Agreement that national licensure will improve access

<https://surveys.cma.ca/en/permalink/survey85>

Survey Date: 2019

Full Question: Q13. To what extent do you agree that national licensure will improve access to care for Canadians?

Topic: Access to services  
National licensure  
Patient care

Keywords: License  
Licensure  
Better  
Patients  
Access

Response Choices: Strongly disagree  
Somewhat disagree  
Neither agree nor disagree  
Somewhat agree  
Strongly agree

### Documents

---

CMA Physician Workforce Survey, 2019. National Results by FFSP or Other Specialist, Gender, Age, and Practice Setting

CMA\_Survey\_Workforce2019\_Q13\_Agreement\_National\_Licensure-e.pdf

Read PDF

Download PDF

## Q17. Electronic tools used by patients

Thumbnail of a survey results table with columns for Province/Territory, Q17, and various response options.

# <https://surveys.cma.ca/en/permalink/survey88>

Survey Date: 2019

Full Question: Q17. Which of the following can patients in your practice do?

Topic: Patient care  
Electronic records and tools

Keywords: Electronic medical records  
EMR  
Electronic health record  
EHR  
Patient notes  
Virtual care  
Visit  
Consult  
e-scheduling  
Online records  
Online prescriptions  
email

Response Choices: Request appointments online (i.e. advance access e-scheduling)  
Request prescription renewals online  
View information from their health record online (e.g. lab test results or immunization history)  
Electronically add measurements (e.g. blood pressure readings) to their electronic record  
Electronically add text and/or other documentation to their electronic record  
Visit with you virtually (i.e. online by video)  
Consult with you via email or text message  
None of the above  
N/A (e.g. hospital practice only)

## Documents

---




CMA\_Survey\_Workforc  
e2019\_Q17\_Electronic  
Tools-e.pdf



 Read PDF

 Download PDF



## Q02. Satisfaction (professional life, balance)

<https://surveys.cma.ca/en/permalink/survey89>

Survey Date: 2019

Full Question: Q02. Rate your satisfaction with each of the following:  
Very dissatisfied  
Dissatisfied  
Neutral  
Satisfied  
Very satisfied

Topic: Satisfaction  
Hours of work and workload


Keywords: Work-life balance  
doctor satisfaction  
Physician satisfaction


Response Choices: Your professional life  
The balance between your personal and professional commitments

### Documents

---

CMA\_Survey\_Workforc  
e2019\_Q2\_Satisfaction  
-e.pdf

 Read PDF

 Download PDF

Q14 Physician Workforce Survey, 2019, National Results by FPEP or Other Specialist, Gender, Age, and Practice Territory

Response	Yes	No
Total	1,111	1,111
Gender		
Male	555	555
Female	556	556
Age		
18-24	111	111
25-34	222	222
35-44	333	333
45-54	444	444
55-64	555	555
65+	666	666
Practice Territory		
Urban	333	333
Suburban	444	444
Rural	334	334

## Q14. Provision of patient/clinical care

<https://surveys.cma.ca/en/permalink/survey99>

Survey Date: 2019

Full Question: Q14. Do you provide patient/clinical care (either direct or indirect)?

Topic: Access to services  
Patient care

Keywords: Patients  
Clinical care  
Direct clinical care  
Indirect clinical care

Response Choices: Yes  
No

### Documents

Q14 Physician Workforce Survey, 2019, National Results by FPEP or Other Specialist, Gender, Age, and Practice Territory

CMA\_Survey\_Workforc  
e2019\_Q14\_Provision-  
e.pdf

Read PDF

Download PDF

Q16 Physician Workforce Survey, 2019, National Results by FPEP or Other Specialist, Gender, Age, and Practice Territory

Response	Yes	No
Total	1,111	1,111
Gender		
Male	555	555
Female	556	556
Age		
18-24	111	111
25-34	222	222
35-44	333	333
45-54	444	444
55-64	555	555
65+	666	666
Practice Territory		
Urban	333	333
Suburban	444	444
Rural	334	334

## Q16. Electronic tools used by physicians

<https://surveys.cma.ca/en/permalink/survey103>

Survey Date: 2019


Full Question: Q16. Please indicate which of the following electronic tools you use in the care of your patients

Topic: Patient care  
Electronic records and tools


- Keywords: Electronic medical records  
EMR  
Electronic health record  
EHR  
Patient notes
- Response Choices: Reminders for patient care  
Ordering lab tests  
Ordering diagnostic tests  
Receipt of hospital visit and discharge information  
Clinical decision support tool  
Access to list of medications taken by a patient  
Warnings for drug interactions  
Interface to pharmacy/pharmacist  
Access to lab test/diagnostic results  
Referral to other physicians  
Secure transfer of patient information  
Access to provincial/territorial patient information systems  
Interface to non-doctor health professionals  
An Artificial Intelligence (AI)  
None of the above


## Documents

---



CMA\_Survey\_Workforce2019\_Q16\_Electronic\_Tools-e.pdf

 Read PDF

 Download PDF



## Q18. Providing on-call

<https://surveys.cma.ca/en/permalink/survey104>

Survey Date: 2019

Full Question: Q18. Do you provide on-call services?

Topic: Hours of work and workload  
On-call activities  
Access to services  
Patient care  
Oncall


Keywords: On-call service  
Workload  
Oncall activities  
Oncall


Response Choices: Yes  
No

## Documents

---

CMA\_Survey\_Workforce2019\_Q18\_OnCallHrs-e.pdf

 Read PDF

 Download PDF

Thumbnail of a data table from a survey report. The table title is "CMA Physician Workforce Survey, 2019: National Results by FPPSP or Other Specialty, Gender, Age, and Practice/Territory". The table contains multiple columns of data, including percentages and counts, organized by specialty and demographic factors.

## Q19. Average on-call hours

<https://surveys.cma.ca/en/permalink/survey106>

Survey Date: 2019

Full Question: Q19. Estimate your average number of on-call work hours per month:

Topic: Access to services  
Hours of work and workload  
Patient care  
On-call activities  
Oncall

Keywords: Oncall  
Time  
Oncall activities  
On-call hours  
Workload

### Documents

---

Thumbnail of a PDF document. The document title is "CMA\_Survey\_Workforce2019\_Q19\_AvgOnCallHrs-e.pdf". Below the thumbnail are two buttons: "Read PDF" and "Download PDF".

CMA\_Survey\_Workforce2019\_Q19\_AvgOnCallHrs-e.pdf

Read PDF

Download PDF

## Q20. On-call hours in direct patient care

<https://surveys.cma.ca/en/permalink/survey109>

Survey Date: 2019

Full Question: Q20. Estimate how many of your on-call hours each month are actually spent in direct patient care (e.g., phone, email, face-to-face):

Topic: Access to services  
Hours of work and workload  
On-call activities  
Patient care  
Oncall

Keywords: Oncall  
On-call hours  
Time  
Workload

### Documents

---

CMA\_Survey\_Workforc  
e2019\_Q20\_OnCallHrs  
PtCare-e.pdf

 Read PDF

 Download PDF

## Q21 & Q22. Work hours

<https://surveys.cma.ca/en/permalink/survey112>

Survey Date: 2019

Full Question: Q21 & Q22. EXCLUDING ON-CALL ACTIVITIES, how many HOURS IN AN AVERAGE WEEK do you usually spend on the following activities? Assume each activity is mutually exclusive for reporting purposes (i.e., if an activity spans two categories, please report hours in only one category).


Topic: Hours of work and workload  
 Access to services  
 Patient care  
 Practice management (e.g., overhead costs, paperwork)  
 On-call activities  
 Oncall

Keywords: Workload  
 Time  
 Oncall


Response Choices: Direct patient care without a teaching component, regardless of setting  
 Direct patient care with a teaching component, regardless of setting  
 Teaching/Education without direct patient care (contact with students/residents, preparation, marking, evaluations, etc.)  
 Indirect patient care (charting, reports, phone calls, meeting patients' family, etc.)  
 Health facility committees (academic planning committees)  
 Administration (i.e., management of university program, chief of staff, department head, Ministry of Health, etc.)  
 Research (including management of research and publications)  
 Managing your practice (staff, facility, equipment, etc.)  
 Continuing medical education/professional development (courses, reading, videos, tapes, seminars, etc.)  
 Other  
 TOTAL HOURS WORKED PER WEEK

## Documents

---



CMA\_Survey\_Workforce2019\_Q21\_Q22Work\_hours-e.pdf

 Read PDF





Download PDF