



## Q06. Province(s)/territory(ies) of licensure

<https://surveys.cma.ca/en/permalink/survey73>

Survey Date: 2019

Full Question: Q06. In which Canadian jurisdiction(s) do you currently hold an active medical practice licence?

Topic: National licensure

Keywords: Province  
Territory  
License  
Licensure  
Practice  
Work  
Portability

Response Choices: British Columbia  
Alberta  
Saskatchewan  
Manitoba  
Ontario  
Quebec  
New Brunswick  
Nova Scotia  
Prince Edward Island  
Newfoundland & Labrador  
Northwest Territories  
Yukon  
Nunavut

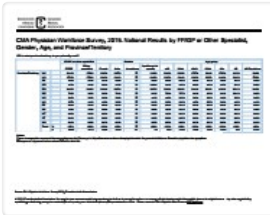
### Documents



CMA\_Survey\_Workforc  
e2019\_Q6\_Province-  
e.pdf

Read PDF

Download PDF



CMA Physician Workforce Survey, 2019: National Results by FFS/FP or Other Specialty, Gender, Age, and Province/Territory

Province/Territory	Specialty	Gender	Age	Workforce
British Columbia	Family Practice	Male	35-44	1000
British Columbia	Family Practice	Female	35-44	1000
British Columbia	Family Practice	Male	45-54	1000
British Columbia	Family Practice	Female	45-54	1000
British Columbia	Family Practice	Male	55-64	1000
British Columbia	Family Practice	Female	55-64	1000
British Columbia	Family Practice	Male	65+	1000
British Columbia	Family Practice	Female	65+	1000
British Columbia	Family Practice	Male	All	1000
British Columbia	Family Practice	Female	All	1000
British Columbia	Family Practice	All	All	1000
Alberta	Family Practice	Male	35-44	1000
Alberta	Family Practice	Female	35-44	1000
Alberta	Family Practice	Male	45-54	1000
Alberta	Family Practice	Female	45-54	1000
Alberta	Family Practice	Male	55-64	1000
Alberta	Family Practice	Female	55-64	1000
Alberta	Family Practice	Male	65+	1000
Alberta	Family Practice	Female	65+	1000
Alberta	Family Practice	Male	All	1000
Alberta	Family Practice	Female	All	1000
Alberta	Family Practice	All	All	1000
Saskatchewan	Family Practice	Male	35-44	1000
Saskatchewan	Family Practice	Female	35-44	1000
Saskatchewan	Family Practice	Male	45-54	1000
Saskatchewan	Family Practice	Female	45-54	1000
Saskatchewan	Family Practice	Male	55-64	1000
Saskatchewan	Family Practice	Female	55-64	1000
Saskatchewan	Family Practice	Male	65+	1000
Saskatchewan	Family Practice	Female	65+	1000
Saskatchewan	Family Practice	Male	All	1000
Saskatchewan	Family Practice	Female	All	1000
Saskatchewan	Family Practice	All	All	1000
Manitoba	Family Practice	Male	35-44	1000
Manitoba	Family Practice	Female	35-44	1000
Manitoba	Family Practice	Male	45-54	1000
Manitoba	Family Practice	Female	45-54	1000
Manitoba	Family Practice	Male	55-64	1000
Manitoba	Family Practice	Female	55-64	1000
Manitoba	Family Practice	Male	65+	1000
Manitoba	Family Practice	Female	65+	1000
Manitoba	Family Practice	Male	All	1000
Manitoba	Family Practice	Female	All	1000
Manitoba	Family Practice	All	All	1000
Ontario	Family Practice	Male	35-44	1000
Ontario	Family Practice	Female	35-44	1000
Ontario	Family Practice	Male	45-54	1000
Ontario	Family Practice	Female	45-54	1000
Ontario	Family Practice	Male	55-64	1000
Ontario	Family Practice	Female	55-64	1000
Ontario	Family Practice	Male	65+	1000
Ontario	Family Practice	Female	65+	1000
Ontario	Family Practice	Male	All	1000
Ontario	Family Practice	Female	All	1000
Ontario	Family Practice	All	All	1000
Quebec	Family Practice	Male	35-44	1000
Quebec	Family Practice	Female	35-44	1000
Quebec	Family Practice	Male	45-54	1000
Quebec	Family Practice	Female	45-54	1000
Quebec	Family Practice	Male	55-64	1000
Quebec	Family Practice	Female	55-64	1000
Quebec	Family Practice	Male	65+	1000
Quebec	Family Practice	Female	65+	1000
Quebec	Family Practice	Male	All	1000
Quebec	Family Practice	Female	All	1000
Quebec	Family Practice	All	All	1000
New Brunswick	Family Practice	Male	35-44	1000
New Brunswick	Family Practice	Female	35-44	1000
New Brunswick	Family Practice	Male	45-54	1000
New Brunswick	Family Practice	Female	45-54	1000
New Brunswick	Family Practice	Male	55-64	1000
New Brunswick	Family Practice	Female	55-64	1000
New Brunswick	Family Practice	Male	65+	1000
New Brunswick	Family Practice	Female	65+	1000
New Brunswick	Family Practice	Male	All	1000
New Brunswick	Family Practice	Female	All	1000
New Brunswick	Family Practice	All	All	1000
Nova Scotia	Family Practice	Male	35-44	1000
Nova Scotia	Family Practice	Female	35-44	1000
Nova Scotia	Family Practice	Male	45-54	1000
Nova Scotia	Family Practice	Female	45-54	1000
Nova Scotia	Family Practice	Male	55-64	1000
Nova Scotia	Family Practice	Female	55-64	1000
Nova Scotia	Family Practice	Male	65+	1000
Nova Scotia	Family Practice	Female	65+	1000
Nova Scotia	Family Practice	Male	All	1000
Nova Scotia	Family Practice	Female	All	1000
Nova Scotia	Family Practice	All	All	1000
Prince Edward Island	Family Practice	Male	35-44	1000
Prince Edward Island	Family Practice	Female	35-44	1000
Prince Edward Island	Family Practice	Male	45-54	1000
Prince Edward Island	Family Practice	Female	45-54	1000
Prince Edward Island	Family Practice	Male	55-64	1000
Prince Edward Island	Family Practice	Female	55-64	1000
Prince Edward Island	Family Practice	Male	65+	1000
Prince Edward Island	Family Practice	Female	65+	1000
Prince Edward Island	Family Practice	Male	All	1000
Prince Edward Island	Family Practice	Female	All	1000
Prince Edward Island	Family Practice	All	All	1000
Newfoundland & Labrador	Family Practice	Male	35-44	1000
Newfoundland & Labrador	Family Practice	Female	35-44	1000
Newfoundland & Labrador	Family Practice	Male	45-54	1000
Newfoundland & Labrador	Family Practice	Female	45-54	1000
Newfoundland & Labrador	Family Practice	Male	55-64	1000
Newfoundland & Labrador	Family Practice	Female	55-64	1000
Newfoundland & Labrador	Family Practice	Male	65+	1000
Newfoundland & Labrador	Family Practice	Female	65+	1000
Newfoundland & Labrador	Family Practice	Male	All	1000
Newfoundland & Labrador	Family Practice	Female	All	1000
Newfoundland & Labrador	Family Practice	All	All	1000
Northwest Territories	Family Practice	Male	35-44	1000
Northwest Territories	Family Practice	Female	35-44	1000
Northwest Territories	Family Practice	Male	45-54	1000
Northwest Territories	Family Practice	Female	45-54	1000
Northwest Territories	Family Practice	Male	55-64	1000
Northwest Territories	Family Practice	Female	55-64	1000
Northwest Territories	Family Practice	Male	65+	1000
Northwest Territories	Family Practice	Female	65+	1000
Northwest Territories	Family Practice	Male	All	1000
Northwest Territories	Family Practice	Female	All	1000
Northwest Territories	Family Practice	All	All	1000
Yukon	Family Practice	Male	35-44	1000
Yukon	Family Practice	Female	35-44	1000
Yukon	Family Practice	Male	45-54	1000
Yukon	Family Practice	Female	45-54	1000
Yukon	Family Practice	Male	55-64	1000
Yukon	Family Practice	Female	55-64	1000
Yukon	Family Practice	Male	65+	1000
Yukon	Family Practice	Female	65+	1000
Yukon	Family Practice	Male	All	1000
Yukon	Family Practice	Female	All	1000
Yukon	Family Practice	All	All	1000
Nunavut	Family Practice	Male	35-44	1000
Nunavut	Family Practice	Female	35-44	1000
Nunavut	Family Practice	Male	45-54	1000
Nunavut	Family Practice	Female	45-54	1000
Nunavut	Family Practice	Male	55-64	1000
Nunavut	Family Practice	Female	55-64	1000
Nunavut	Family Practice	Male	65+	1000
Nunavut	Family Practice	Female	65+	1000
Nunavut	Family Practice	Male	All	1000
Nunavut	Family Practice	Female	All	1000
Nunavut	Family Practice	All	All	1000

## Q07. Main province/territory of practice

<https://surveys.cma.ca/en/permalink/survey75>

Survey Date: 2019

Full Question: Q07. In what province/territory do you primarily work?

Topic: National licensure

Keywords: Province  
Territory  
Practice  
Work

Response Choices: British Columbia  
Alberta  
Saskatchewan  
Manitoba  
Ontario  
Quebec  
New Brunswick  
Nova Scotia  
Prince Edward Island  
Newfoundland & Labrador  
Northwest Territories  
Yukon  
Nunavut


## Documents



e2019\_Q7\_Practice\_Pr  
ovince-e.pdf

 Read PDF

 Download PDF



The table displays national results for the CMA Physician Workforce Survey in 2019, categorized by FPPSP or other specialty, gender, age, and provincial/territorial jurisdiction. It includes columns for various demographic and professional metrics.

## Q09. Applying for licensure in another jurisdiction

<https://surveys.cma.ca/en/permalink/survey77>

Survey Date: 2019

Full Question: Q09. Have you ever applied for a licence to practise medicine with a Canadian medical regulatory authority in a province or territory other than where you were first licensed to practise in Canada?

Topic: Access to services  
National licensure

Keywords: License  
Licensure

Response Choices: Yes  
No

### Documents

---



This is a duplicate of the table thumbnail shown in the top left of the page, representing the same survey data.

CMA\_Survey\_Workforc  
e2019\_Q9\_Licensure-  
e.pdf

 Read PDF

 Download PDF

## Q10. Obstacles to applying for licensure

<https://surveys.cma.ca/en/permalink/survey79>

Survey Date: 2019

Full Question: Q10. What factors did you consider significant obstacles with respect to applying for licensure in another province or territory?

Topic: Access to services  
National licensure

Keywords: License  
Licensure  
Barriers  
Practice obstacles

Response Choices: Obtaining credential verification for or from the provincial/territorial regulatory authority  
Obtaining letter(s) of good standing from the provincial/territorial regulatory authority  
Obtaining reference or character letters  
Obtaining police record check  
Cost of getting licensed in the other province or territory  
Length of the process to obtain a licence in the other province or territory  
The overall complexity of the process to obtain a licence  
Other, please specify:  
There were no significant obstacles

### Documents

---

CMA\_Survey\_Workforce2019\_Q10\_Licensure\_Obstacles-e.pdf

Read PDF

Download PDF

Thumbnail of a survey results table for Q11. The table title is "CMA Physician Workforce Survey, 2019: National Results by FFSP or Other Specialty, Gender, Age, and Province/Territory". It shows a grid of data with columns for various demographic and professional categories and rows for different response options.

## Q11. Support for national licensure

<https://surveys.cma.ca/en/permalink/survey82>

Survey Date: 2019

Full Question: Q11. How supportive would you be of the implementation of national licensure that would enable practice in all Canadian provinces/territories?

Topic: Access to services  
National licensure

Keywords: License  
Licensure

Response Choices: Not at all supportive  
Not very supportive  
No opinion  
Somewhat supportive  
Very supportive

### Documents

Thumbnail of a PDF document. The title is "CMA\_Survey\_Workforce2019\_Q11\_National\_Licensure-e.pdf". Below the thumbnail are two buttons: "Read PDF" and "Download PDF".

CMA\_Survey\_Workforce2019\_Q11\_National\_Licensure-e.pdf

Read PDF

Download PDF

## Q12. Impact of national licensure on physician practices

<https://surveys.cma.ca/en/permalink/survey83>

Survey Date: 2019

Full Question: Q12. If a national licensure system were implemented today, how likely would you be to:

- Highly unlikely
- Somewhat unlikely
- Unsure
- Somewhat likely
- Highly likely

Topic: Access to services  
National licensure  
Patient care

Keywords: License  
Licensure  
Changes  
Portability  
Locum  
Virtual care  
Rural practice  
Access

Response Choices: Seek out locum opportunities in other provinces/ territories  
Practise in multiple provinces/territories on an ongoing basis  
Provide virtual care (e.g., telemedicine) to patients in other provinces/territories  
Practise temporarily in rural/remote areas in other provinces/territories  
Participate in further training in another province or territory

## Documents

---

CMA\_Survey\_Workforc  
e2019\_Q12\_Impact\_Na  
tional\_Licensure-e.pdf

 Read PDF

 Download PDF

Province	Physicians	Physicians per 1000	Physicians per 1000 (2018)	Physicians per 1000 (2017)	Physicians per 1000 (2016)	Physicians per 1000 (2015)	Physicians per 1000 (2014)	Physicians per 1000 (2013)	Physicians per 1000 (2012)	Physicians per 1000 (2011)	Physicians per 1000 (2010)	Physicians per 1000 (2009)	Physicians per 1000 (2008)	Physicians per 1000 (2007)	Physicians per 1000 (2006)	Physicians per 1000 (2005)	Physicians per 1000 (2004)	Physicians per 1000 (2003)	Physicians per 1000 (2002)	Physicians per 1000 (2001)	Physicians per 1000 (2000)
Alberta	1.15	1.15	1.15	1.15	1.15	1.15	1.15	1.15	1.15	1.15	1.15	1.15	1.15	1.15	1.15	1.15	1.15	1.15	1.15	1.15	1.15
British Columbia	1.15	1.15	1.15	1.15	1.15	1.15	1.15	1.15	1.15	1.15	1.15	1.15	1.15	1.15	1.15	1.15	1.15	1.15	1.15	1.15	1.15
Manitoba	1.15	1.15	1.15	1.15	1.15	1.15	1.15	1.15	1.15	1.15	1.15	1.15	1.15	1.15	1.15	1.15	1.15	1.15	1.15	1.15	1.15
Ontario	1.15	1.15	1.15	1.15	1.15	1.15	1.15	1.15	1.15	1.15	1.15	1.15	1.15	1.15	1.15	1.15	1.15	1.15	1.15	1.15	1.15
Quebec	1.15	1.15	1.15	1.15	1.15	1.15	1.15	1.15	1.15	1.15	1.15	1.15	1.15	1.15	1.15	1.15	1.15	1.15	1.15	1.15	1.15
Atlantic	1.15	1.15	1.15	1.15	1.15	1.15	1.15	1.15	1.15	1.15	1.15	1.15	1.15	1.15	1.15	1.15	1.15	1.15	1.15	1.15	1.15
Total	1.15	1.15	1.15	1.15	1.15	1.15	1.15	1.15	1.15	1.15	1.15	1.15	1.15	1.15	1.15	1.15	1.15	1.15	1.15	1.15	1.15

## Q13. Agreement that national licensure will improve access

<https://surveys.cma.ca/en/permalink/survey85>

Survey Date: 2019

Full Question: Q13. To what extent do you agree that national licensure will improve access to care for Canadians?

Topic: Access to services  
National licensure  
Patient care

Keywords: License  
Licensure  
Better  
Patients  
Access

Response Choices: Strongly disagree  
Somewhat disagree  
Neither agree nor disagree  
Somewhat agree  
Strongly agree


### Documents

---

CMA\_Survey\_Workforce2019\_Q13\_Agreement\_National\_Licensure-e.pdf

Read PDF

Download PDF



## Q02. Satisfaction (professional life, balance)


<https://surveys.cma.ca/en/permalink/survey89>


Survey Date:	2019
Full Question:	Q02. Rate your satisfaction with each of the following: Very dissatisfied Dissatisfied Neutral Satisfied Very satisfied
Topic:	Satisfaction Hours of work and workload
Keywords:	Work-life balance doctor satisfaction Physician satisfaction
Response Choices:	Your professional life The balance between your personal and professional commitments

### Documents

---

CMA\_Survey\_Workforce2019\_Q2\_Satisfaction-e.pdf

 Read PDF

 Download PDF





## Q18. Providing on-call

<https://surveys.cma.ca/en/permalink/survey104>

Survey Date: 2019

Full Question: Q18. Do you provide on-call services?

Topic: Hours of work and workload  
On-call activities  
Access to services  
Patient care  
Oncall

Keywords: On-call service  
Workload  
Oncall activities  
Oncall

Response Choices: Yes  
No

### Documents

---

CMA\_Survey\_Workforce2019\_Q18\_OnCallHrs-e.pdf

 Read PDF

 Download PDF

Thumbnail of a data table from a survey report. The table title is "CMA Physician Workforce Survey, 2019: National Results by FPPSP or Other Specialty, Gender, Age, and Practice/Territory". The table contains multiple columns of data, including percentages and counts, organized by specialty and demographic factors.

## Q19. Average on-call hours

<https://surveys.cma.ca/en/permalink/survey106>

Survey Date: 2019

Full Question: Q19. Estimate your average number of on-call work hours per month:

Topic: Access to services  
Hours of work and workload  
Patient care  
On-call activities  
Oncall

Keywords: Oncall  
Time  
Oncall activities  
On-call hours  
Workload

### Documents

---

Thumbnail of a PDF document. The document title is "CMA\_Survey\_Workforce2019\_Q19\_AvgOnCallHrs-e.pdf". Below the thumbnail are two buttons: "Read PDF" and "Download PDF".

CMA\_Survey\_Workforce2019\_Q19\_AvgOnCallHrs-e.pdf

Read PDF

Download PDF

## Q20. On-call hours in direct patient care

<https://surveys.cma.ca/en/permalink/survey109>

Survey Date: 2019

Full Question: Q20. Estimate how many of your on-call hours each month are actually spent in direct patient care (e.g., phone, email, face-to-face):

Topic: Access to services  
Hours of work and workload  
On-call activities  
Patient care  
Oncall

Keywords: Oncall  
On-call hours  
Time  
Workload

### Documents

---

CMA\_Survey\_Workforc  
e2019\_Q20\_OnCallHrs  
PtCare-e.pdf

Read PDF

Download PDF

## Q21 & Q22. Work hours

<https://surveys.cma.ca/en/permalink/survey112>

Survey Date: 2019

Full Question: Q21 & Q22. EXCLUDING ON-CALL ACTIVITIES, how many HOURS IN AN AVERAGE WEEK do you usually spend on the following activities? Assume each activity is mutually exclusive for reporting purposes (i.e., if an activity spans two categories, please report hours in only one category).

Topic: Hours of work and workload  
 Access to services  
 Patient care  
 Practice management (e.g., overhead costs, paperwork)  
 On-call activities  
 Oncall

Keywords: Workload  
 Time  
 Oncall

Response Choices: Direct patient care without a teaching component, regardless of setting  
 Direct patient care with a teaching component, regardless of setting  
 Teaching/Education without direct patient care (contact with students/residents, preparation, marking, evaluations, etc.)  
 Indirect patient care (charting, reports, phone calls, meeting patients' family, etc.)  
 Health facility committees (academic planning committees)  
 Administration (i.e., management of university program, chief of staff, department head, Ministry of Health, etc.)  
 Research (including management of research and publications)  
 Managing your practice (staff, facility, equipment, etc.)  
 Continuing medical education/professional development (courses, reading, videos, tapes, seminars, etc.)  
 Other  
 TOTAL HOURS WORKED PER WEEK

## Documents

---



CMA\_Survey\_Workforce2019\_Q21\_Q22Work\_hours-e.pdf

 Read PDF

 Download PDF