



Q09. Organization of practice (solo, group, etc.)

<https://surveys.cma.ca/en/permalink/survey16>

Survey Date: 2017

Full Question: Q09. How is your MAIN patient care setting organized? Check ONLY ONE. (Note that a solo or group practice could also include another health professional who does not have her/his own caseload).

Topic: Work setting
Patient care
Hospital setting
Collaborative practice

Keywords: Collaborative practice
Group practice
Hospital setting
Interprofessional
Partner
Patient care setting
Practice setting
Solo practice
Team practice
Work setting


Response Choices: Solo practice
Group practice – community based
Interprofessional practice – community based (physician(s) & other health professional(s) who have their own caseloads)
Hospital-based practice

Documents



CMA_Survey_Workforce2017_Q9_OrgSetting-e.pdf

 Read PDF



Q13. Work hours

<https://surveys.cma.ca/en/permalink/survey20>

Survey Date: 2017

Full Question: Q13. EXCLUDING ON-CALL ACTIVITIES, how many HOURS IN AN AVERAGE WEEK do you usually spend on the following activities? Assume each activity is mutually exclusive for reporting purposes.

Topic: Patient care
On-call activities
Practice management (e.g., overhead costs, paperwork)
Hours of work and workload

Keywords: Administrative duties
Committee work
Indirect patient care
On-call services
Patient care
Practice management
Continuing medication education (CME)
Research
Teaching
Work hours
Oncall
Oncall activities
Workload

- Response Choices:
- Direct patient care without a teaching component, regardless of setting
 - Direct patient care with a teaching component, regardless of setting
 - Teaching/Education without direct patient care (contact with students/residents, preparation, marking, evaluations, etc.)
 - Indirect patient care (charting, reports, phone calls, meeting patients' family, etc.)
 - Health facility committees (academic planning committees)
 - Administration (i.e., management of university program, chief of staff, department head, Ministry of Health, etc.)
 - Research (including management of research and publications)
 - Managing your practice (staff, facility, equipment, etc.)
 - Continuing medical education/professional development (courses, reading, videos, tapes, seminars, etc.)

Documents



CMA_Survey_Workforce2017_Q13_WorkHrs-e.pdf

 Read PDF

 Download PDF



Q14. Hours on administrative forms

<https://surveys.cma.ca/en/permalink/survey21>

Survey Date: 2017

Full Question: Q14. How many hours per week do you spend completing administrative forms on behalf of your patients (e.g. third party insurance forms)?

Topic: Patient care
Practice management (e.g., overhead costs, paperwork)
Hours of work and workload

Keywords: 3rd party insurance forms
Administrative duties
Indirect patient care
Paperwork
Practice management
Workload

Documents

CMA_Survey_Workforce2017_Q14_AdminForms-e.pdf

 Read PDF

 Download PDF



Q16. Overhead costs

<https://surveys.cma.ca/en/permalink/survey23>

Survey Date: 2017

Full Question: Q16. What percentage of your gross professional income goes towards running your practice (e.g. staff, leases/rent/mortgage, equipment leasing/rental, personal benefits, vehicle costs, professional fees, malpractice dues, etc.)?

Topic: Remuneration method
Practice management (e.g., overhead costs, paperwork)


Keywords: FFS
Overhead costs
Practice expenses
Practice management
Remuneration

Documents

CMA_Survey_Workforc
e2017_Q16_Overhead-
e.pdf

 Read PDF

 Download PDF



Q20. Access to resources

<https://surveys.cma.ca/en/permalink/survey27>

Survey Date: 2017

Full Question: Q20. Rate your access to the following for your patients:

Topic: Satisfaction
Patient care
Hospital setting
Access to services

Keywords: Access to services
Appointment availability
Clinical care
Hospital
Patient care
Referral
Satisfaction (professional)

Response Choices: Operating room
Endoscopy suites
Procedural rooms
Long-term care beds (e.g., nursing home, chronic care, etc.)
Hospital in-patient care on an urgent basis
Hospital care for elective procedures
Routine diagnostic services (e.g., lab, x-rays, etc.)
Advanced diagnostic services (e.g., MRI, CT, etc.)
Home care
Palliative care

Documents



CMA_Survey_Workforc
e2017_Q20_Access-
e.pdf

 Read PDF

 Download PDF



Q21. Interprofessional collaboration

<https://surveys.cma.ca/en/permalink/survey28>


Survey Date: 2017

Full Question: Q21. Do you participate in an interprofessional collaborative practice excluding the hospital environment and excluding referrals that do not involve ongoing collaboration on the patient's care?


Topic: Patient care
Collaborative practice


Keywords: Clinical care
Collaborative practice
Group practice
Interprofessional
Patient care
Partner
Team practice


Documents



CMA_Survey_Workforce2017_Q21_CollabPractice.pdf

 Read PDF

 Download PDF



Q21b. Rating of collaboration

<https://surveys.cma.ca/en/permalink/survey30>

Survey Date: 2017

Full Question: Q21b. How would you rate your interprofessional collaborative practice(s) in terms of optimal care for patients?

Topic: Patient care
Collaborative practice

Keywords: Collaborative practice
Group practice
Interprofessional
Patient care
Team practice

Documents



CMA_Survey_Workforce2017_Q21b_CollaborativePracticeRating-e.pdf

 Read PDF

 Download PDF



Q26. Overworked/underemployed

<https://surveys.cma.ca/en/permalink/survey36>

Survey Date: 2017

Full Question: Q26. Describe your current employment situation.

Topic: Satisfaction
Hours of work and workload
Employment status

Keywords: Career transition
Overworked
Employment status
Satisfaction (professional)
Underemployed
Unemployed
Work hours
Work-life balance
Workload


Response Choices: Overworked in my discipline
Employed in my discipline to my satisfaction
Underemployed in my discipline
Not employed in my discipline

Documents



CMA_Survey_Workforce2017_Q26_Employment-e.pdf

 Read PDF

 Download PDF



Q27. Satisfaction (professional life, balance)

<https://surveys.cma.ca/en/permalink/survey37>

Survey Date: 2017

Full Question: Q27. Rate your satisfaction with each of the following:

Topic: Satisfaction
Hours of work and workload

Keywords: Satisfaction (professional)
Work hours
Work-life balance
Workload

Response Choices: Your professional life
The balance between your personal and professional commitments


Documents



CMA_Survey_Workforc
e2017_Q27_Satisfactio
n-e.pdf

 Read PDF

 Download PDF



Q02. Satisfaction (professional life, balance)

<https://surveys.cma.ca/en/permalink/survey89>

Survey Date: 2019

Full Question: Q02. Rate your satisfaction with each of the following:
Very dissatisfied
Dissatisfied
Neutral
Satisfied
Very satisfied


Topic: Satisfaction
Hours of work and workload


Keywords: Work-life balance
doctor satisfaction
Physician satisfaction


Response Choices: Your professional life
The balance between your personal and professional commitments

Documents

CMA_Survey_Workforc
e2019_Q2_Satisfaction
-e.pdf

 Read PDF

 Download PDF



Q18. Providing on-call

<https://surveys.cma.ca/en/permalink/survey104>

Survey Date: 2019


Full Question: Q18. Do you provide on-call services?

Topic: Hours of work and workload
On-call activities
Access to services
Patient care
Oncall


Keywords: On-call service
Workload
Oncall activities
Oncall


Response Choices: Yes
No

Documents



CMA_Survey_Workforce2019_Q18_OnCallHrs-e.pdf

 Read PDF

 Download PDF

CMAA Physician Workforce Survey, 2019, National Results by FTEP or Other Equivalent, Gender, Age, and Province/Territory

Province/Territory	Gender	Age	FTEP or Other Equivalent	Other
Alberta	Male	18-24	1.0	0.0
Alberta	Female	18-24	1.0	0.0
Alberta	Male	25-34	1.0	0.0
Alberta	Female	25-34	1.0	0.0
Alberta	Male	35-44	1.0	0.0
Alberta	Female	35-44	1.0	0.0
Alberta	Male	45-54	1.0	0.0
Alberta	Female	45-54	1.0	0.0
Alberta	Male	55-64	1.0	0.0
Alberta	Female	55-64	1.0	0.0
Alberta	Male	65+	1.0	0.0
Alberta	Female	65+	1.0	0.0
British Columbia	Male	18-24	1.0	0.0
British Columbia	Female	18-24	1.0	0.0
British Columbia	Male	25-34	1.0	0.0
British Columbia	Female	25-34	1.0	0.0
British Columbia	Male	35-44	1.0	0.0
British Columbia	Female	35-44	1.0	0.0
British Columbia	Male	45-54	1.0	0.0
British Columbia	Female	45-54	1.0	0.0
British Columbia	Male	55-64	1.0	0.0
British Columbia	Female	55-64	1.0	0.0
British Columbia	Male	65+	1.0	0.0
British Columbia	Female	65+	1.0	0.0
Manitoba	Male	18-24	1.0	0.0
Manitoba	Female	18-24	1.0	0.0
Manitoba	Male	25-34	1.0	0.0
Manitoba	Female	25-34	1.0	0.0
Manitoba	Male	35-44	1.0	0.0
Manitoba	Female	35-44	1.0	0.0
Manitoba	Male	45-54	1.0	0.0
Manitoba	Female	45-54	1.0	0.0
Manitoba	Male	55-64	1.0	0.0
Manitoba	Female	55-64	1.0	0.0
Manitoba	Male	65+	1.0	0.0
Manitoba	Female	65+	1.0	0.0
Ontario	Male	18-24	1.0	0.0
Ontario	Female	18-24	1.0	0.0
Ontario	Male	25-34	1.0	0.0
Ontario	Female	25-34	1.0	0.0
Ontario	Male	35-44	1.0	0.0
Ontario	Female	35-44	1.0	0.0
Ontario	Male	45-54	1.0	0.0
Ontario	Female	45-54	1.0	0.0
Ontario	Male	55-64	1.0	0.0
Ontario	Female	55-64	1.0	0.0
Ontario	Male	65+	1.0	0.0
Ontario	Female	65+	1.0	0.0
Quebec	Male	18-24	1.0	0.0
Quebec	Female	18-24	1.0	0.0
Quebec	Male	25-34	1.0	0.0
Quebec	Female	25-34	1.0	0.0
Quebec	Male	35-44	1.0	0.0
Quebec	Female	35-44	1.0	0.0
Quebec	Male	45-54	1.0	0.0
Quebec	Female	45-54	1.0	0.0
Quebec	Male	55-64	1.0	0.0
Quebec	Female	55-64	1.0	0.0
Quebec	Male	65+	1.0	0.0
Quebec	Female	65+	1.0	0.0
Atlantic	Male	18-24	1.0	0.0
Atlantic	Female	18-24	1.0	0.0
Atlantic	Male	25-34	1.0	0.0
Atlantic	Female	25-34	1.0	0.0
Atlantic	Male	35-44	1.0	0.0
Atlantic	Female	35-44	1.0	0.0
Atlantic	Male	45-54	1.0	0.0
Atlantic	Female	45-54	1.0	0.0
Atlantic	Male	55-64	1.0	0.0
Atlantic	Female	55-64	1.0	0.0
Atlantic	Male	65+	1.0	0.0
Atlantic	Female	65+	1.0	0.0
National	Male	18-24	1.0	0.0
National	Female	18-24	1.0	0.0
National	Male	25-34	1.0	0.0
National	Female	25-34	1.0	0.0
National	Male	35-44	1.0	0.0
National	Female	35-44	1.0	0.0
National	Male	45-54	1.0	0.0
National	Female	45-54	1.0	0.0
National	Male	55-64	1.0	0.0
National	Female	55-64	1.0	0.0
National	Male	65+	1.0	0.0
National	Female	65+	1.0	0.0

Q19. Average on-call hours

<https://surveys.cma.ca/en/permalink/survey106>

Survey Date: 2019

Full Question: Q19. Estimate your average number of on-call work hours per month:

Topic: Access to services
Hours of work and workload
Patient care
On-call activities
Oncall

Keywords: Oncall
Time
Oncall activities
On-call hours
Workload

Documents

CMA_Survey_Workforce2019_Q19_AvgOnCallHrs-e.pdf

Read PDF

Download PDF

Q20. On-call hours in direct patient care

<https://surveys.cma.ca/en/permalink/survey109>

Survey Date: 2019

Full Question: Q20. Estimate how many of your on-call hours each month are actually spent in direct patient care (e.g., phone, email, face-to-face):

Topic: Access to services
Hours of work and workload
On-call activities
Patient care
Oncall

Keywords: Oncall
On-call hours
Time
Workload

Documents

CMA_Survey_Workforc
e2019_Q20_OnCallHrs
PtCare-e.pdf

Read PDF

Download PDF

Q21 & Q22. Work hours

<https://surveys.cma.ca/en/permalink/survey112>

Survey Date: 2019


Full Question: Q21 & Q22. EXCLUDING ON-CALL ACTIVITIES, how many HOURS IN AN AVERAGE WEEK do you usually spend on the following activities? Assume each activity is mutually exclusive for reporting purposes (i.e., if an activity spans two categories, please report hours in only one category).

Topic: Hours of work and workload
 Access to services
 Patient care
 Practice management (e.g., overhead costs, paperwork)
 On-call activities
 Oncall


Keywords: Workload
 Time
 Oncall

Response Choices: Direct patient care without a teaching component, regardless of setting
 Direct patient care with a teaching component, regardless of setting
 Teaching/Education without direct patient care (contact with students/residents, preparation, marking, evaluations, etc.)
 Indirect patient care (charting, reports, phone calls, meeting patients' family, etc.)
 Health facility committees (academic planning committees)
 Administration (i.e., management of university program, chief of staff, department head, Ministry of Health, etc.)
 Research (including management of research and publications)
 Managing your practice (staff, facility, equipment, etc.)
 Continuing medical education/professional development (courses, reading, videos, tapes, seminars, etc.)
 Other
 TOTAL HOURS WORKED PER WEEK

Documents



CMA_Survey_Workforce2019_Q21_Q22Work_hours-e.pdf

 Read PDF



Download PDF