



Q08. Provision of patient/clinical care

<https://surveys.cma.ca/en/permalink/survey15>

Survey Date: 2017
Full Question: Q08. Do you provide patient/clinical care (either direct or indirect)?
Topic: Patient care
Access to services
Keywords: Access to services
Clinical care
Indirect patient care
Patient care
Practice setting

Documents



CMA_Survey_Workforc
e2017_Q8_PatientCare
-e.pdf

 Read PDF

 Download PDF



Q09. Organization of practice (solo, group, etc.)

<https://surveys.cma.ca/en/permalink/survey16>

Survey Date: 2017
Full Question: Q09. How is your MAIN patient care setting organized? Check ONLY ONE. (Note that a solo or group practice could also include another health professional who does not have her/his own caseload).

Topic: Work setting
Patient care
Hospital setting
Collaborative practice

Keywords: Collaborative practice
Group practice
Hospital setting
Interprofessional
Partner
Patient care setting
Practice setting
Solo practice
Team practice
Work setting

Response Choices: Solo practice
Group practice – community based
Interprofessional practice – community based (physician(s) & other health professional(s) who have their own caseloads)
Hospital-based practice

Documents




CMA_Survey_Workforce2017_Q9_OrgSetting-e.pdf

 Read PDF

 Download PDF

Q13. Work hours

<https://surveys.cma.ca/en/permalink/survey20>



Survey Date: 2017


Full Question: Q13. EXCLUDING ON-CALL ACTIVITIES, how many HOURS IN AN AVERAGE WEEK do you usually spend on the following activities? Assume each activity is mutually exclusive for reporting purposes.

Topic: Patient care
On-call activities
Practice management (e.g., overhead costs, paperwork)
Hours of work and workload

Keywords: Administrative duties
Committee work
Indirect patient care
On-call services
Patient care
Practice management
Continuing medication education (CME)
Research
Teaching
Work hours
Oncall
Oncall activities
Workload

Response Choices: Direct patient care without a teaching component, regardless of setting
Direct patient care with a teaching component, regardless of setting
Teaching/Education without direct patient care (contact with students/residents, preparation, marking, evaluations, etc.)
Indirect patient care (charting, reports, phone calls, meeting patients' family, etc.)
Health facility committees (academic planning committees)
Administration (i.e., management of university program, chief of staff, department head, Ministry of Health, etc.)
Research (including management of research and publications)
Managing your practice (staff, facility, equipment, etc.)
Continuing medical education/professional development (courses, reading, videos, tapes, seminars, etc.)

Documents



CMA_Survey_Workforc
e2017_Q13_WorkHrs-
e.pdf



Read PDF



Download PDF



Q14. Hours on administrative forms

<https://surveys.cma.ca/en/permalink/survey21>

Survey Date: 2017

Full Question: Q14. How many hours per week do you spend completing administrative forms on behalf of your patients (e.g. third party insurance forms)?

Topic: Patient care
Practice management (e.g., overhead costs, paperwork)
Hours of work and workload

Keywords: 3rd party insurance forms
Administrative duties
Indirect patient care
Paperwork
Practice management
Workload

Documents

CMA_Survey_Workforce2017_Q14_AdminForms-e.pdf

 Read PDF

 Download PDF



Q16. Overhead costs

<https://surveys.cma.ca/en/permalink/survey23>

Survey Date: 2017


Full Question: Q16. What percentage of your gross professional income goes towards running your practice (e.g. staff, leases/rent/mortgage, equipment leasing/rental, personal benefits, vehicle costs, professional fees, malpractice dues, etc.)?


Topic: Remuneration method
Practice management (e.g., overhead costs, paperwork)


Keywords: FFS
Overhead costs
Practice expenses
Practice management
Remuneration

Documents

CMA_Survey_Workforc
e2017_Q16_Overhead-
e.pdf

 Read PDF

 Download PDF



Q17. Accepting new patients

<https://surveys.cma.ca/en/permalink/survey24>

Survey Date: 2017


Full Question: Q17. To what extent is your practice accepting new patients into your MAIN patient care setting? Please check only ONE.

Topic: Patient care
Hours of work and workload
Access to services


Keywords: Access to services
Appointment availability
Overworked
Patient care
Patient load
Wait time
Work hours
Workload
Wait times
Waiting times


Response Choices: No restrictions; practice is open to all new patients
Partially closed
Completely closed
Does not apply to my practice setting

Documents



CMA_Survey_Workforce2017_Q17_PracticeStatus-e.pdf

 Read PDF

 Download PDF



Q18. Number of patients seen

<https://surveys.cma.ca/en/permalink/survey25>

Survey Date: 2017

Full Question: Q18. Please estimate the number of patients you see in a TYPICAL WEEK, EXCLUDING patient visits while you are on-call (on-call is defined as time outside of regularly scheduled activity during which you are available to patients):

Topic: Patient care
Hours of work and workload
Access to services
On-call activities

Keywords: Access to services
Appointment availability
Overworked
Patient care
Patient load
Wait time
Work hours
Workload
Wait times
Waiting times

Documents

CMA_Survey_Workforce2017_Q18_NumPatients-e.pdf

 Read PDF

 Download PDF



Q19a. Patient access for URGENT cases

<https://surveys.cma.ca/en/permalink/survey26>

Survey Date: 2017

Full Question: Q19a. Typically, if a patient visits your office or is referred to you, how long would that patient wait until the first available appointment WITH YOU OR YOUR PRACTICE?

Topic: Patient care
Hours of work and workload
Access to services

Keywords: Access to services
Appointment availability
Overworked
Patient care
Patient load
Referral
Wait time
Work hours
Workload
Wait times
Waiting times

Response Choices: same day
number of days

Documents



CMA_Survey_Workforc
e2017_Q19a_WaitTime
UrgCare-e.pdf

 Read PDF

 Download PDF



Q20. Access to resources

<https://surveys.cma.ca/en/permalink/survey27>

Survey Date: 2017

Full Question: Q20. Rate your access to the following for your patients:

Topic: Satisfaction
Patient care
Hospital setting
Access to services

Keywords: Access to services
Appointment availability
Clinical care
Hospital
Patient care
Referral
Satisfaction (professional)

Response Choices: Operating room
Endoscopy suites
Procedural rooms
Long-term care beds (e.g., nursing home, chronic care, etc.)
Hospital in-patient care on an urgent basis
Hospital care for elective procedures
Routine diagnostic services (e.g., lab, x-rays, etc.)
Advanced diagnostic services (e.g., MRI, CT, etc.)
Home care
Palliative care

Documents



CMA_Survey_Workforc
e2017_Q20_Access-
e.pdf

 Read PDF

 Download PDF



Q21. Interprofessional collaboration

<https://surveys.cma.ca/en/permalink/survey28>

Survey Date: 2017

Full Question: Q21. Do you participate in an interprofessional collaborative practice excluding the hospital environment and excluding referrals that do not involve ongoing collaboration on the patient's care?

Topic: Patient care

Collaborative practice

Keywords:

Clinical care

Collaborative practice

Group practice

Interprofessional

Patient care

Partner

Team practice


Documents



CMA_Survey_Workforc
e2017_Q21_CollabPrac-
e.pdf

 Read PDF

 Download PDF



Q21b. Rating of collaboration

<https://surveys.cma.ca/en/permalink/survey30>

Survey Date: 2017

Full Question: Q21b. How would you rate your interprofessional collaborative practice(s) in terms of optimal care for patients?

Topic: Patient care
Collaborative practice

Keywords: Collaborative practice
Group practice
Interprofessional
Patient care
Team practice

Documents



CMA_Survey_Workforce2017_Q21b_CollabPracRating-e.pdf

 Read PDF

 Download PDF



Q26. Overworked/underemployed

<https://surveys.cma.ca/en/permalink/survey36>

Survey Date: 2017

Full Question: Q26. Describe your current employment situation.

Topic: Satisfaction
Hours of work and workload
Employment status

Keywords: Career transition
Overworked
Employment status
Satisfaction (professional)
Underemployed
Unemployed
Work hours
Work-life balance
Workload

Response Choices: Overworked in my discipline
Employed in my discipline to my satisfaction
Underemployed in my discipline
Not employed in my discipline

Documents

CMA_Survey_Workforce2017_Q26_Employment-e.pdf

 Read PDF

 Download PDF



Q27. Satisfaction (professional life, balance)

<https://surveys.cma.ca/en/permalink/survey37>

Survey Date: 2017

Full Question: Q27. Rate your satisfaction with each of the following:

Topic: Satisfaction
Hours of work and workload


Keywords: Satisfaction (professional)
Work hours
Work-life balance
Workload


Response Choices: Your professional life
The balance between your personal and professional commitments


Documents

A small thumbnail image of a PDF document showing a table of data.

CMA_Survey_Workforc
e2017_Q27_Satisfactio
n-e.pdf

 Read PDF

 Download PDF



Q19b. Patient access for NON-URGENT cases

<https://surveys.cma.ca/en/permalink/survey71>

Survey Date: 2017


Full Question: Q19b. Typically, if a patient visits your office or is referred to you, how long would that patient wait until the first available appointment WITH YOU OR YOUR PRACTICE?

Topic: Patient care
Hours of work and workload
Access to services


Keywords: Access to services
Appointment availability
Overworked
Patient care
Patient load
Referral
Wait time
Work hours
Workload
Wait times
Waiting times


Response Choices: same week
number of weeks

Documents



CMA_Survey_Workforc
e2017_Q19b_WaitTime
NonUrgCare-e.pdf

 Read PDF

 Download PDF

Q09: Have you ever applied for a licence to practise medicine with a Canadian medical regulatory authority in a province or territory other than where you were first licensed to practise in Canada?

Response	Count	Percentage
Yes	10	10.0%
No	80	80.0%
Total	90	100.0%

Q09. Applying for licensure in another jurisdiction

<https://surveys.cma.ca/en/permalink/survey77>

Survey Date: 2019

Full Question: Q09. Have you ever applied for a licence to practise medicine with a Canadian medical regulatory authority in a province or territory other than where you were first licensed to practise in Canada?

Topic: Access to services
National licensure

Keywords: License
Licensure

Response Choices: Yes
No

Documents

CMA_Survey_Workforce2019_Q9_Licensure-e.pdf

Read PDF

Download PDF

Q10: What factors did you consider significant obstacles with respect to applying for licensure in another province or territory?

Response	Count	Percentage
Access to services	10	10.0%
National licensure	80	80.0%
Total	90	100.0%

Q10. Obstacles to applying for licensure

<https://surveys.cma.ca/en/permalink/survey79>


Survey Date: 2019

Full Question: Q10. What factors did you consider significant obstacles with respect to applying for licensure in another province or territory?


Topic: Access to services
National licensure


- Keywords: License
Licensure
Barriers
Practice obstacles
- Response Choices: Obtaining credential verification for or from the provincial/territorial regulatory authority
Obtaining letter(s) of good standing from the provincial/territorial regulatory authority
Obtaining reference or character letters
Obtaining police record check
Cost of getting licensed in the other province or territory
Length of the process to obtain a licence in the other province or territory
The overall complexity of the process to obtain a licence
Other, please specify:
There were no significant obstacles

Documents



CMA_Survey_Workforce2019_Q10_Licensure_Obstacles-e.pdf

 Read PDF

 Download PDF

CMA Physician Workforce Survey, 2019. Tabular Results by FFS/P or Other Specialist, Gender, Age, and Province/Territory

Province/Territory	Gender	Age	FFS/P or Other Specialist
Alberta	Male	18-24	100%
Alberta	Female	18-24	100%
Alberta	Male	25-34	100%
Alberta	Female	25-34	100%
Alberta	Male	35-44	100%
Alberta	Female	35-44	100%
Alberta	Male	45-54	100%
Alberta	Female	45-54	100%
Alberta	Male	55-64	100%
Alberta	Female	55-64	100%
Alberta	Male	65+	100%
Alberta	Female	65+	100%
British Columbia	Male	18-24	100%
British Columbia	Female	18-24	100%
British Columbia	Male	25-34	100%
British Columbia	Female	25-34	100%
British Columbia	Male	35-44	100%
British Columbia	Female	35-44	100%
British Columbia	Male	45-54	100%
British Columbia	Female	45-54	100%
British Columbia	Male	55-64	100%
British Columbia	Female	55-64	100%
British Columbia	Male	65+	100%
British Columbia	Female	65+	100%
Manitoba	Male	18-24	100%
Manitoba	Female	18-24	100%
Manitoba	Male	25-34	100%
Manitoba	Female	25-34	100%
Manitoba	Male	35-44	100%
Manitoba	Female	35-44	100%
Manitoba	Male	45-54	100%
Manitoba	Female	45-54	100%
Manitoba	Male	55-64	100%
Manitoba	Female	55-64	100%
Manitoba	Male	65+	100%
Manitoba	Female	65+	100%
Ontario	Male	18-24	100%
Ontario	Female	18-24	100%
Ontario	Male	25-34	100%
Ontario	Female	25-34	100%
Ontario	Male	35-44	100%
Ontario	Female	35-44	100%
Ontario	Male	45-54	100%
Ontario	Female	45-54	100%
Ontario	Male	55-64	100%
Ontario	Female	55-64	100%
Ontario	Male	65+	100%
Ontario	Female	65+	100%
Quebec	Male	18-24	100%
Quebec	Female	18-24	100%
Quebec	Male	25-34	100%
Quebec	Female	25-34	100%
Quebec	Male	35-44	100%
Quebec	Female	35-44	100%
Quebec	Male	45-54	100%
Quebec	Female	45-54	100%
Quebec	Male	55-64	100%
Quebec	Female	55-64	100%
Quebec	Male	65+	100%
Quebec	Female	65+	100%
Saskatchewan	Male	18-24	100%
Saskatchewan	Female	18-24	100%
Saskatchewan	Male	25-34	100%
Saskatchewan	Female	25-34	100%
Saskatchewan	Male	35-44	100%
Saskatchewan	Female	35-44	100%
Saskatchewan	Male	45-54	100%
Saskatchewan	Female	45-54	100%
Saskatchewan	Male	55-64	100%
Saskatchewan	Female	55-64	100%
Saskatchewan	Male	65+	100%
Saskatchewan	Female	65+	100%
Yukon	Male	18-24	100%
Yukon	Female	18-24	100%
Yukon	Male	25-34	100%
Yukon	Female	25-34	100%
Yukon	Male	35-44	100%
Yukon	Female	35-44	100%
Yukon	Male	45-54	100%
Yukon	Female	45-54	100%
Yukon	Male	55-64	100%
Yukon	Female	55-64	100%
Yukon	Male	65+	100%
Yukon	Female	65+	100%
Nunavut	Male	18-24	100%
Nunavut	Female	18-24	100%
Nunavut	Male	25-34	100%
Nunavut	Female	25-34	100%
Nunavut	Male	35-44	100%
Nunavut	Female	35-44	100%
Nunavut	Male	45-54	100%
Nunavut	Female	45-54	100%
Nunavut	Male	55-64	100%
Nunavut	Female	55-64	100%
Nunavut	Male	65+	100%
Nunavut	Female	65+	100%

Q11. Support for national licensure

<https://surveys.cma.ca/en/permalink/survey82>

Survey Date: 2019

Full Question: Q11. How supportive would you be of the implementation of national licensure that would enable practice in all Canadian provinces/territories?

Topic: Access to services
National licensure

Keywords: License
Licensure

Response Choices: Not at all supportive
Not very supportive
No opinion
Somewhat supportive
Very supportive

Documents

CMA Physician Workforce Survey, 2019. Tabular Results by FFS/P or Other Specialist, Gender, Age, and Province/Territory

CMA_Survey_Workforce2019_Q11_National_Licensure-e.pdf

Read PDF

Download PDF

CMA Physician Workforce Survey, 2019. Tabular Results by FFS/P or Other Specialist, Gender, Age, and Province/Territory

Province/Territory	Gender	Age	FFS/P or Other Specialist
Alberta	Male	18-24	100%
Alberta	Female	18-24	100%
Alberta	Male	25-34	100%
Alberta	Female	25-34	100%
Alberta	Male	35-44	100%
Alberta	Female	35-44	100%
Alberta	Male	45-54	100%
Alberta	Female	45-54	100%
Alberta	Male	55-64	100%
Alberta	Female	55-64	100%
Alberta	Male	65+	100%
Alberta	Female	65+	100%
British Columbia	Male	18-24	100%
British Columbia	Female	18-24	100%
British Columbia	Male	25-34	100%
British Columbia	Female	25-34	100%
British Columbia	Male	35-44	100%
British Columbia	Female	35-44	100%
British Columbia	Male	45-54	100%
British Columbia	Female	45-54	100%
British Columbia	Male	55-64	100%
British Columbia	Female	55-64	100%
British Columbia	Male	65+	100%
British Columbia	Female	65+	100%
Manitoba	Male	18-24	100%
Manitoba	Female	18-24	100%
Manitoba	Male	25-34	100%
Manitoba	Female	25-34	100%
Manitoba	Male	35-44	100%
Manitoba	Female	35-44	100%
Manitoba	Male	45-54	100%
Manitoba	Female	45-54	100%
Manitoba	Male	55-64	100%
Manitoba	Female	55-64	100%
Manitoba	Male	65+	100%
Manitoba	Female	65+	100%
Ontario	Male	18-24	100%
Ontario	Female	18-24	100%
Ontario	Male	25-34	100%
Ontario	Female	25-34	100%
Ontario	Male	35-44	100%
Ontario	Female	35-44	100%
Ontario	Male	45-54	100%
Ontario	Female	45-54	100%
Ontario	Male	55-64	100%
Ontario	Female	55-64	100%
Ontario	Male	65+	100%
Ontario	Female	65+	100%
Quebec	Male	18-24	100%
Quebec	Female	18-24	100%
Quebec	Male	25-34	100%
Quebec	Female	25-34	100%
Quebec	Male	35-44	100%
Quebec	Female	35-44	100%
Quebec	Male	45-54	100%
Quebec	Female	45-54	100%
Quebec	Male	55-64	100%
Quebec	Female	55-64	100%
Quebec	Male	65+	100%
Quebec	Female	65+	100%
Saskatchewan	Male	18-24	100%
Saskatchewan	Female	18-24	100%
Saskatchewan	Male	25-34	100%
Saskatchewan	Female	25-34	100%
Saskatchewan	Male	35-44	100%
Saskatchewan	Female	35-44	100%
Saskatchewan	Male	45-54	100%
Saskatchewan	Female	45-54	100%
Saskatchewan	Male	55-64	100%
Saskatchewan	Female	55-64	100%
Saskatchewan	Male	65+	100%
Saskatchewan	Female	65+	100%
Yukon	Male	18-24	100%
Yukon	Female	18-24	100%
Yukon	Male	25-34	100%
Yukon	Female	25-34	100%
Yukon	Male	35-44	100%
Yukon	Female	35-44	100%
Yukon	Male	45-54	100%
Yukon	Female	45-54	100%
Yukon	Male	55-64	100%
Yukon	Female	55-64	100%
Yukon	Male	65+	100%
Yukon	Female	65+	100%
Nunavut	Male	18-24	100%
Nunavut	Female	18-24	100%
Nunavut	Male	25-34	100%
Nunavut	Female	25-34	100%
Nunavut	Male	35-44	100%
Nunavut	Female	35-44	100%
Nunavut	Male	45-54	100%
Nunavut	Female	45-54	100%
Nunavut	Male	55-64	100%
Nunavut	Female	55-64	100%
Nunavut	Male	65+	100%
Nunavut	Female	65+	100%

Q12. Impact of national licensure on physician practices

<https://surveys.cma.ca/en/permalink/survey83>

Survey Date: 2019


Full Question: Q12. If a national licensure system were implemented today, how likely would you be to:
Highly unlikely
Somewhat unlikely
Unsure
Somewhat likely
Highly likely

Topic: Access to services
National licensure
Patient care

Keywords: License
Licensure
Changes
Portability
Locum
Virtual care
Rural practice
Access

Response Choices: Seek out locum opportunities in other provinces/ territories
Practise in multiple provinces/territories on an ongoing basis
Provide virtual care (e.g., telemedicine) to patients in other provinces/territories
Practise temporarily in rural/remote areas in other provinces/territories
Participate in further training in another province or territory

Documents




CMA_Survey_Workforc
e2019_Q12_Impact_Na
tional_Licensure-e.pdf



Read PDF



Download PDF




Q02. Satisfaction (professional life, balance)


<https://surveys.cma.ca/en/permalink/survey89>

Survey Date:	2019
Full Question:	Q02. Rate your satisfaction with each of the following: Very dissatisfied Dissatisfied Neutral Satisfied Very satisfied
Topic:	Satisfaction Hours of work and workload
Keywords:	Work-life balance doctor satisfaction Physician satisfaction
Response Choices:	Your professional life The balance between your personal and professional commitments

Documents

CMA_Survey_Workforce2019_Q2_Satisfaction-e.pdf

 Read PDF

 Download PDF