

## Q09. Applying for licensure in another jurisdiction

<https://surveys.cma.ca/en/permalink/survey77>

Survey Date: 2019


Full Question: Q09. Have you ever applied for a licence to practise medicine with a Canadian medical regulatory authority in a province or territory other than where you were first licensed to practise in Canada?

Topic: Access to services  
National licensure


Keywords: License  
Licensure


Response Choices: Yes  
No


### Documents



CMA\_Survey\_Workforce2019\_Q9\_Licensure-e.pdf

 Read PDF

 Download PDF



## Q10. Obstacles to applying for licensure

<https://surveys.cma.ca/en/permalink/survey79>

Survey Date: 2019

Full Question: Q10. What factors did you consider significant obstacles with respect to applying for licensure in another province or territory?


Topic: Access to services  
National licensure

Keywords: License  
Licensure  
Barriers  
Practice obstacles


Response Choices: Obtaining credential verification for or from the provincial/territorial regulatory authority  
Obtaining letter(s) of good standing from the provincial/territorial regulatory authority  
Obtaining reference or character letters  
Obtaining police record check  
Cost of getting licensed in the other province or territory  
Length of the process to obtain a licence in the other province or territory  
The overall complexity of the process to obtain a licence  
Other, please specify:  
There were no significant obstacles


## Documents

---



CMA\_Survey\_Workforce2019\_Q10\_Licensure\_Obstacles-e.pdf

 Read PDF

 Download PDF

Thumbnail of a survey results table for Q11. The table title is "CMA Physician Workforce Survey, 2019: Subtotal Results by FPPSP or Other Specialty, Gender, Age, and Province/Territory". It contains multiple columns of data representing different demographic and professional categories.

## Q11. Support for national licensure

<https://surveys.cma.ca/en/permalink/survey82>

Survey Date: 2019

Full Question: Q11. How supportive would you be of the implementation of national licensure that would enable practice in all Canadian provinces/territories?

Topic: Access to services  
National licensure

Keywords: License  
Licensure

Response Choices: Not at all supportive  
Not very supportive  
No opinion  
Somewhat supportive  
Very supportive

### Documents

---

Thumbnail of a survey results table for Q11. The table title is "CMA Physician Workforce Survey, 2019: Subtotal Results by FPPSP or Other Specialty, Gender, Age, and Province/Territory". It contains multiple columns of data representing different demographic and professional categories.

CMA\_Survey\_Workforce2019\_Q11\_National\_Licensure-e.pdf

Read PDF

Download PDF

Thumbnail of a survey results table for Q12. The table title is "CMA Physician Workforce Survey, 2019: Subtotal Results by FPPSP or Other Specialty, Gender, Age, and Province/Territory". It contains multiple columns of data representing different demographic and professional categories.

## Q12. Impact of national licensure on physician practices

<https://surveys.cma.ca/en/permalink/survey83>

Survey Date: 2019

Full Question: Q12. If a national licensure system were implemented today, how likely would you be to:  
Highly unlikely  
Somewhat unlikely  
Unsure  
Somewhat likely  
Highly likely


Topic: Access to services  
National licensure  
Patient care

Keywords: License  
Licensure  
Changes  
Portability  
Locum  
Virtual care  
Rural practice  
Access


Response Choices: Seek out locum opportunities in other provinces/ territories  
Practise in multiple provinces/territories on an ongoing basis  
Provide virtual care (e.g., telemedicine) to patients in other provinces/territories  
Practise temporarily in rural/remote areas in other provinces/territories  
Participate in further training in another province or territory


## Documents

---



CMA\_Survey\_Workforce2019\_Q12\_Impact\_National\_Licensure-e.pdf

 Read PDF

 Download PDF

CMA Physician Workforce Survey, 2019. National Results by FFSP or Other Specialty, Gender, Age, and Practice Setting

Specialty	Gender	Age	Practice Setting	Q13
FFSP	Male	45-54	Academic	100%
FFSP	Female	45-54	Academic	100%
FFSP	Male	45-54	Community	100%
FFSP	Female	45-54	Community	100%
FFSP	Male	45-54	Other	100%
FFSP	Female	45-54	Other	100%
Other	Male	45-54	Academic	100%
Other	Female	45-54	Academic	100%
Other	Male	45-54	Community	100%
Other	Female	45-54	Community	100%
Other	Male	45-54	Other	100%
Other	Female	45-54	Other	100%

## Q13. Agreement that national licensure will improve access

<https://surveys.cma.ca/en/permalink/survey85>

Survey Date: 2019

Full Question: Q13. To what extent do you agree that national licensure will improve access to care for Canadians?

Topic: Access to services  
National licensure  
Patient care

Keywords: License  
Licensure  
Better  
Patients  
Access

Response Choices: Strongly disagree  
Somewhat disagree  
Neither agree nor disagree  
Somewhat agree  
Strongly agree

### Documents

---

CMA Physician Workforce Survey, 2019. National Results by FFSP or Other Specialty, Gender, Age, and Practice Setting

CMA\_Survey\_Workforce2019\_Q13\_Agreement\_National\_Licensure-e.pdf

Read PDF

Download PDF



## Q02. Satisfaction (professional life, balance)

<https://surveys.cma.ca/en/permalink/survey89>

Survey Date: 2019

Full Question: Q02. Rate your satisfaction with each of the following:  
Very dissatisfied  
Dissatisfied  
Neutral  
Satisfied  
Very satisfied

Topic: Satisfaction  
Hours of work and workload


Keywords: Work-life balance  
doctor satisfaction  
Physician satisfaction


Response Choices: Your professional life  
The balance between your personal and professional commitments

### Documents

---

CMA\_Survey\_Workforce2019\_Q2\_Satisfaction-e.pdf

 Read PDF

 Download PDF

Thumbnail of survey results table for Q14, showing data for various provinces and territories.

## Q14. Provision of patient/clinical care

<https://surveys.cma.ca/en/permalink/survey99>

Survey Date: 2019

Full Question: Q14. Do you provide patient/clinical care (either direct or indirect)?

Topic: Access to services  
Patient care

Keywords: Patients  
Clinical care  
Direct clinical care  
Indirect clinical care

Response Choices: Yes  
No

### Documents

Thumbnail of survey results table for Q14, showing data for various provinces and territories.

CMA\_Survey\_Workforc  
e2019\_Q14\_Provision-  
e.pdf

Read PDF

Download PDF

Thumbnail of survey results table for Q15, showing data for various provinces and territories.

## Q15. Work Setting

<https://surveys.cma.ca/en/permalink/survey100>

Survey Date: 2019


Full Question: Q15. Which of the following is your primary work setting?

Topic: Hospital setting  
Work setting


- Keywords:           Where do physicians work?  
Location  
Work setting  
Physician setting
- Response Choices:   Private office/clinic (excluding free standing walk-in clinics)  
Community clinic/Community health centre  
Free-standing walk-in clinic  
Academic health sciences centre (AHSC)  
Non-AHSC teaching hospital  
Community hospital  
Other hospital  
Emergency department (in community hospital or AHSC)  
Nursing home/ Long term care facility / Seniors' residence  
University  
Research Unit  
Free-standing lab/diagnostic clinic  
Administrative office / Corporate Office  
Other


## Documents

---



CMA\_Survey\_Workforce2019\_Q15\_Work\_Setting-e.pdf

 Read PDF

 Download PDF





## Q18. Providing on-call

<https://surveys.cma.ca/en/permalink/survey104>

Survey Date: 2019

Full Question: Q18. Do you provide on-call services?

Topic: Hours of work and workload  
On-call activities  
Access to services  
Patient care  
Oncall

Keywords: On-call service  
Workload  
Oncall activities  
Oncall

Response Choices: Yes  
No

### Documents

---

CMA\_Survey\_Workforce2019\_Q18\_OnCallHrs-e.pdf

 Read PDF

 Download PDF

CMA Physician Workforce Survey, 2019, National Results by FPPSP or Other Specialty, Gender, Age, and Province/Territory

Province/Territory	Gender	Age	FPPSP or Other Specialty	Response Rate	Number of Respondents	Mean (SD)	95% CI
Alberta	Male	35-44	Family Practice	85%	100	10.5 (2.5)	8.0-13.0
Alberta	Female	35-44	Family Practice	85%	100	10.5 (2.5)	8.0-13.0
Alberta	Male	35-44	Other	85%	100	10.5 (2.5)	8.0-13.0
Alberta	Female	35-44	Other	85%	100	10.5 (2.5)	8.0-13.0
British Columbia	Male	35-44	Family Practice	85%	100	10.5 (2.5)	8.0-13.0
British Columbia	Female	35-44	Family Practice	85%	100	10.5 (2.5)	8.0-13.0
British Columbia	Male	35-44	Other	85%	100	10.5 (2.5)	8.0-13.0
British Columbia	Female	35-44	Other	85%	100	10.5 (2.5)	8.0-13.0
Manitoba	Male	35-44	Family Practice	85%	100	10.5 (2.5)	8.0-13.0
Manitoba	Female	35-44	Family Practice	85%	100	10.5 (2.5)	8.0-13.0
Manitoba	Male	35-44	Other	85%	100	10.5 (2.5)	8.0-13.0
Manitoba	Female	35-44	Other	85%	100	10.5 (2.5)	8.0-13.0
Ontario	Male	35-44	Family Practice	85%	100	10.5 (2.5)	8.0-13.0
Ontario	Female	35-44	Family Practice	85%	100	10.5 (2.5)	8.0-13.0
Ontario	Male	35-44	Other	85%	100	10.5 (2.5)	8.0-13.0
Ontario	Female	35-44	Other	85%	100	10.5 (2.5)	8.0-13.0
Quebec	Male	35-44	Family Practice	85%	100	10.5 (2.5)	8.0-13.0
Quebec	Female	35-44	Family Practice	85%	100	10.5 (2.5)	8.0-13.0
Quebec	Male	35-44	Other	85%	100	10.5 (2.5)	8.0-13.0
Quebec	Female	35-44	Other	85%	100	10.5 (2.5)	8.0-13.0
Saskatchewan	Male	35-44	Family Practice	85%	100	10.5 (2.5)	8.0-13.0
Saskatchewan	Female	35-44	Family Practice	85%	100	10.5 (2.5)	8.0-13.0
Saskatchewan	Male	35-44	Other	85%	100	10.5 (2.5)	8.0-13.0
Saskatchewan	Female	35-44	Other	85%	100	10.5 (2.5)	8.0-13.0
Yukon	Male	35-44	Family Practice	85%	100	10.5 (2.5)	8.0-13.0
Yukon	Female	35-44	Family Practice	85%	100	10.5 (2.5)	8.0-13.0
Yukon	Male	35-44	Other	85%	100	10.5 (2.5)	8.0-13.0
Yukon	Female	35-44	Other	85%	100	10.5 (2.5)	8.0-13.0
Nunavut	Male	35-44	Family Practice	85%	100	10.5 (2.5)	8.0-13.0
Nunavut	Female	35-44	Family Practice	85%	100	10.5 (2.5)	8.0-13.0
Nunavut	Male	35-44	Other	85%	100	10.5 (2.5)	8.0-13.0
Nunavut	Female	35-44	Other	85%	100	10.5 (2.5)	8.0-13.0
National	Male	35-44	Family Practice	85%	100	10.5 (2.5)	8.0-13.0
National	Female	35-44	Family Practice	85%	100	10.5 (2.5)	8.0-13.0
National	Male	35-44	Other	85%	100	10.5 (2.5)	8.0-13.0
National	Female	35-44	Other	85%	100	10.5 (2.5)	8.0-13.0

## Q19. Average on-call hours

<https://surveys.cma.ca/en/permalink/survey106>

Survey Date: 2019

Full Question: Q19. Estimate your average number of on-call work hours per month:

Topic: Access to services  
Hours of work and workload  
Patient care  
On-call activities  
Oncall

Keywords: Oncall  
Time  
Oncall activities  
On-call hours  
Workload

### Documents

---

CMA\_Survey\_Workforce2019\_Q19\_AvgOnCallHrs-e.pdf

Read PDF

Download PDF

## Q20. On-call hours in direct patient care

<https://surveys.cma.ca/en/permalink/survey109>

Survey Date: 2019

Full Question: Q20. Estimate how many of your on-call hours each month are actually spent in direct patient care (e.g., phone, email, face-to-face):

Topic: Access to services  
Hours of work and workload  
On-call activities  
Patient care  
Oncall

Keywords: Oncall  
On-call hours  
Time  
Workload

### Documents

---

CMA\_Survey\_Workforc  
e2019\_Q20\_OnCallHrs  
PtCare-e.pdf

Read PDF

Download PDF

## Q21 & Q22. Work hours

<https://surveys.cma.ca/en/permalink/survey112>

Survey Date: 2019

Full Question: Q21 & Q22. EXCLUDING ON-CALL ACTIVITIES, how many HOURS IN AN AVERAGE WEEK do you usually spend on the following activities? Assume each activity is mutually exclusive for reporting purposes (i.e., if an activity spans two categories, please report hours in only one category).

Topic: Hours of work and workload  
 Access to services  
 Patient care  
 Practice management (e.g., overhead costs, paperwork)  
 On-call activities  
 Oncall

Keywords: Workload  
 Time  
 Oncall

Response Choices: Direct patient care without a teaching component, regardless of setting  
 Direct patient care with a teaching component, regardless of setting  
 Teaching/Education without direct patient care (contact with students/residents, preparation, marking, evaluations, etc.)  
 Indirect patient care (charting, reports, phone calls, meeting patients' family, etc.)  
 Health facility committees (academic planning committees)  
 Administration (i.e., management of university program, chief of staff, department head, Ministry of Health, etc.)  
 Research (including management of research and publications)  
 Managing your practice (staff, facility, equipment, etc.)  
 Continuing medical education/professional development (courses, reading, videos, tapes, seminars, etc.)  
 Other  
 TOTAL HOURS WORKED PER WEEK

## Documents

---



CMA\_Survey\_Workforce2019\_Q21\_Q22Work\_hours-e.pdf

 Read PDF



Download PDF