



Q02. Satisfaction (professional life, balance)

<https://surveys.cma.ca/en/permalink/survey89>

Survey Date: 2019


Full Question: Q02. Rate your satisfaction with each of the following:
 Very dissatisfied
 Dissatisfied
 Neutral
 Satisfied
 Very satisfied

Topic: Satisfaction
 Hours of work and workload


Keywords: Work-life balance
 doctor satisfaction
 Physician satisfaction


Response Choices: Your professional life
 The balance between your personal and professional commitments

Documents



CMA_Survey_Workforc
 e2019_Q2_Satisfaction
 -e.pdf

 Read PDF

 Download PDF

Q15. Work Setting

<https://surveys.cma.ca/en/permalink/survey100>

Survey Date: 2019

Full Question: Q15. Which of the following is your primary work setting?

Topic: Hospital setting
Work setting

Keywords: Where do physicians work?
Location
Work setting
Physician setting


Response Choices: Private office/clinic (excluding free standing walk-in clinics)
Community clinic/Community health centre
Free-standing walk-in clinic
Academic health sciences centre (AHSC)
Non-AHSC teaching hospital
Community hospital
Other hospital
Emergency department (in community hospital or AHSC)
Nursing home/ Long term care facility / Seniors' residence
University
Research Unit
Free-standing lab/diagnostic clinic
Administrative office / Corporate Office
Other

Documents

CMA_Survey_Workforce2019_Q15_Work_Setting-e.pdf

Read PDF

Download PDF



Q18. Providing on-call

<https://surveys.cma.ca/en/permalink/survey104>

Survey Date: 2019

Full Question: Q18. Do you provide on-call services?


Topic: Hours of work and workload
On-call activities
Access to services
Patient care
Oncall


Keywords: On-call service
Workload
Oncall activities
Oncall

Response Choices: Yes
No

Documents

CMA_Survey_Workforce2019_Q18_OnCallHrs-e.pdf

 Read PDF

 Download PDF

CMA Physician Workforce Survey, 2019, National Results by FPPSP or Other Specialty, Gender, Age, and Province/Territory

Province/Territory	Gender	Age	FPPSP or Other Specialty	Response Rate	Number of Respondents	Mean	Standard Deviation	Minimum	Maximum
Alberta	Male	35-44	Family Practice	85%	100	10.5	3.5	5	15
Alberta	Female	35-44	Family Practice	85%	100	10.5	3.5	5	15
Alberta	Male	35-44	Other	85%	100	10.5	3.5	5	15
Alberta	Female	35-44	Other	85%	100	10.5	3.5	5	15
British Columbia	Male	35-44	Family Practice	85%	100	10.5	3.5	5	15
British Columbia	Female	35-44	Family Practice	85%	100	10.5	3.5	5	15
British Columbia	Male	35-44	Other	85%	100	10.5	3.5	5	15
British Columbia	Female	35-44	Other	85%	100	10.5	3.5	5	15
Manitoba	Male	35-44	Family Practice	85%	100	10.5	3.5	5	15
Manitoba	Female	35-44	Family Practice	85%	100	10.5	3.5	5	15
Manitoba	Male	35-44	Other	85%	100	10.5	3.5	5	15
Manitoba	Female	35-44	Other	85%	100	10.5	3.5	5	15
Ontario	Male	35-44	Family Practice	85%	100	10.5	3.5	5	15
Ontario	Female	35-44	Family Practice	85%	100	10.5	3.5	5	15
Ontario	Male	35-44	Other	85%	100	10.5	3.5	5	15
Ontario	Female	35-44	Other	85%	100	10.5	3.5	5	15
Quebec	Male	35-44	Family Practice	85%	100	10.5	3.5	5	15
Quebec	Female	35-44	Family Practice	85%	100	10.5	3.5	5	15
Quebec	Male	35-44	Other	85%	100	10.5	3.5	5	15
Quebec	Female	35-44	Other	85%	100	10.5	3.5	5	15
Saskatchewan	Male	35-44	Family Practice	85%	100	10.5	3.5	5	15
Saskatchewan	Female	35-44	Family Practice	85%	100	10.5	3.5	5	15
Saskatchewan	Male	35-44	Other	85%	100	10.5	3.5	5	15
Saskatchewan	Female	35-44	Other	85%	100	10.5	3.5	5	15
Yukon	Male	35-44	Family Practice	85%	100	10.5	3.5	5	15
Yukon	Female	35-44	Family Practice	85%	100	10.5	3.5	5	15
Yukon	Male	35-44	Other	85%	100	10.5	3.5	5	15
Yukon	Female	35-44	Other	85%	100	10.5	3.5	5	15
Nunavut	Male	35-44	Family Practice	85%	100	10.5	3.5	5	15
Nunavut	Female	35-44	Family Practice	85%	100	10.5	3.5	5	15
Nunavut	Male	35-44	Other	85%	100	10.5	3.5	5	15
Nunavut	Female	35-44	Other	85%	100	10.5	3.5	5	15
National	Male	35-44	Family Practice	85%	100	10.5	3.5	5	15
National	Female	35-44	Family Practice	85%	100	10.5	3.5	5	15
National	Male	35-44	Other	85%	100	10.5	3.5	5	15
National	Female	35-44	Other	85%	100	10.5	3.5	5	15

Q19. Average on-call hours

<https://surveys.cma.ca/en/permalink/survey106>

Survey Date: 2019

Full Question: Q19. Estimate your average number of on-call work hours per month:

Topic: Access to services
Hours of work and workload
Patient care
On-call activities
Oncall

Keywords: Oncall
Time
Oncall activities
On-call hours
Workload

Documents

CMA_Survey_Workforce2019_Q19_AvgOnCallHrs-e.pdf

Read PDF

Download PDF

Q20. On-call hours in direct patient care

<https://surveys.cma.ca/en/permalink/survey109>

Survey Date: 2019

Full Question: Q20. Estimate how many of your on-call hours each month are actually spent in direct patient care (e.g., phone, email, face-to-face):

Topic: Access to services
Hours of work and workload
On-call activities
Patient care
Oncall

Keywords: Oncall
On-call hours
Time
Workload

Documents

CMA_Survey_Workforc
e2019_Q20_OnCallHrs
PtCare-e.pdf

Read PDF

Download PDF

Q21 & Q22. Work hours

<https://surveys.cma.ca/en/permalink/survey112>

Survey Date: 2019


Full Question: Q21 & Q22. EXCLUDING ON-CALL ACTIVITIES, how many HOURS IN AN AVERAGE WEEK do you usually spend on the following activities? Assume each activity is mutually exclusive for reporting purposes (i.e., if an activity spans two categories, please report hours in only one category).

Topic: Hours of work and workload
 Access to services
 Patient care
 Practice management (e.g., overhead costs, paperwork)
 On-call activities
 Oncall


Keywords: Workload
 Time
 Oncall

Response Choices: Direct patient care without a teaching component, regardless of setting
 Direct patient care with a teaching component, regardless of setting
 Teaching/Education without direct patient care (contact with students/residents, preparation, marking, evaluations, etc.)
 Indirect patient care (charting, reports, phone calls, meeting patients' family, etc.)
 Health facility committees (academic planning committees)
 Administration (i.e., management of university program, chief of staff, department head, Ministry of Health, etc.)
 Research (including management of research and publications)
 Managing your practice (staff, facility, equipment, etc.)
 Continuing medical education/professional development (courses, reading, videos, tapes, seminars, etc.)
 Other
 TOTAL HOURS WORKED PER WEEK

Documents



CMA_Survey_Workforce2019_Q21_Q22Work_hours-e.pdf

 Read PDF



Download PDF