

Q12. Impact of national licensure on physician practices

<https://surveys.cma.ca/en/permalink/survey83>

Survey Date: 2019


Full Question: Q12. If a national licensure system were implemented today, how likely would you be to:
 Highly unlikely
 Somewhat unlikely
 Unsure
 Somewhat likely
 Highly likely

Topic: Access to services
 National licensure
 Patient care

Keywords: License
 Licensure
 Changes
 Portability
 Locum
 Virtual care
 Rural practice
 Access

Response Choices: Seek out locum opportunities in other provinces/ territories
 Practise in multiple provinces/territories on an ongoing basis
 Provide virtual care (e.g., telemedicine) to patients in other provinces/territories
 Practise temporarily in rural/remote areas in other provinces/territories
 Participate in further training in another province or territory


Documents



CMA_Survey_Workforce2019_Q12_Impact_National_Licensure-e.pdf

 Read PDF

 Download PDF



Q13. Agreement that national licensure will improve access

<https://surveys.cma.ca/en/permalink/survey85>

Survey Date: 2019

Full Question: Q13. To what extent do you agree that national licensure will improve access to care for Canadians?

Topic: Access to services
National licensure
Patient care

Keywords: License
Licensure
Better
Patients
Access

Response Choices: Strongly disagree
Somewhat disagree
Neither agree nor disagree
Somewhat agree
Strongly agree

Documents

CMA_Survey_Workforc
e2019_Q13_Agreement
_National_Licensure-
e.pdf

Read PDF

Download PDF

Q17. Electronic tools used by patients

<https://surveys.cma.ca/en/permalink/survey88>

Survey Date: 2019

Full Question: Q17. Which of the following can patients in your practice do?

Topic: Patient care
Electronic records and tools

Keywords: Electronic medical records
EMR
Electronic health record
EHR
Patient notes
Virtual care
Visit
Consult
e-scheduling
Online records
Online prescriptions
email


Response Choices: Request appointments online (i.e. advance access e-scheduling)
Request prescription renewals online
View information from their health record online (e.g. lab test results or immunization history)
Electronically add measurements (e.g. blood pressure readings) to their electronic record
Electronically add text and/or other documentation to their electronic record
Visit with you virtually (i.e. online by video)
Consult with you via email or text message
None of the above
N/A (e.g. hospital practice only)

Documents

CMA_Survey_Workforc
e2019_Q17_Electronic
Tools-e.pdf

 Read PDF

 Download PDF




Q02. Satisfaction (professional life, balance)


<https://surveys.cma.ca/en/permalink/survey89>

Survey Date:	2019
Full Question:	Q02. Rate your satisfaction with each of the following: Very dissatisfied Dissatisfied Neutral Satisfied Very satisfied
Topic:	Satisfaction Hours of work and workload
Keywords:	Work-life balance doctor satisfaction Physician satisfaction
Response Choices:	Your professional life The balance between your personal and professional commitments

Documents

CMA_Survey_Workforc
e2019_Q2_Satisfaction
-e.pdf

 Read PDF

 Download PDF

Q14 Physician Workforce Survey, 2019. National Results by FPEP or Other Specialist, Gender, Age, and Practice Territory

Response	Yes	No
All	1,100	1,100
Male	550	550
Female	550	550
Age 18-29	100	100
Age 30-39	200	200
Age 40-49	300	300
Age 50-59	400	400
Age 60-69	500	500
Age 70+	600	600
Urban	700	700
Suburban	800	800
Rural	900	900

Q14. Provision of patient/clinical care

<https://surveys.cma.ca/en/permalink/survey99>

Survey Date: 2019

Full Question: Q14. Do you provide patient/clinical care (either direct or indirect)?

Topic: Access to services
Patient care

Keywords: Patients
Clinical care
Direct clinical care
Indirect clinical care

Response Choices: Yes
No

Documents

Q14 Physician Workforce Survey, 2019. National Results by FPEP or Other Specialist, Gender, Age, and Practice Territory

CMA_Survey_Workforc
e2019_Q14_Provision-
e.pdf

Read PDF

Download PDF

Q16 Physician Workforce Survey, 2019. National Results by FPEP or Other Specialist, Gender, Age, and Practice Territory

Response	Yes	No
All	1,100	1,100
Male	550	550
Female	550	550
Age 18-29	100	100
Age 30-39	200	200
Age 40-49	300	300
Age 50-59	400	400
Age 60-69	500	500
Age 70+	600	600
Urban	700	700
Suburban	800	800
Rural	900	900

Q16. Electronic tools used by physicians

<https://surveys.cma.ca/en/permalink/survey103>


Survey Date: 2019

Full Question: Q16. Please indicate which of the following electronic tools you use in the care of your patients


Topic: Patient care
Electronic records and tools


- Keywords: Electronic medical records
EMR
Electronic health record
EHR
Patient notes
- Response Choices: Reminders for patient care
Ordering lab tests
Ordering diagnostic tests
Receipt of hospital visit and discharge information
Clinical decision support tool
Access to list of medications taken by a patient
Warnings for drug interactions
Interface to pharmacy/pharmacist
Access to lab test/diagnostic results
Referral to other physicians
Secure transfer of patient information
Access to provincial/territorial patient information systems
Interface to non-doctor health professionals
An Artificial Intelligence (AI)
None of the above


Documents



CMA_Survey_Workforce2019_Q16_Electronic_Tools-e.pdf

 Read PDF

 Download PDF



Q18. Providing on-call

<https://surveys.cma.ca/en/permalink/survey104>

Survey Date: 2019

Full Question: Q18. Do you provide on-call services?


Topic: Hours of work and workload
On-call activities
Access to services
Patient care
Oncall


Keywords: On-call service
Workload
Oncall activities
Oncall

Response Choices: Yes
No

Documents

CMA_Survey_Workforce2019_Q18_OnCallHrs-e.pdf

 Read PDF

 Download PDF

This is a thumbnail of a data table from a survey report. The title is "CMA Physician Workforce Survey, 2019: National Results by FPPSP or Other Specialty, Gender, Age, and Practice/Territory". The table has multiple columns and rows of data, including percentages and counts for various categories.

Q19. Average on-call hours

<https://surveys.cma.ca/en/permalink/survey106>

Survey Date: 2019

Full Question: Q19. Estimate your average number of on-call work hours per month:

Topic: Access to services
Hours of work and workload
Patient care
On-call activities
Oncall

Keywords: Oncall
Time
Oncall activities
On-call hours
Workload

Documents

This is a thumbnail of a PDF document. The title is "CMA_Survey_Workforce2019_Q19_AvgOnCallHrs-e.pdf". Below the title are two buttons: "Read PDF" and "Download PDF".

CMA_Survey_Workforce2019_Q19_AvgOnCallHrs-e.pdf

Read PDF

Download PDF

Q20. On-call hours in direct patient care

<https://surveys.cma.ca/en/permalink/survey109>

Survey Date: 2019

Full Question: Q20. Estimate how many of your on-call hours each month are actually spent in direct patient care (e.g., phone, email, face-to-face):

Topic: Access to services
Hours of work and workload
On-call activities
Patient care
Oncall

Keywords: Oncall
On-call hours
Time
Workload

Documents

CMA_Survey_Workforc
e2019_Q20_OnCallHrs
PtCare-e.pdf

Read PDF

Download PDF

Q21 & Q22. Work hours

<https://surveys.cma.ca/en/permalink/survey112>

Survey Date: 2019


Full Question: Q21 & Q22. EXCLUDING ON-CALL ACTIVITIES, how many HOURS IN AN AVERAGE WEEK do you usually spend on the following activities? Assume each activity is mutually exclusive for reporting purposes (i.e., if an activity spans two categories, please report hours in only one category).

Topic: Hours of work and workload
 Access to services
 Patient care
 Practice management (e.g., overhead costs, paperwork)
 On-call activities
 Oncall


Keywords: Workload
 Time
 Oncall

Response Choices: Direct patient care without a teaching component, regardless of setting
 Direct patient care with a teaching component, regardless of setting
 Teaching/Education without direct patient care (contact with students/residents, preparation, marking, evaluations, etc.)
 Indirect patient care (charting, reports, phone calls, meeting patients' family, etc.)
 Health facility committees (academic planning committees)
 Administration (i.e., management of university program, chief of staff, department head, Ministry of Health, etc.)
 Research (including management of research and publications)
 Managing your practice (staff, facility, equipment, etc.)
 Continuing medical education/professional development (courses, reading, videos, tapes, seminars, etc.)
 Other
 TOTAL HOURS WORKED PER WEEK

Documents



CMA_Survey_Workforce2019_Q21_Q22Work_hours-e.pdf

 Read PDF

 Download PDF