



Q07. Work setting

<https://surveys.cma.ca/en/permalink/survey14>

Survey Date: 2017

Full Question: Q07. Which of the following is your primary work setting?

Topic: Work setting
Hospital setting

Keywords: Hospital setting
Practice setting
Work location
Work setting

Response Choices: Private office/clinic (excluding free standing walk-in clinics)
Community clinic/Community health centre
Free-standing walk-in clinic
Academic health sciences centre (AHSC)
Non-AHSC teaching hospital
Community hospital
Other hospital
Emergency department (in community hospital or AHSC)
Nursing home/ Long term care facility / Seniors' residence
University
Research Unit
Free-standing lab/diagnostic clinic
Administrative office / Corporate Office

Documents



CMA_Survey_Workforce2017_Q7_WorkSetting-e.pdf

 Read PDF

 Download PDF

Q09. Organization of practice (solo, group, etc.)

<https://surveys.cma.ca/en/permalink/survey16>

Survey Date: 2017

Full Question: Q09. How is your MAIN patient care setting organized? Check ONLY ONE. (Note that a solo or group practice could also include another health professional who does not have her/his own caseload).

Topic: Work setting

Patient care

Hospital setting

Collaborative practice

Keywords: Collaborative practice

Group practice

Hospital setting

Interprofessional

Partner

Patient care setting

Practice setting

Solo practice

Team practice

Work setting

Response Choices: Solo practice

Group practice – community based

Interprofessional practice – community based (physician(s) & other health professional(s) who have their own caseloads)

Hospital-based practice

Documents




CMA_Survey_Workforc
e2017_Q9_OrgSetting-

e.pdf

 Read PDF

 Download PDF



Q10. Providing on-call

<https://surveys.cma.ca/en/permalink/survey17>

Survey Date: 2017

Full Question: Q10. Do you provide on-call services?

Topic: Patient care

On-call activities

Hours of work and workload

Keywords: On-call hours

On-call services

Work hours

Oncall

Workload

Oncall activities

Documents



CMA_Survey_Workforc
e2017_Q10_OnCall-
e.pdf

 Read PDF

 Download PDF



Q11. Average on-call hours

<https://surveys.cma.ca/en/permalink/survey18>

Survey Date: 2017

Full Question: Q11. Estimate your average number of on-call work hours per month:

Topic: Patient care
On-call activities
Hours of work and workload

Keywords: On-call hours
Oncall activities
Oncall
On-call services
Work hours
Workload

Documents



CMA_Survey_Workforce2017_Q11_OnCallHours-e.pdf

 Read PDF

 Download PDF



Q12. On-call hours in direct patient care

<https://surveys.cma.ca/en/permalink/survey19>

Survey Date: 2017

Full Question: Q12. Estimate how many of your on-call hours each month are actually spent in direct patient care (e.g., phone, email, face-to-face):

Topic: Patient care
On-call activities
Hours of work and workload

Keywords: Clinical care
On-call services
On-call hours
Oncall
Oncall activities
Patient care
Work hours
Workload

Documents



CMA_Survey_Workforc
e2017_Q12_OnCallHrs
PtCare-e.pdf

 Read PDF

 Download PDF



Q13. Work hours

<https://surveys.cma.ca/en/permalink/survey20>

Survey Date: 2017

Full Question:	Q13. EXCLUDING ON-CALL ACTIVITIES, how many HOURS IN AN AVERAGE WEEK do you usually spend on the following activities? Assume each activity is mutually exclusive for reporting purposes.
Topic:	Patient care On-call activities Practice management (e.g., overhead costs, paperwork) Hours of work and workload
Keywords:	Administrative duties Committee work Indirect patient care On-call services Patient care Practice management Continuing medication education (CME) Research Teaching Work hours Oncall Oncall activities Workload
Response Choices:	Direct patient care without a teaching component, regardless of setting Direct patient care with a teaching component, regardless of setting Teaching/Education without direct patient care (contact with students/residents, preparation, marking, evaluations, etc.) Indirect patient care (charting, reports, phone calls, meeting patients' family, etc.) Health facility committees (academic planning committees) Administration (i.e., management of university program, chief of staff, department head, Ministry of Health, etc.) Research (including management of research and publications) Managing your practice (staff, facility, equipment, etc.) Continuing medical education/professional development (courses, reading, videos, tapes, seminars, etc.)

Documents



CMA_Survey_Workforc
e2017_Q13_WorkHrs-
e.pdf

 Read PDF

 Download PDF



Q18. Number of patients seen

<https://surveys.cma.ca/en/permalink/survey25>

Survey Date: 2017

Full Question: Q18. Please estimate the number of patients you see in a TYPICAL WEEK, EXCLUDING patient visits while you are on-call (on-call is defined as time outside of regularly scheduled activity during which you are available to patients):

Topic: Patient care
Hours of work and workload
Access to services
On-call activities

Keywords: Access to services
Appointment availability
Overworked
Patient care
Patient load
Wait time
Work hours
Workload
Wait times
Waiting times


Documents



CMA_Survey_Workforce2017_Q18_NumPatients-e.pdf

 Read PDF

 Download PDF



Q20. Access to resources

<https://surveys.cma.ca/en/permalink/survey27>

Survey Date: 2017

Full Question: Q20. Rate your access to the following for your patients:

Topic: Satisfaction
Patient care
Hospital setting
Access to services

Keywords: Access to services
Appointment availability
Clinical care
Hospital
Patient care
Referral
Satisfaction (professional)

Response Choices: Operating room
Endoscopy suites
Procedural rooms
Long-term care beds (e.g., nursing home, chronic care, etc.)
Hospital in-patient care on an urgent basis
Hospital care for elective procedures
Routine diagnostic services (e.g., lab, x-rays, etc.)
Advanced diagnostic services (e.g., MRI, CT, etc.)
Home care
Palliative care


Documents



CMA_Survey_Workforc
e2017_Q20_Access-
e.pdf

 Read PDF

 Download PDF



Q21. Interprofessional collaboration

<https://surveys.cma.ca/en/permalink/survey28>


Survey Date: 2017

Full Question: Q21. Do you participate in an interprofessional collaborative practice excluding the hospital environment and excluding referrals that do not involve ongoing collaboration on the patient's care?


Topic: Patient care
Collaborative practice


Keywords: Clinical care
Collaborative practice
Group practice
Interprofessional
Patient care
Partner
Team practice


Documents



CMA_Survey_Workforce2017_Q21_CollabPractice.pdf

 Read PDF

 Download PDF



Q21b. Rating of collaboration

<https://surveys.cma.ca/en/permalink/survey30>

Survey Date: 2017

Full Question: Q21b. How would you rate your interprofessional collaborative practice(s) in terms of optimal care for patients?

Topic: Patient care
Collaborative practice

Keywords: Collaborative practice
Group practice
Interprofessional
Patient care
Team practice

Documents



CMA_Survey_Workforce2017_Q21b_CollabPracRating-e.pdf

 Read PDF

 Download PDF



Q25a. Changes made to practice

<https://surveys.cma.ca/en/permalink/survey34>

Survey Date: 2017


Full Question: Q25a. With reference to the LAST 2 YEARS, please check all of the following changes you have already made:

Topic: Retirement
Practice relocation
On-call activities
Hours of work and workload


Keywords: Career transition
Oncall
Oncall activities
On-call services
Overworked
Patient load
Practice relocation
Retirement
Work hours
Work location
Work-life balance
Workload


Response Choices: Retired from clinical practice
Reduced weekly work hours (excluding on-call)
Increased weekly work hours (excluding on-call)
Relocated my practice to another province/territory in Canada
Practised in the USA
Practised in another country

Documents



CMA_Survey_Workforc
e2017_Q25a_Changes
Made-e.pdf

 Read PDF

 Download PDF



Q25b. Planned changes to practice

<https://surveys.cma.ca/en/permalink/survey35>

Survey Date: 2017


Full Question: Q25b. With reference to the NEXT 2 YEARS, please check all of the following changes that you are planning to make:

Topic: Retirement
Practice relocation
On-call activities
Hours of work and workload

Keywords: Career transition
On-call services
Oncall
Oncall activities
Overworked
Patient load
Practice relocation
Retirement
Work hours
Work location
Work-life balance
Workload

Response Choices: Retire from clinical practice
Retire completely from medical practice
Reduce weekly work hours (excluding on-call)
Increase weekly work hours (excluding on-call)
Relocate my practice to another province/territory in Canada
Practise in the USA
Practise in another country

Documents



CMA_Survey_Workforc
e2017_Q25b_ChangesP
lanned-e.pdf

 Read PDF

 Download PDF



Q26. Overworked/underemployed

<https://surveys.cma.ca/en/permalink/survey36>

Survey Date: 2017

Full Question: Q26. Describe your current employment situation.

Topic: Satisfaction
Hours of work and workload
Employment status

Keywords: Career transition
Overworked
Employment status
Satisfaction (professional)
Underemployed
Unemployed
Work hours
Work-life balance
Workload


Response Choices: Overworked in my discipline
Employed in my discipline to my satisfaction
Underemployed in my discipline
Not employed in my discipline

Documents

CMA_Survey_Workforce2017_Q26_Employment-e.pdf

 Read PDF

 Download PDF



Q27. Satisfaction (professional life, balance)

<https://surveys.cma.ca/en/permalink/survey37>

Survey Date: 2017


Full Question: Q27. Rate your satisfaction with each of the following:

Topic: Satisfaction
Hours of work and workload


Keywords: Satisfaction (professional)
Work hours
Work-life balance
Workload


Response Choices: Your professional life
The balance between your personal and professional commitments


Documents



CMA_Survey_Workforc
e2017_Q27_Satisfactio
n-e.pdf

 Read PDF

 Download PDF



Q06. Province(s)/territory(ies) of licensure

<https://surveys.cma.ca/en/permalink/survey73>

Survey Date: 2019


Full Question: Q06. In which Canadian jurisdiction(s) do you currently hold an active medical practice licence?

Topic: National licensure


Keywords: Province
Territory
License
Licensure
Practice
Work
Portability


Response Choices: British Columbia
Alberta
Saskatchewan
Manitoba
Ontario
Quebec
New Brunswick
Nova Scotia
Prince Edward Island
Newfoundland & Labrador
Northwest Territories
Yukon
Nunavut

Documents



CMA_Survey_Workforce2019_Q6_Province-territories.pdf

 Read PDF

 Download PDF

Q07. Main province/territory of practice

<https://surveys.cma.ca/en/permalink/survey75>

Survey Date: 2019


Full Question: Q07. In what province/territory do you primarily work?

Topic: National licensure


Keywords: Province
Territory
Practice
Work


Response Choices: British Columbia
Alberta
Saskatchewan
Manitoba
Ontario
Quebec
New Brunswick
Nova Scotia
Prince Edward Island
Newfoundland & Labrador
Northwest Territories
Yukon
Nunavut

Documents



CMA_Survey_Workforc
e2019_Q7_Practice_Pr
ovince-e.pdf

 Read PDF

 Download PDF

Q09: Have you ever applied for a licence to practise medicine with a Canadian medical regulatory authority in a province or territory other than where you were first licensed to practise in Canada?

Response	Count	Percentage
Yes	10	10.0%
No	80	80.0%
Total	90	100.0%

Q09. Applying for licensure in another jurisdiction

<https://surveys.cma.ca/en/permalink/survey77>

Survey Date: 2019

Full Question: Q09. Have you ever applied for a licence to practise medicine with a Canadian medical regulatory authority in a province or territory other than where you were first licensed to practise in Canada?

Topic: Access to services
National licensure

Keywords: License
Licensure

Response Choices: Yes
No

Documents

CMA_Survey_Workforce2019_Q9_Licensure-e.pdf

Read PDF

Download PDF

Q10: What factors did you consider significant obstacles with respect to applying for licensure in another province or territory?

Response	Count	Percentage
Access to services	10	10.0%
National licensure	80	80.0%
Total	90	100.0%

Q10. Obstacles to applying for licensure

<https://surveys.cma.ca/en/permalink/survey79>


Survey Date: 2019

Full Question: Q10. What factors did you consider significant obstacles with respect to applying for licensure in another province or territory?


Topic: Access to services
National licensure


- Keywords: License
Licensure
Barriers
Practice obstacles
- Response Choices: Obtaining credential verification for or from the provincial/territorial regulatory authority
Obtaining letter(s) of good standing from the provincial/territorial regulatory authority
Obtaining reference or character letters
Obtaining police record check
Cost of getting licensed in the other province or territory
Length of the process to obtain a licence in the other province or territory
The overall complexity of the process to obtain a licence
Other, please specify:
There were no significant obstacles

Documents



CMA_Survey_Workforc
e2019_Q10_Licensure_
Obstacles-e.pdf

 Read PDF

 Download PDF

CMA Physician Workforce Survey, 2019. Tabular Results by FFS/P or Other Specialist, Gender, Age, and Province/Territory

Province/Territory	Gender	Age	FFS/P or Other Specialist
Alberta	Male	18-24	100%
Alberta	Female	18-24	100%
Alberta	Male	25-34	100%
Alberta	Female	25-34	100%
Alberta	Male	35-44	100%
Alberta	Female	35-44	100%
Alberta	Male	45-54	100%
Alberta	Female	45-54	100%
Alberta	Male	55-64	100%
Alberta	Female	55-64	100%
Alberta	Male	65+	100%
Alberta	Female	65+	100%
British Columbia	Male	18-24	100%
British Columbia	Female	18-24	100%
British Columbia	Male	25-34	100%
British Columbia	Female	25-34	100%
British Columbia	Male	35-44	100%
British Columbia	Female	35-44	100%
British Columbia	Male	45-54	100%
British Columbia	Female	45-54	100%
British Columbia	Male	55-64	100%
British Columbia	Female	55-64	100%
British Columbia	Male	65+	100%
British Columbia	Female	65+	100%
Manitoba	Male	18-24	100%
Manitoba	Female	18-24	100%
Manitoba	Male	25-34	100%
Manitoba	Female	25-34	100%
Manitoba	Male	35-44	100%
Manitoba	Female	35-44	100%
Manitoba	Male	45-54	100%
Manitoba	Female	45-54	100%
Manitoba	Male	55-64	100%
Manitoba	Female	55-64	100%
Manitoba	Male	65+	100%
Manitoba	Female	65+	100%
Ontario	Male	18-24	100%
Ontario	Female	18-24	100%
Ontario	Male	25-34	100%
Ontario	Female	25-34	100%
Ontario	Male	35-44	100%
Ontario	Female	35-44	100%
Ontario	Male	45-54	100%
Ontario	Female	45-54	100%
Ontario	Male	55-64	100%
Ontario	Female	55-64	100%
Ontario	Male	65+	100%
Ontario	Female	65+	100%
Quebec	Male	18-24	100%
Quebec	Female	18-24	100%
Quebec	Male	25-34	100%
Quebec	Female	25-34	100%
Quebec	Male	35-44	100%
Quebec	Female	35-44	100%
Quebec	Male	45-54	100%
Quebec	Female	45-54	100%
Quebec	Male	55-64	100%
Quebec	Female	55-64	100%
Quebec	Male	65+	100%
Quebec	Female	65+	100%
Saskatchewan	Male	18-24	100%
Saskatchewan	Female	18-24	100%
Saskatchewan	Male	25-34	100%
Saskatchewan	Female	25-34	100%
Saskatchewan	Male	35-44	100%
Saskatchewan	Female	35-44	100%
Saskatchewan	Male	45-54	100%
Saskatchewan	Female	45-54	100%
Saskatchewan	Male	55-64	100%
Saskatchewan	Female	55-64	100%
Saskatchewan	Male	65+	100%
Saskatchewan	Female	65+	100%
Yukon	Male	18-24	100%
Yukon	Female	18-24	100%
Yukon	Male	25-34	100%
Yukon	Female	25-34	100%
Yukon	Male	35-44	100%
Yukon	Female	35-44	100%
Yukon	Male	45-54	100%
Yukon	Female	45-54	100%
Yukon	Male	55-64	100%
Yukon	Female	55-64	100%
Yukon	Male	65+	100%
Yukon	Female	65+	100%
Nunavut	Male	18-24	100%
Nunavut	Female	18-24	100%
Nunavut	Male	25-34	100%
Nunavut	Female	25-34	100%
Nunavut	Male	35-44	100%
Nunavut	Female	35-44	100%
Nunavut	Male	45-54	100%
Nunavut	Female	45-54	100%
Nunavut	Male	55-64	100%
Nunavut	Female	55-64	100%
Nunavut	Male	65+	100%
Nunavut	Female	65+	100%

Q11. Support for national licensure

<https://surveys.cma.ca/en/permalink/survey82>

Survey Date: 2019

Full Question: Q11. How supportive would you be of the implementation of national licensure that would enable practice in all Canadian provinces/territories?

Topic: Access to services
National licensure

Keywords: License
Licensure

Response Choices: Not at all supportive
Not very supportive
No opinion
Somewhat supportive
Very supportive

Documents

CMA Physician Workforce Survey, 2019. Tabular Results by FFS/P or Other Specialist, Gender, Age, and Province/Territory

CMA_Survey_Workforce2019_Q11_National_Licensure-e.pdf

Read PDF

Download PDF

CMA Physician Workforce Survey, 2019. Tabular Results by FFS/P or Other Specialist, Gender, Age, and Province/Territory

Province/Territory	Gender	Age	FFS/P or Other Specialist
Alberta	Male	18-24	100%
Alberta	Female	18-24	100%
Alberta	Male	25-34	100%
Alberta	Female	25-34	100%
Alberta	Male	35-44	100%
Alberta	Female	35-44	100%
Alberta	Male	45-54	100%
Alberta	Female	45-54	100%
Alberta	Male	55-64	100%
Alberta	Female	55-64	100%
Alberta	Male	65+	100%
Alberta	Female	65+	100%
British Columbia	Male	18-24	100%
British Columbia	Female	18-24	100%
British Columbia	Male	25-34	100%
British Columbia	Female	25-34	100%
British Columbia	Male	35-44	100%
British Columbia	Female	35-44	100%
British Columbia	Male	45-54	100%
British Columbia	Female	45-54	100%
British Columbia	Male	55-64	100%
British Columbia	Female	55-64	100%
British Columbia	Male	65+	100%
British Columbia	Female	65+	100%
Manitoba	Male	18-24	100%
Manitoba	Female	18-24	100%
Manitoba	Male	25-34	100%
Manitoba	Female	25-34	100%
Manitoba	Male	35-44	100%
Manitoba	Female	35-44	100%
Manitoba	Male	45-54	100%
Manitoba	Female	45-54	100%
Manitoba	Male	55-64	100%
Manitoba	Female	55-64	100%
Manitoba	Male	65+	100%
Manitoba	Female	65+	100%
Ontario	Male	18-24	100%
Ontario	Female	18-24	100%
Ontario	Male	25-34	100%
Ontario	Female	25-34	100%
Ontario	Male	35-44	100%
Ontario	Female	35-44	100%
Ontario	Male	45-54	100%
Ontario	Female	45-54	100%
Ontario	Male	55-64	100%
Ontario	Female	55-64	100%
Ontario	Male	65+	100%
Ontario	Female	65+	100%
Quebec	Male	18-24	100%
Quebec	Female	18-24	100%
Quebec	Male	25-34	100%
Quebec	Female	25-34	100%
Quebec	Male	35-44	100%
Quebec	Female	35-44	100%
Quebec	Male	45-54	100%
Quebec	Female	45-54	100%
Quebec	Male	55-64	100%
Quebec	Female	55-64	100%
Quebec	Male	65+	100%
Quebec	Female	65+	100%
Saskatchewan	Male	18-24	100%
Saskatchewan	Female	18-24	100%
Saskatchewan	Male	25-34	100%
Saskatchewan	Female	25-34	100%
Saskatchewan	Male	35-44	100%
Saskatchewan	Female	35-44	100%
Saskatchewan	Male	45-54	100%
Saskatchewan	Female	45-54	100%
Saskatchewan	Male	55-64	100%
Saskatchewan	Female	55-64	100%
Saskatchewan	Male	65+	100%
Saskatchewan	Female	65+	100%
Yukon	Male	18-24	100%
Yukon	Female	18-24	100%
Yukon	Male	25-34	100%
Yukon	Female	25-34	100%
Yukon	Male	35-44	100%
Yukon	Female	35-44	100%
Yukon	Male	45-54	100%
Yukon	Female	45-54	100%
Yukon	Male	55-64	100%
Yukon	Female	55-64	100%
Yukon	Male	65+	100%
Yukon	Female	65+	100%
Nunavut	Male	18-24	100%
Nunavut	Female	18-24	100%
Nunavut	Male	25-34	100%
Nunavut	Female	25-34	100%
Nunavut	Male	35-44	100%
Nunavut	Female	35-44	100%
Nunavut	Male	45-54	100%
Nunavut	Female	45-54	100%
Nunavut	Male	55-64	100%
Nunavut	Female	55-64	100%
Nunavut	Male	65+	100%
Nunavut	Female	65+	100%

Q12. Impact of national licensure on physician practices

<https://surveys.cma.ca/en/permalink/survey83>

Survey Date: 2019


Full Question: Q12. If a national licensure system were implemented today, how likely would you be to:
Highly unlikely
Somewhat unlikely
Unsure
Somewhat likely
Highly likely

Topic: Access to services
National licensure
Patient care


Keywords: License
Licensure
Changes
Portability
Locum
Virtual care
Rural practice
Access


Response Choices: Seek out locum opportunities in other provinces/ territories
Practise in multiple provinces/territories on an ongoing basis
Provide virtual care (e.g., telemedicine) to patients in other provinces/territories
Practise temporarily in rural/remote areas in other provinces/territories
Participate in further training in another province or territory

Documents



CMA_Survey_Workforc
e2019_Q12_Impact_Na
tional_Licensure-e.pdf

 Read PDF

 Download PDF

