

Q12. Impact of national licensure on physician practices

<https://surveys.cma.ca/en/permalink/survey83>

Survey Date: 2019


Full Question: Q12. If a national licensure system were implemented today, how likely would you be to:
 Highly unlikely
 Somewhat unlikely
 Unsure
 Somewhat likely
 Highly likely

Topic: Access to services
 National licensure
 Patient care

Keywords: License
 Licensure
 Changes
 Portability
 Locum
 Virtual care
 Rural practice
 Access

Response Choices: Seek out locum opportunities in other provinces/ territories
 Practise in multiple provinces/territories on an ongoing basis
 Provide virtual care (e.g., telemedicine) to patients in other provinces/territories
 Practise temporarily in rural/remote areas in other provinces/territories
 Participate in further training in another province or territory


Documents



CMA_Survey_Workforce2019_Q12_Impact_National_Licensure-e.pdf

 Read PDF

 Download PDF



Q13. Agreement that national licensure will improve access

<https://surveys.cma.ca/en/permalink/survey85>

Survey Date: 2019

Full Question: Q13. To what extent do you agree that national licensure will improve access to care for Canadians?


Topic: Access to services
National licensure
Patient care


Keywords: License
Licensure
Better
Patients
Access

Response Choices: Strongly disagree
Somewhat disagree
Neither agree nor disagree
Somewhat agree
Strongly agree

Documents

CMA_Survey_Workforce2019_Q13_Agreement_National_Licensure-e.pdf

 Read PDF

 Download PDF

Q17. Electronic tools used by patients

<https://surveys.cma.ca/en/permalink/survey88>

Survey Date: 2019

Full Question: Q17. Which of the following can patients in your practice do?

Topic: Patient care
Electronic records and tools

Keywords: Electronic medical records
EMR
Electronic health record
EHR
Patient notes
Virtual care
Visit
Consult
e-scheduling
Online records
Online prescriptions
email


Response Choices: Request appointments online (i.e. advance access e-scheduling)
Request prescription renewals online
View information from their health record online (e.g. lab test results or immunization history)
Electronically add measurements (e.g. blood pressure readings) to their electronic record
Electronically add text and/or other documentation to their electronic record
Visit with you virtually (i.e. online by video)
Consult with you via email or text message
None of the above
N/A (e.g. hospital practice only)

Documents

CMA_Survey_Workforc
e2019_Q17_Electronic
Tools-e.pdf

 Read PDF

 Download PDF



Q02. Satisfaction (professional life, balance)

<https://surveys.cma.ca/en/permalink/survey89>

Survey Date: 2019

Full Question: Q02. Rate your satisfaction with each of the following:
Very dissatisfied
Dissatisfied
Neutral
Satisfied
Very satisfied


Topic: Satisfaction
Hours of work and workload


Keywords: Work-life balance
doctor satisfaction
Physician satisfaction

Response Choices: Your professional life
The balance between your personal and professional commitments

Documents

CMA_Survey_Workforc
e2019_Q2_Satisfaction
-e.pdf

 Read PDF

 Download PDF

Q14 Provision of Patient Services, 2019, National Results by FPEP or Other Specialist, Gender, Age, and Province/Territory

Province/Territory	Gender	Age	Response
Alberta	Male	18-24	100%
	Female	18-24	100%
British Columbia	Male	18-24	100%
	Female	18-24	100%
Manitoba	Male	18-24	100%
	Female	18-24	100%
Ontario	Male	18-24	100%
	Female	18-24	100%
Quebec	Male	18-24	100%
	Female	18-24	100%
Atlantic	Male	18-24	100%
	Female	18-24	100%
Northwest Territories	Male	18-24	100%
	Female	18-24	100%
Yukon	Male	18-24	100%
	Female	18-24	100%
Northwest Territories	Male	25-34	100%
	Female	25-34	100%
Yukon	Male	25-34	100%
	Female	25-34	100%
Alberta	Male	35-44	100%
	Female	35-44	100%
British Columbia	Male	35-44	100%
	Female	35-44	100%
Manitoba	Male	35-44	100%
	Female	35-44	100%
Ontario	Male	35-44	100%
	Female	35-44	100%
Quebec	Male	35-44	100%
	Female	35-44	100%
Atlantic	Male	35-44	100%
	Female	35-44	100%
Northwest Territories	Male	35-44	100%
	Female	35-44	100%
Yukon	Male	35-44	100%
	Female	35-44	100%
Alberta	Male	45-54	100%
	Female	45-54	100%
British Columbia	Male	45-54	100%
	Female	45-54	100%
Manitoba	Male	45-54	100%
	Female	45-54	100%
Ontario	Male	45-54	100%
	Female	45-54	100%
Quebec	Male	45-54	100%
	Female	45-54	100%
Atlantic	Male	45-54	100%
	Female	45-54	100%
Northwest Territories	Male	45-54	100%
	Female	45-54	100%
Yukon	Male	45-54	100%
	Female	45-54	100%
Alberta	Male	55-64	100%
	Female	55-64	100%
British Columbia	Male	55-64	100%
	Female	55-64	100%
Manitoba	Male	55-64	100%
	Female	55-64	100%
Ontario	Male	55-64	100%
	Female	55-64	100%
Quebec	Male	55-64	100%
	Female	55-64	100%
Atlantic	Male	55-64	100%
	Female	55-64	100%
Northwest Territories	Male	55-64	100%
	Female	55-64	100%
Yukon	Male	55-64	100%
	Female	55-64	100%
Alberta	Male	65-74	100%
	Female	65-74	100%
British Columbia	Male	65-74	100%
	Female	65-74	100%
Manitoba	Male	65-74	100%
	Female	65-74	100%
Ontario	Male	65-74	100%
	Female	65-74	100%
Quebec	Male	65-74	100%
	Female	65-74	100%
Atlantic	Male	65-74	100%
	Female	65-74	100%
Northwest Territories	Male	65-74	100%
	Female	65-74	100%
Yukon	Male	65-74	100%
	Female	65-74	100%
Alberta	Male	75+	100%
	Female	75+	100%
British Columbia	Male	75+	100%
	Female	75+	100%
Manitoba	Male	75+	100%
	Female	75+	100%
Ontario	Male	75+	100%
	Female	75+	100%
Quebec	Male	75+	100%
	Female	75+	100%
Atlantic	Male	75+	100%
	Female	75+	100%
Northwest Territories	Male	75+	100%
	Female	75+	100%
Yukon	Male	75+	100%
	Female	75+	100%

Q14. Provision of patient/clinical care

<https://surveys.cma.ca/en/permalink/survey99>

Survey Date: 2019

Full Question: Q14. Do you provide patient/clinical care (either direct or indirect)?

Topic: Access to services
Patient care

Keywords: Patients
Clinical care
Direct clinical care
Indirect clinical care

Response Choices: Yes
No

Documents

CMA_Survey_Workforc
e2019_Q14_Provision-
e.pdf

Read PDF

Download PDF

Q15 Work Setting, 2019, National Results by FPEP or Other Specialist, Gender, Age, and Province/Territory

Province/Territory	Gender	Age	Response
Alberta	Male	18-24	100%
	Female	18-24	100%
British Columbia	Male	18-24	100%
	Female	18-24	100%
Manitoba	Male	18-24	100%
	Female	18-24	100%
Ontario	Male	18-24	100%
	Female	18-24	100%
Quebec	Male	18-24	100%
	Female	18-24	100%
Atlantic	Male	18-24	100%
	Female	18-24	100%
Northwest Territories	Male	18-24	100%
	Female	18-24	100%
Yukon	Male	18-24	100%
	Female	18-24	100%
Alberta	Male	25-34	100%
	Female	25-34	100%
British Columbia	Male	25-34	100%
	Female	25-34	100%
Manitoba	Male	25-34	100%
	Female	25-34	100%
Ontario	Male	25-34	100%
	Female	25-34	100%
Quebec	Male	25-34	100%
	Female	25-34	100%
Atlantic	Male	25-34	100%
	Female	25-34	100%
Northwest Territories	Male	25-34	100%
	Female	25-34	100%
Yukon	Male	25-34	100%
	Female	25-34	100%
Alberta	Male	35-44	100%
	Female	35-44	100%
British Columbia	Male	35-44	100%
	Female	35-44	100%
Manitoba	Male	35-44	100%
	Female	35-44	100%
Ontario	Male	35-44	100%
	Female	35-44	100%
Quebec	Male	35-44	100%
	Female	35-44	100%
Atlantic	Male	35-44	100%
	Female	35-44	100%
Northwest Territories	Male	35-44	100%
	Female	35-44	100%
Yukon	Male	35-44	100%
	Female	35-44	100%
Alberta	Male	45-54	100%
	Female	45-54	100%
British Columbia	Male	45-54	100%
	Female	45-54	100%
Manitoba	Male	45-54	100%
	Female	45-54	100%
Ontario	Male	45-54	100%
	Female	45-54	100%
Quebec	Male	45-54	100%
	Female	45-54	100%
Atlantic	Male	45-54	100%
	Female	45-54	100%
Northwest Territories	Male	45-54	100%
	Female	45-54	100%
Yukon	Male	45-54	100%
	Female	45-54	100%
Alberta	Male	55-64	100%
	Female	55-64	100%
British Columbia	Male	55-64	100%
	Female	55-64	100%
Manitoba	Male	55-64	100%
	Female	55-64	100%
Ontario	Male	55-64	100%
	Female	55-64	100%
Quebec	Male	55-64	100%
	Female	55-64	100%
Atlantic	Male	55-64	100%
	Female	55-64	100%
Northwest Territories	Male	55-64	100%
	Female	55-64	100%
Yukon	Male	55-64	100%
	Female	55-64	100%
Alberta	Male	65-74	100%
	Female	65-74	100%
British Columbia	Male	65-74	100%
	Female	65-74	100%
Manitoba	Male	65-74	100%
	Female	65-74	100%
Ontario	Male	65-74	100%
	Female	65-74	100%
Quebec	Male	65-74	100%
	Female	65-74	100%
Atlantic	Male	65-74	100%
	Female	65-74	100%
Northwest Territories	Male	65-74	100%
	Female	65-74	100%
Yukon	Male	65-74	100%
	Female	65-74	100%
Alberta	Male	75+	100%
	Female	75+	100%
British Columbia	Male	75+	100%
	Female	75+	100%
Manitoba	Male	75+	100%
	Female	75+	100%
Ontario	Male	75+	100%
	Female	75+	100%
Quebec	Male	75+	100%
	Female	75+	100%
Atlantic	Male	75+	100%
	Female	75+	100%
Northwest Territories	Male	75+	100%
	Female	75+	100%
Yukon	Male	75+	100%
	Female	75+	100%

Q15. Work Setting

<https://surveys.cma.ca/en/permalink/survey100>


Survey Date: 2019

Full Question: Q15. Which of the following is your primary work setting?


Topic: Hospital setting
Work setting


- Keywords: Where do physicians work?
Location
Work setting
Physician setting
- Response Choices: Private office/clinic (excluding free standing walk-in clinics)
Community clinic/Community health centre
Free-standing walk-in clinic
Academic health sciences centre (AHSC)
Non-AHSC teaching hospital
Community hospital
Other hospital
Emergency department (in community hospital or AHSC)
Nursing home/ Long term care facility / Seniors' residence
University
Research Unit
Free-standing lab/diagnostic clinic
Administrative office / Corporate Office
Other

Documents



CMA_Survey_Workforce2019_Q15_Work_Setting-e.pdf

 Read PDF

 Download PDF

Q16. Electronic tools used by physicians

<https://surveys.cma.ca/en/permalink/survey103>

Thumbnail of a survey results table with columns for Province/Territory, Age Group, and various survey questions. The table is titled 'CMA Physician Workforce Survey, 2019: National Results by FPPSP or Other Specialty, Gender, Age, and Province/Territory'.

Survey Date: 2019

Full Question: Q16. Please indicate which of the following electronic tools you use in the care of your patients

Topic: Patient care
Electronic records and tools

Keywords: Electronic medical records
EMR
Electronic health record
EHR
Patient notes

Response Choices: Reminders for patient care
Ordering lab tests
Ordering diagnostic tests
Receipt of hospital visit and discharge information
Clinical decision support tool
Access to list of medications taken by a patient
Warnings for drug interactions
Interface to pharmacy/pharmacist
Access to lab test/diagnostic results
Referral to other physicians
Secure transfer of patient information
Access to provincial/territorial patient information systems
Interface to non-doctor health professionals
An Artificial Intelligence (AI)
None of the above


Documents

Thumbnail of the PDF document cover, showing the same table as the first image.

CMA_Survey_Workforce2019_Q16_Electronic_Tools-e.pdf

Read PDF

Download PDF



Q18. Providing on-call

<https://surveys.cma.ca/en/permalink/survey104>

Survey Date: 2019

Full Question: Q18. Do you provide on-call services?


Topic: Hours of work and workload
On-call activities
Access to services
Patient care
Oncall


Keywords: On-call service
Workload
Oncall activities
Oncall

Response Choices: Yes
No

Documents

CMA_Survey_Workforce2019_Q18_OnCallHrs-e.pdf

 Read PDF

 Download PDF

CMAA Physician Workforce Survey, 2019, National Results by FTEP or Other Equivalent, Gender, Age, and Province/Territory

Province/Territory	Gender	Age	FTEP or Other Equivalent	...
Alberta	Male	25-34	1.0	...
Alberta	Female	25-34	1.0	...
...

Q19. Average on-call hours

<https://surveys.cma.ca/en/permalink/survey106>

Survey Date: 2019

Full Question: Q19. Estimate your average number of on-call work hours per month:

Topic: Access to services
Hours of work and workload
Patient care
On-call activities
Oncall

Keywords: Oncall
Time
Oncall activities
On-call hours
Workload

Documents

CMA_Survey_Workforce2019_Q19_AvgOnCallHrs-e.pdf

Read PDF

Download PDF

Q20. On-call hours in direct patient care

<https://surveys.cma.ca/en/permalink/survey109>

Survey Date: 2019

Full Question: Q20. Estimate how many of your on-call hours each month are actually spent in direct patient care (e.g., phone, email, face-to-face):

Topic: Access to services
Hours of work and workload
On-call activities
Patient care
Oncall

Keywords: Oncall
On-call hours
Time
Workload

Documents

CMA_Survey_Workforc
e2019_Q20_OnCallHrs
PtCare-e.pdf

Read PDF

Download PDF

Q21 & Q22. Work hours

<https://surveys.cma.ca/en/permalink/survey112>

Survey Date: 2019


Full Question: Q21 & Q22. EXCLUDING ON-CALL ACTIVITIES, how many HOURS IN AN AVERAGE WEEK do you usually spend on the following activities? Assume each activity is mutually exclusive for reporting purposes (i.e., if an activity spans two categories, please report hours in only one category).

Topic: Hours of work and workload
 Access to services
 Patient care
 Practice management (e.g., overhead costs, paperwork)
 On-call activities
 Oncall


Keywords: Workload
 Time
 Oncall

Response Choices: Direct patient care without a teaching component, regardless of setting
 Direct patient care with a teaching component, regardless of setting
 Teaching/Education without direct patient care (contact with students/residents, preparation, marking, evaluations, etc.)
 Indirect patient care (charting, reports, phone calls, meeting patients' family, etc.)
 Health facility committees (academic planning committees)
 Administration (i.e., management of university program, chief of staff, department head, Ministry of Health, etc.)
 Research (including management of research and publications)
 Managing your practice (staff, facility, equipment, etc.)
 Continuing medical education/professional development (courses, reading, videos, tapes, seminars, etc.)
 Other
 TOTAL HOURS WORKED PER WEEK

Documents



CMA_Survey_Workforce2019_Q21_Q22Work_hours-e.pdf

 Read PDF



Download PDF