

Practice Type	Year	N	Percentage
All	2019	100	100%
	2018	100	100%
Hospital	2019	100	100%
	2018	100	100%
Non-Hospital	2019	100	100%
	2018	100	100%
Academic	2019	100	100%
	2018	100	100%
Non-Academic	2019	100	100%
	2018	100	100%

## Q17. Electronic tools used by patients

<https://surveys.cma.ca/en/permalink/survey88>

Survey Date: 2019

Full Question: Q17. Which of the following can patients in your practice do?

Topic: Patient care  
Electronic records and tools

Keywords: Electronic medical records  
EMR  
Electronic health record  
EHR  
Patient notes  
Virtual care  
Visit  
Consult  
e-scheduling  
Online records  
Online prescriptions  
email

Response Choices: Request appointments online (i.e. advance access e-scheduling)  
Request prescription renewals online  
View information from their health record online (e.g. lab test results or immunization history)  
Electronically add measurements (e.g. blood pressure readings) to their electronic record  
Electronically add text and/or other documentation to their electronic record  
Visit with you virtually (i.e. online by video)  
Consult with you via email or text message  
None of the above  
N/A (e.g. hospital practice only)


## Documents


---

The thumbnail shows a table with the following title: "CMA Physician Workforce Survey, 2019: National Results by FTEP or Other Specialty, Gender, Age, and Province/Territory". The table has multiple columns, including "Specialty", "Gender", "Age", and "Province/Territory". The data is presented in a grid format with various numerical values.

CMA\_Survey\_Workforc  
e2019\_Q17\_Electronic  
Tools-e.pdf

 Read PDF

 Download PDF



## Q02. Satisfaction (professional life, balance)

<https://surveys.cma.ca/en/permalink/survey89>

Survey Date: 2019

Full Question: Q02. Rate your satisfaction with each of the following:  
Very dissatisfied  
Dissatisfied  
Neutral  
Satisfied  
Very satisfied

Topic: Satisfaction  
Hours of work and workload


Keywords: Work-life balance  
doctor satisfaction  
Physician satisfaction


Response Choices: Your professional life  
The balance between your personal and professional commitments


### Documents

---

CMA\_Survey\_Workforce2019\_Q2\_Satisfaction-e.pdf

 Read PDF

 Download PDF



## Q16. Electronic tools used by physicians

<https://surveys.cma.ca/en/permalink/survey103>

Survey Date: 2019

Full Question: Q16. Please indicate which of the following electronic tools you use in the care of your patients


Topic: Patient care  
Electronic records and tools

Keywords: Electronic medical records  
EMR  
Electronic health record  
EHR  
Patient notes


Response Choices: Reminders for patient care  
Ordering lab tests  
Ordering diagnostic tests  
Receipt of hospital visit and discharge information  
Clinical decision support tool  
Access to list of medications taken by a patient  
Warnings for drug interactions  
Interface to pharmacy/pharmacist  
Access to lab test/diagnostic results  
Referral to other physicians  
Secure transfer of patient information  
Access to provincial/territorial patient information systems  
Interface to non-doctor health professionals  
An Artificial Intelligence (AI)  
None of the above


## Documents


---



CMA\_Survey\_Workforce2019\_Q16\_Electronic\_Tools-e.pdf

 Read PDF

 Download PDF



## Q18. Providing on-call

<https://surveys.cma.ca/en/permalink/survey104>

Survey Date: 2019

Full Question: Q18. Do you provide on-call services?

Topic: Hours of work and workload  
On-call activities  
Access to services  
Patient care  
Oncall


Keywords: On-call service  
Workload  
Oncall activities  
Oncall

Response Choices: Yes  
No

### Documents

---

CMA\_Survey\_Workforce2019\_Q18\_OnCallHrs-e.pdf

 Read PDF


 Download PDF

Table with columns for Province, Specialty, and Average on-call hours per month.

## Q19. Average on-call hours

<https://surveys.cma.ca/en/permalink/survey106>

Survey Date: 2019

Full Question: Q19. Estimate your average number of on-call work hours per month:

Topic: Access to services  
 Hours of work and workload  
 Patient care  
 On-call activities  
 Oncall

Keywords: Oncall  
 Time  
 Oncall activities  
 On-call hours  
 Workload

### Documents

---

CMA\_Survey\_Workforce2019\_Q19\_AvgOnCallHrs-e.pdf

Read PDF

Download PDF

## Q20. On-call hours in direct patient care

<https://surveys.cma.ca/en/permalink/survey109>

Survey Date: 2019

Full Question: Q20. Estimate how many of your on-call hours each month are actually spent in direct patient care (e.g., phone, email, face-to-face):

Topic: Access to services  
Hours of work and workload  
On-call activities  
Patient care  
Oncall

Keywords: Oncall  
On-call hours  
Time  
Workload

### Documents

---

CMA\_Survey\_Workforc  
e2019\_Q20\_OnCallHrs  
PtCare-e.pdf

Read PDF

Download PDF

## Q21 & Q22. Work hours

<https://surveys.cma.ca/en/permalink/survey112>

Survey Date: 2019

Full Question: Q21 & Q22. EXCLUDING ON-CALL ACTIVITIES, how many HOURS IN AN AVERAGE WEEK do you usually spend on the following activities? Assume each activity is mutually exclusive for reporting purposes (i.e., if an activity spans two categories, please report hours in only one category).


Topic: Hours of work and workload  
 Access to services  
 Patient care  
 Practice management (e.g., overhead costs, paperwork)  
 On-call activities  
 Oncall

Keywords: Workload  
 Time  
 Oncall


Response Choices: Direct patient care without a teaching component, regardless of setting  
 Direct patient care with a teaching component, regardless of setting  
 Teaching/Education without direct patient care (contact with students/residents, preparation, marking, evaluations, etc.)  
 Indirect patient care (charting, reports, phone calls, meeting patients' family, etc.)  
 Health facility committees (academic planning committees)  
 Administration (i.e., management of university program, chief of staff, department head, Ministry of Health, etc.)  
 Research (including management of research and publications)  
 Managing your practice (staff, facility, equipment, etc.)  
 Continuing medical education/professional development (courses, reading, videos, tapes, seminars, etc.)  
 Other  
 TOTAL HOURS WORKED PER WEEK

## Documents

---



CMA\_Survey\_Workforce2019\_Q21\_Q22Work\_hours-e.pdf

 Read PDF



 Download PDF