



Q06. Province(s)/territory(ies) of licensure

<https://surveys.cma.ca/en/permalink/survey73>

Survey Date: 2019

Full Question: Q06. In which Canadian jurisdiction(s) do you currently hold an active medical practice licence?

Topic: National licensure

Keywords: Province
Territory
License
Licensure
Practice
Work
Portability

Response Choices: British Columbia
Alberta
Saskatchewan
Manitoba
Ontario
Quebec
New Brunswick
Nova Scotia
Prince Edward Island
Newfoundland & Labrador
Northwest Territories
Yukon
Nunavut

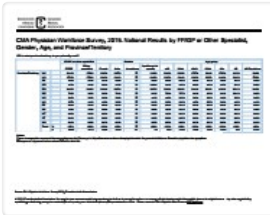
Documents



CMA_Survey_Workforc
e2019_Q6_Province-
e.pdf

Read PDF

Download PDF



CMA Physician Workforce Survey, 2019: National Results by FFS/FP or Other Specialist, Gender, Age, and Province/Territory

Province/Territory	Gender	Age	Specialty	Workforce
British Columbia	Male	25-34	FFS/FP	1000
British Columbia	Female	25-34	FFS/FP	1000
British Columbia	Male	35-44	FFS/FP	1000
British Columbia	Female	35-44	FFS/FP	1000
British Columbia	Male	45-54	FFS/FP	1000
British Columbia	Female	45-54	FFS/FP	1000
British Columbia	Male	55-64	FFS/FP	1000
British Columbia	Female	55-64	FFS/FP	1000
British Columbia	Male	65+	FFS/FP	1000
British Columbia	Female	65+	FFS/FP	1000
Alberta	Male	25-34	FFS/FP	1000
Alberta	Female	25-34	FFS/FP	1000
Alberta	Male	35-44	FFS/FP	1000
Alberta	Female	35-44	FFS/FP	1000
Alberta	Male	45-54	FFS/FP	1000
Alberta	Female	45-54	FFS/FP	1000
Alberta	Male	55-64	FFS/FP	1000
Alberta	Female	55-64	FFS/FP	1000
Alberta	Male	65+	FFS/FP	1000
Alberta	Female	65+	FFS/FP	1000
Saskatchewan	Male	25-34	FFS/FP	1000
Saskatchewan	Female	25-34	FFS/FP	1000
Saskatchewan	Male	35-44	FFS/FP	1000
Saskatchewan	Female	35-44	FFS/FP	1000
Saskatchewan	Male	45-54	FFS/FP	1000
Saskatchewan	Female	45-54	FFS/FP	1000
Saskatchewan	Male	55-64	FFS/FP	1000
Saskatchewan	Female	55-64	FFS/FP	1000
Saskatchewan	Male	65+	FFS/FP	1000
Saskatchewan	Female	65+	FFS/FP	1000
Manitoba	Male	25-34	FFS/FP	1000
Manitoba	Female	25-34	FFS/FP	1000
Manitoba	Male	35-44	FFS/FP	1000
Manitoba	Female	35-44	FFS/FP	1000
Manitoba	Male	45-54	FFS/FP	1000
Manitoba	Female	45-54	FFS/FP	1000
Manitoba	Male	55-64	FFS/FP	1000
Manitoba	Female	55-64	FFS/FP	1000
Manitoba	Male	65+	FFS/FP	1000
Manitoba	Female	65+	FFS/FP	1000
Ontario	Male	25-34	FFS/FP	1000
Ontario	Female	25-34	FFS/FP	1000
Ontario	Male	35-44	FFS/FP	1000
Ontario	Female	35-44	FFS/FP	1000
Ontario	Male	45-54	FFS/FP	1000
Ontario	Female	45-54	FFS/FP	1000
Ontario	Male	55-64	FFS/FP	1000
Ontario	Female	55-64	FFS/FP	1000
Ontario	Male	65+	FFS/FP	1000
Ontario	Female	65+	FFS/FP	1000
Quebec	Male	25-34	FFS/FP	1000
Quebec	Female	25-34	FFS/FP	1000
Quebec	Male	35-44	FFS/FP	1000
Quebec	Female	35-44	FFS/FP	1000
Quebec	Male	45-54	FFS/FP	1000
Quebec	Female	45-54	FFS/FP	1000
Quebec	Male	55-64	FFS/FP	1000
Quebec	Female	55-64	FFS/FP	1000
Quebec	Male	65+	FFS/FP	1000
Quebec	Female	65+	FFS/FP	1000
New Brunswick	Male	25-34	FFS/FP	1000
New Brunswick	Female	25-34	FFS/FP	1000
New Brunswick	Male	35-44	FFS/FP	1000
New Brunswick	Female	35-44	FFS/FP	1000
New Brunswick	Male	45-54	FFS/FP	1000
New Brunswick	Female	45-54	FFS/FP	1000
New Brunswick	Male	55-64	FFS/FP	1000
New Brunswick	Female	55-64	FFS/FP	1000
New Brunswick	Male	65+	FFS/FP	1000
New Brunswick	Female	65+	FFS/FP	1000
Nova Scotia	Male	25-34	FFS/FP	1000
Nova Scotia	Female	25-34	FFS/FP	1000
Nova Scotia	Male	35-44	FFS/FP	1000
Nova Scotia	Female	35-44	FFS/FP	1000
Nova Scotia	Male	45-54	FFS/FP	1000
Nova Scotia	Female	45-54	FFS/FP	1000
Nova Scotia	Male	55-64	FFS/FP	1000
Nova Scotia	Female	55-64	FFS/FP	1000
Nova Scotia	Male	65+	FFS/FP	1000
Nova Scotia	Female	65+	FFS/FP	1000
Prince Edward Island	Male	25-34	FFS/FP	1000
Prince Edward Island	Female	25-34	FFS/FP	1000
Prince Edward Island	Male	35-44	FFS/FP	1000
Prince Edward Island	Female	35-44	FFS/FP	1000
Prince Edward Island	Male	45-54	FFS/FP	1000
Prince Edward Island	Female	45-54	FFS/FP	1000
Prince Edward Island	Male	55-64	FFS/FP	1000
Prince Edward Island	Female	55-64	FFS/FP	1000
Prince Edward Island	Male	65+	FFS/FP	1000
Prince Edward Island	Female	65+	FFS/FP	1000
Newfoundland & Labrador	Male	25-34	FFS/FP	1000
Newfoundland & Labrador	Female	25-34	FFS/FP	1000
Newfoundland & Labrador	Male	35-44	FFS/FP	1000
Newfoundland & Labrador	Female	35-44	FFS/FP	1000
Newfoundland & Labrador	Male	45-54	FFS/FP	1000
Newfoundland & Labrador	Female	45-54	FFS/FP	1000
Newfoundland & Labrador	Male	55-64	FFS/FP	1000
Newfoundland & Labrador	Female	55-64	FFS/FP	1000
Newfoundland & Labrador	Male	65+	FFS/FP	1000
Newfoundland & Labrador	Female	65+	FFS/FP	1000
Northwest Territories	Male	25-34	FFS/FP	1000
Northwest Territories	Female	25-34	FFS/FP	1000
Northwest Territories	Male	35-44	FFS/FP	1000
Northwest Territories	Female	35-44	FFS/FP	1000
Northwest Territories	Male	45-54	FFS/FP	1000
Northwest Territories	Female	45-54	FFS/FP	1000
Northwest Territories	Male	55-64	FFS/FP	1000
Northwest Territories	Female	55-64	FFS/FP	1000
Northwest Territories	Male	65+	FFS/FP	1000
Northwest Territories	Female	65+	FFS/FP	1000
Yukon	Male	25-34	FFS/FP	1000
Yukon	Female	25-34	FFS/FP	1000
Yukon	Male	35-44	FFS/FP	1000
Yukon	Female	35-44	FFS/FP	1000
Yukon	Male	45-54	FFS/FP	1000
Yukon	Female	45-54	FFS/FP	1000
Yukon	Male	55-64	FFS/FP	1000
Yukon	Female	55-64	FFS/FP	1000
Yukon	Male	65+	FFS/FP	1000
Yukon	Female	65+	FFS/FP	1000
Nunavut	Male	25-34	FFS/FP	1000
Nunavut	Female	25-34	FFS/FP	1000
Nunavut	Male	35-44	FFS/FP	1000
Nunavut	Female	35-44	FFS/FP	1000
Nunavut	Male	45-54	FFS/FP	1000
Nunavut	Female	45-54	FFS/FP	1000
Nunavut	Male	55-64	FFS/FP	1000
Nunavut	Female	55-64	FFS/FP	1000
Nunavut	Male	65+	FFS/FP	1000
Nunavut	Female	65+	FFS/FP	1000

Q07. Main province/territory of practice

<https://surveys.cma.ca/en/permalink/survey75>

Survey Date: 2019

Full Question: Q07. In what province/territory do you primarily work?

Topic: National licensure

Keywords: Province
Territory
Practice
Work

Response Choices: British Columbia
Alberta
Saskatchewan
Manitoba
Ontario
Quebec
New Brunswick
Nova Scotia
Prince Edward Island
Newfoundland & Labrador
Northwest Territories
Yukon
Nunavut


Documents



e2019_Q7_Practice_Province-e.pdf

 Read PDF

 Download PDF



The table displays national results for the CMA Physician Workforce Survey in 2019, categorized by FPPSP or other specialty, gender, age, and provincial/territorial jurisdiction. It includes columns for various demographic and professional metrics.

Q09. Applying for licensure in another jurisdiction

<https://surveys.cma.ca/en/permalink/survey77>

Survey Date: 2019


Full Question: Q09. Have you ever applied for a licence to practise medicine with a Canadian medical regulatory authority in a province or territory other than where you were first licensed to practise in Canada?

Topic: Access to services
National licensure


Keywords: License
Licensure


Response Choices: Yes
No

Documents



CMA_Survey_Workforce2019_Q9_Licensure-e.pdf

 Read PDF

 Download PDF

Q10. Obstacles to applying for licensure

<https://surveys.cma.ca/en/permalink/survey79>

Survey Date: 2019

Full Question: Q10. What factors did you consider significant obstacles with respect to applying for licensure in another province or territory?

Topic: Access to services
National licensure

Keywords: License
Licensure
Barriers
Practice obstacles

Response Choices: Obtaining credential verification for or from the provincial/territorial regulatory authority
Obtaining letter(s) of good standing from the provincial/territorial regulatory authority
Obtaining reference or character letters
Obtaining police record check
Cost of getting licensed in the other province or territory
Length of the process to obtain a licence in the other province or territory
The overall complexity of the process to obtain a licence
Other, please specify:
There were no significant obstacles

Documents



CMA_Survey_Workforce2019_Q10_Licensure_Obstacles-e.pdf

 Read PDF

 Download PDF

Thumbnail of a survey results table for Q11. The table title is 'CMA Physician Workforce Survey, 2019: National Results by FFSP or Other Specialty, Gender, Age, and Province/Territory'. It contains columns for 'Specialty', 'Gender', 'Age', 'Province/Territory', and 'Response'. The data is presented in a grid format with various counts and percentages.

Q11. Support for national licensure

<https://surveys.cma.ca/en/permalink/survey82>

Survey Date: 2019

Full Question: Q11. How supportive would you be of the implementation of national licensure that would enable practice in all Canadian provinces/territories?

Topic: Access to services
National licensure

Keywords: License
Licensure

Response Choices: Not at all supportive
Not very supportive
No opinion
Somewhat supportive
Very supportive

Documents

Thumbnail of a PDF document titled 'CMA_Survey_Workforce2019_Q11_National_Licensure-e.pdf'. Below the thumbnail are two buttons: 'Read PDF' and 'Download PDF'.

CMA_Survey_Workforce2019_Q11_National_Licensure-e.pdf

Read PDF

Download PDF

Q12. Impact of national licensure on physician practices

<https://surveys.cma.ca/en/permalink/survey83>

Survey Date: 2019

Full Question: Q12. If a national licensure system were implemented today, how likely would you be to:


- Highly unlikely
- Somewhat unlikely
- Unsure
- Somewhat likely
- Highly likely

Topic: Access to services
National licensure
Patient care

Keywords: License
Licensure
Changes
Portability
Locum
Virtual care
Rural practice
Access

Response Choices: Seek out locum opportunities in other provinces/ territories
Practise in multiple provinces/territories on an ongoing basis
Provide virtual care (e.g., telemedicine) to patients in other provinces/territories
Practise temporarily in rural/remote areas in other provinces/territories
Participate in further training in another province or territory

Documents




CMA_Survey_Workforce2019_Q12_Impact_National_Licensure-e.pdf



Read PDF



Download PDF



Q13. Agreement that national licensure will improve access

<https://surveys.cma.ca/en/permalink/survey85>

Survey Date: 2019

Full Question: Q13. To what extent do you agree that national licensure will improve access to care for Canadians?


Topic: Access to services
National licensure
Patient care


Keywords: License
Licensure
Better
Patients
Access

Response Choices: Strongly disagree
Somewhat disagree
Neither agree nor disagree
Somewhat agree
Strongly agree

Documents

CMA_Survey_Workforc
e2019_Q13_Agreement
_National_Licensure-
e.pdf

 Read PDF

 Download PDF

Q17. Electronic tools used by patients

<https://surveys.cma.ca/en/permalink/survey88>

Survey Date: 2019

Full Question: Q17. Which of the following can patients in your practice do?

Topic: Patient care
Electronic records and tools

Keywords: Electronic medical records
EMR
Electronic health record
EHR
Patient notes
Virtual care
Visit
Consult
e-scheduling
Online records
Online prescriptions
email


Response Choices: Request appointments online (i.e. advance access e-scheduling)
Request prescription renewals online
View information from their health record online (e.g. lab test results or immunization history)
Electronically add measurements (e.g. blood pressure readings) to their electronic record
Electronically add text and/or other documentation to their electronic record
Visit with you virtually (i.e. online by video)
Consult with you via email or text message
None of the above
N/A (e.g. hospital practice only)

Documents

CMA_Survey_Workforc
e2019_Q17_Electronic
Tools-e.pdf

 Read PDF

 Download PDF



Q02. Satisfaction (professional life, balance)

<https://surveys.cma.ca/en/permalink/survey89>

Survey Date: 2019


Full Question: Q02. Rate your satisfaction with each of the following:
 Very dissatisfied
 Dissatisfied
 Neutral
 Satisfied
 Very satisfied

Topic: Satisfaction
 Hours of work and workload


Keywords: Work-life balance
 doctor satisfaction
 Physician satisfaction


Response Choices: Your professional life
 The balance between your personal and professional commitments


Documents



CMA_Survey_Workforce2019_Q2_Satisfaction-e.pdf

 Read PDF

 Download PDF



Q16. Electronic tools used by physicians

<https://surveys.cma.ca/en/permalink/survey103>

Survey Date: 2019


Full Question: Q16. Please indicate which of the following electronic tools you use in the care of your patients

Topic: Patient care
Electronic records and tools


Keywords: Electronic medical records
EMR
Electronic health record
EHR
Patient notes


Response Choices: Reminders for patient care
Ordering lab tests
Ordering diagnostic tests
Receipt of hospital visit and discharge information
Clinical decision support tool
Access to list of medications taken by a patient
Warnings for drug interactions
Interface to pharmacy/pharmacist
Access to lab test/diagnostic results
Referral to other physicians
Secure transfer of patient information
Access to provincial/territorial patient information systems
Interface to non-doctor health professionals
An Artificial Intelligence (AI)
None of the above


Documents



CMA_Survey_Workforce2019_Q16_Electronic_Tools-e.pdf

 Read PDF

 Download PDF



Q18. Providing on-call

<https://surveys.cma.ca/en/permalink/survey104>

Survey Date: 2019

Full Question: Q18. Do you provide on-call services?


Topic: Hours of work and workload
On-call activities
Access to services
Patient care
Oncall


Keywords: On-call service
Workload
Oncall activities
Oncall

Response Choices: Yes
No

Documents

CMA_Survey_Workforce2019_Q18_OnCallHrs-e.pdf

 Read PDF

 Download PDF

Q20. On-call hours in direct patient care

<https://surveys.cma.ca/en/permalink/survey109>

Survey Date: 2019

Full Question: Q20. Estimate how many of your on-call hours each month are actually spent in direct patient care (e.g., phone, email, face-to-face):

Topic: Access to services
Hours of work and workload
On-call activities
Patient care
Oncall

Keywords: Oncall
On-call hours
Time
Workload

Documents

CMA_Survey_Workforc
e2019_Q20_OnCallHrs
PtCare-e.pdf

Read PDF

Download PDF

Q21 & Q22. Work hours

<https://surveys.cma.ca/en/permalink/survey112>

Survey Date: 2019


Full Question: Q21 & Q22. EXCLUDING ON-CALL ACTIVITIES, how many HOURS IN AN AVERAGE WEEK do you usually spend on the following activities? Assume each activity is mutually exclusive for reporting purposes (i.e., if an activity spans two categories, please report hours in only one category).

Topic: Hours of work and workload
 Access to services
 Patient care
 Practice management (e.g., overhead costs, paperwork)
 On-call activities
 Oncall


Keywords: Workload
 Time
 Oncall


Response Choices: Direct patient care without a teaching component, regardless of setting
 Direct patient care with a teaching component, regardless of setting
 Teaching/Education without direct patient care (contact with students/residents, preparation, marking, evaluations, etc.)
 Indirect patient care (charting, reports, phone calls, meeting patients' family, etc.)
 Health facility committees (academic planning committees)
 Administration (i.e., management of university program, chief of staff, department head, Ministry of Health, etc.)
 Research (including management of research and publications)
 Managing your practice (staff, facility, equipment, etc.)
 Continuing medical education/professional development (courses, reading, videos, tapes, seminars, etc.)
 Other
 TOTAL HOURS WORKED PER WEEK

Documents



CMA_Survey_Workforce2019_Q21_Q22Work_hours-e.pdf

 Read PDF



Q09. Organization of practice (solo, group, etc.)

<https://surveys.cma.ca/en/permalink/survey16>

Survey Date: 2017


Full Question: Q09. How is your MAIN patient care setting organized? Check ONLY ONE. (Note that a solo or group practice could also include another health professional who does not have her/his own caseload).

Topic: Work setting
Patient care
Hospital setting
Collaborative practice


Keywords: Collaborative practice
Group practice
Hospital setting
Interprofessional
Partner
Patient care setting
Practice setting
Solo practice
Team practice
Work setting


Response Choices: Solo practice
Group practice – community based
Interprofessional practice – community based (physician(s) & other health professional(s) who have their own caseloads)
Hospital-based practice


Documents



CMA_Survey_Workforc
e2017_Q9_OrgSetting-
e.pdf

 Read PDF

 Download PDF



Q10. Providing on-call

<https://surveys.cma.ca/en/permalink/survey17>


Survey Date: 2017

Full Question: Q10. Do you provide on-call services?


Topic: Patient care
On-call activities
Hours of work and workload


Keywords: On-call hours
On-call services
Work hours
Oncall
Workload
Oncall activities

Documents



CMA_Survey_Workforce2017_Q10_OnCall-e.pdf

 Read PDF

 Download PDF



Q11. Average on-call hours

<https://surveys.cma.ca/en/permalink/survey18>

Survey Date: 2017

Full Question: Q11. Estimate your average number of on-call work hours per month:

Topic: Patient care
On-call activities
Hours of work and workload

Keywords: On-call hours
Oncall activities
Oncall
On-call services
Work hours
Workload

Documents



CMA_Survey_Workforce2017_Q11_OnCallHours-e.pdf

 Read PDF

 Download PDF



Q12. On-call hours in direct patient care

<https://surveys.cma.ca/en/permalink/survey19>

Survey Date: 2017

Full Question: Q12. Estimate how many of your on-call hours each month are actually spent in direct patient care (e.g., phone, email, face-to-face):

Topic: Patient care
On-call activities
Hours of work and workload

Keywords: Clinical care
On-call services
On-call hours
Oncall
Oncall activities
Patient care
Work hours
Workload

Documents



CMA_Survey_Workforc
e2017_Q12_OnCallHrs
PtCare-e.pdf

 Read PDF

 Download PDF



Q13. Work hours

<https://surveys.cma.ca/en/permalink/survey20>

Survey Date: 2017

Full Question:	Q13. EXCLUDING ON-CALL ACTIVITIES, how many HOURS IN AN AVERAGE WEEK do you usually spend on the following activities? Assume each activity is mutually exclusive for reporting purposes.
Topic:	Patient care On-call activities Practice management (e.g., overhead costs, paperwork) Hours of work and workload
Keywords:	Administrative duties Committee work Indirect patient care On-call services Patient care Practice management Continuing medication education (CME) Research Teaching Work hours Oncall Oncall activities Workload
Response Choices:	Direct patient care without a teaching component, regardless of setting Direct patient care with a teaching component, regardless of setting Teaching/Education without direct patient care (contact with students/residents, preparation, marking, evaluations, etc.) Indirect patient care (charting, reports, phone calls, meeting patients' family, etc.) Health facility committees (academic planning committees) Administration (i.e., management of university program, chief of staff, department head, Ministry of Health, etc.) Research (including management of research and publications) Managing your practice (staff, facility, equipment, etc.) Continuing medical education/professional development (courses, reading, videos, tapes, seminars, etc.)

Documents



CMA_Survey_Workforc
e2017_Q13_WorkHrs-
e.pdf

 Read PDF

 Download PDF



Q14. Hours on administrative forms

<https://surveys.cma.ca/en/permalink/survey21>

Survey Date: 2017

Full Question: Q14. How many hours per week do you spend completing administrative forms on behalf of your patients (e.g. third party insurance forms)?

Topic: Patient care
Practice management (e.g., overhead costs, paperwork)
Hours of work and workload

Keywords: 3rd party insurance forms
Administrative duties
Indirect patient care
Paperwork
Practice management
Workload

Documents

CMA_Survey_Workforce2017_Q14_AdminForms-e.pdf

 Read PDF

 Download PDF