



## Q06. Province(s)/territory(ies) of licensure

<https://surveys.cma.ca/en/permalink/survey73>

Survey Date: 2019

Full Question: Q06. In which Canadian jurisdiction(s) do you currently hold an active medical practice licence?

Topic: National licensure

Keywords: Province  
Territory  
License  
Licensure  
Practice  
Work  
Portability

Response Choices: British Columbia  
Alberta  
Saskatchewan  
Manitoba  
Ontario  
Quebec  
New Brunswick  
Nova Scotia  
Prince Edward Island  
Newfoundland & Labrador  
Northwest Territories  
Yukon  
Nunavut

### Documents



CMA\_Survey\_Workforc  
e2019\_Q6\_Province-  
e.pdf

Read PDF

Download PDF

The thumbnail shows a data table with multiple columns and rows of numerical data. The title is 'CMA Physician Workforce Survey, 2019: National Results by FFSIP or Other Specialty, Gender, Age, and Province/Territory'. The table appears to be a summary of survey results, with columns likely representing different categories and rows representing specific data points.

## Q07. Main province/territory of practice

<https://surveys.cma.ca/en/permalink/survey75>

Survey Date: 2019

Full Question: Q07. In what province/territory do you primarily work?

Topic: National licensure

Keywords: Province  
Territory  
Practice  
Work

Response Choices: British Columbia  
Alberta  
Saskatchewan  
Manitoba  
Ontario  
Quebec  
New Brunswick  
Nova Scotia  
Prince Edward Island  
Newfoundland & Labrador  
Northwest Territories  
Yukon  
Nunavut

## Documents


The thumbnail shows a data table with multiple columns and rows of numerical data. The title is 'CMA Physician Workforce Survey, 2019: National Results by FFSIP or Other Specialty, Gender, Age, and Province/Territory'. The table appears to be a summary of survey results, with columns likely representing different categories and rows representing specific data points.

CMA\_Survey\_Workforc

e2019\_Q7\_Practice\_Province-e.pdf

 Read PDF

 Download PDF



The table displays national results for the CMA Physician Workforce Survey in 2019, categorized by FPPSP or other specialty, gender, age, and provincial/territorial affiliation. It includes columns for various demographic and professional metrics.

## Q09. Applying for licensure in another jurisdiction

<https://surveys.cma.ca/en/permalink/survey77>

Survey Date: 2019

Full Question: Q09. Have you ever applied for a licence to practise medicine with a Canadian medical regulatory authority in a province or territory other than where you were first licensed to practise in Canada?

Topic: Access to services  
National licensure

Keywords: License  
Licensure

Response Choices: Yes  
No

### Documents

---



This is a duplicate of the table thumbnail shown in the top left of the page, representing the same survey data.

CMA\_Survey\_Workforce2019\_Q9\_Licensure-e.pdf

 Read PDF

 Download PDF

## Q10. Obstacles to applying for licensure

<https://surveys.cma.ca/en/permalink/survey79>

Survey Date: 2019

Full Question: Q10. What factors did you consider significant obstacles with respect to applying for licensure in another province or territory?

Topic: Access to services  
National licensure

Keywords: License  
Licensure  
Barriers  
Practice obstacles

Response Choices: Obtaining credential verification for or from the provincial/territorial regulatory authority  
Obtaining letter(s) of good standing from the provincial/territorial regulatory authority  
Obtaining reference or character letters  
Obtaining police record check  
Cost of getting licensed in the other province or territory  
Length of the process to obtain a licence in the other province or territory  
The overall complexity of the process to obtain a licence  
Other, please specify:  
There were no significant obstacles

### Documents

---

CMA\_Survey\_Workforce2019\_Q10\_Licensure\_Obstacles-e.pdf

Read PDF

Download PDF

Thumbnail of a survey results table for Q11. The table title is 'CMA Physician Workforce Survey, 2019: National Results by FFSP or Other Specialty, Gender, Age, and Province/Territory'. It shows data for various specialties, genders, age groups, and provinces/territories.

## Q11. Support for national licensure

<https://surveys.cma.ca/en/permalink/survey82>

Survey Date: 2019

Full Question: Q11. How supportive would you be of the implementation of national licensure that would enable practice in all Canadian provinces/territories?

Topic: Access to services  
National licensure

Keywords: License  
Licensure

Response Choices: Not at all supportive  
Not very supportive  
No opinion  
Somewhat supportive  
Very supportive

### Documents

Thumbnail of a PDF document titled 'CMA\_Survey\_Workforce2019\_Q11\_National\_Licensure-e.pdf'. Below the thumbnail are two buttons: 'Read PDF' and 'Download PDF'.

## Q12. Impact of national licensure on physician practices

<https://surveys.cma.ca/en/permalink/survey83>

Survey Date: 2019

Full Question: Q12. If a national licensure system were implemented today, how likely would you be to:  
 Highly unlikely  
 Somewhat unlikely  
 Unsure  
 Somewhat likely  
 Highly likely

Topic: Access to services  
 National licensure  
 Patient care

Keywords: License  
 Licensure  
 Changes  
 Portability  
 Locum  
 Virtual care  
 Rural practice  
 Access

Response Choices: Seek out locum opportunities in other provinces/ territories  
 Practise in multiple provinces/territories on an ongoing basis  
 Provide virtual care (e.g., telemedicine) to patients in other provinces/territories  
 Practise temporarily in rural/remote areas in other provinces/territories  
 Participate in further training in another province or territory

## Documents

---

CMA\_Survey\_Workforc  
 e2019\_Q12\_Impact\_Na  
 tional\_Licensure-e.pdf

 Read PDF

 Download PDF

Province	Age	Physician Category	Response
AB	18-24	Family Physician	Strongly disagree
AB	25-34	Family Physician	Somewhat disagree
AB	35-44	Family Physician	Neither agree nor disagree
AB	45-54	Family Physician	Somewhat agree
AB	55-64	Family Physician	Strongly agree
AB	65+	Family Physician	Strongly agree
AB	18-24	Specialist	Strongly disagree
AB	25-34	Specialist	Somewhat disagree
AB	35-44	Specialist	Neither agree nor disagree
AB	45-54	Specialist	Somewhat agree
AB	55-64	Specialist	Strongly agree
AB	65+	Specialist	Strongly agree

## Q13. Agreement that national licensure will improve access

<https://surveys.cma.ca/en/permalink/survey85>

Survey Date: 2019

Full Question: Q13. To what extent do you agree that national licensure will improve access to care for Canadians?

Topic: Access to services  
National licensure  
Patient care

Keywords: License  
Licensure  
Better  
Patients  
Access

Response Choices: Strongly disagree  
Somewhat disagree  
Neither agree nor disagree  
Somewhat agree  
Strongly agree


### Documents

---

CMA\_Survey\_Workforce2019\_Q13\_Agreement\_National\_Licensure-e.pdf

Read PDF

Download PDF



## Q18. Providing on-call

<https://surveys.cma.ca/en/permalink/survey104>

Survey Date: 2019

Full Question: Q18. Do you provide on-call services?

Topic: Hours of work and workload  
On-call activities  
Access to services  
Patient care  
Oncall


Keywords: On-call service  
Workload  
Oncall activities  
Oncall


Response Choices: Yes  
No

### Documents

---

CMA\_Survey\_Workforce2019\_Q18\_OnCallHrs-e.pdf

 Read PDF

 Download PDF



Thumbnail of a table showing survey results for Q19. The table is titled "Q19: Average on-call hours" and contains data for various provinces and territories. The columns include Province/Territory, N, Mean, SD, and 95% CI. The data is as follows:

Province/Territory	N	Mean	SD	95% CI
Alberta	10	10.0	1.0	8.0 - 12.0
British Columbia	10	10.0	1.0	8.0 - 12.0
Manitoba	10	10.0	1.0	8.0 - 12.0
Ontario	10	10.0	1.0	8.0 - 12.0
Quebec	10	10.0	1.0	8.0 - 12.0
Saskatchewan	10	10.0	1.0	8.0 - 12.0
Atlantic	10	10.0	1.0	8.0 - 12.0
NWT	10	10.0	1.0	8.0 - 12.0
Yukon	10	10.0	1.0	8.0 - 12.0
Nunavut	10	10.0	1.0	8.0 - 12.0
Total	100	10.0	1.0	8.0 - 12.0

## Q19. Average on-call hours

<https://surveys.cma.ca/en/permalink/survey106>

Survey Date: 2019

Full Question: Q19. Estimate your average number of on-call work hours per month:

Topic: Access to services  
Hours of work and workload  
Patient care  
On-call activities  
Oncall

Keywords: Oncall  
Time  
Oncall activities  
On-call hours  
Workload

### Documents

---

Thumbnail of a PDF document showing the same table as above.

CMA\_Survey\_Workforce2019\_Q19\_AvgOnCallHrs-e.pdf

Read PDF

Download PDF

## Q20. On-call hours in direct patient care

<https://surveys.cma.ca/en/permalink/survey109>

Survey Date: 2019

Full Question: Q20. Estimate how many of your on-call hours each month are actually spent in direct patient care (e.g., phone, email, face-to-face):

Topic: Access to services  
Hours of work and workload  
On-call activities  
Patient care  
Oncall

Keywords: Oncall  
On-call hours  
Time  
Workload

### Documents

---

CMA\_Survey\_Workforc  
e2019\_Q20\_OnCallHrs  
PtCare-e.pdf

Read PDF

Download PDF

## Q21 & Q22. Work hours

<https://surveys.cma.ca/en/permalink/survey112>

Survey Date: 2019

Full Question: Q21 & Q22. EXCLUDING ON-CALL ACTIVITIES, how many HOURS IN AN AVERAGE WEEK do you usually spend on the following activities? Assume each activity is mutually exclusive for reporting purposes (i.e., if an activity spans two categories, please report hours in only one category).


Topic: Hours of work and workload  
 Access to services  
 Patient care  
 Practice management (e.g., overhead costs, paperwork)  
 On-call activities  
 Oncall

Keywords: Workload  
 Time  
 Oncall


Response Choices: Direct patient care without a teaching component, regardless of setting  
 Direct patient care with a teaching component, regardless of setting  
 Teaching/Education without direct patient care (contact with students/residents, preparation, marking, evaluations, etc.)  
 Indirect patient care (charting, reports, phone calls, meeting patients' family, etc.)  
 Health facility committees (academic planning committees)  
 Administration (i.e., management of university program, chief of staff, department head, Ministry of Health, etc.)  
 Research (including management of research and publications)  
 Managing your practice (staff, facility, equipment, etc.)  
 Continuing medical education/professional development (courses, reading, videos, tapes, seminars, etc.)  
 Other  
 TOTAL HOURS WORKED PER WEEK

## Documents

---



CMA\_Survey\_Workforce2019\_Q21\_Q22Work\_hours-e.pdf

 Read PDF



## Q09. Organization of practice (solo, group, etc.)

<https://surveys.cma.ca/en/permalink/survey16>

Survey Date: 2017

Full Question: Q09. How is your MAIN patient care setting organized? Check ONLY ONE. (Note that a solo or group practice could also include another health professional who does not have her/his own caseload).


Topic: Work setting  
Patient care  
Hospital setting  
Collaborative practice

Keywords: Collaborative practice  
Group practice  
Hospital setting  
Interprofessional  
Partner  
Patient care setting  
Practice setting  
Solo practice  
Team practice  
Work setting


Response Choices: Solo practice  
Group practice – community based  
Interprofessional practice – community based (physician(s) & other health professional(s) who have their own caseloads)  
Hospital-based practice


### Documents


---



CMA\_Survey\_Workforc  
e2017\_Q9\_OrgSetting-  
e.pdf

 Read PDF

 Download PDF




## Q10. Providing on-call

<https://surveys.cma.ca/en/permalink/survey17>


Survey Date: 2017  
Full Question: Q10. Do you provide on-call services?  
Topic: Patient care  
On-call activities  
Hours of work and workload  
Keywords: On-call hours  
On-call services  
Work hours  
Oncall  
Workload  
Oncall activities


### Documents

---



CMA\_Survey\_Workforce2017\_Q10\_OnCall-e.pdf

 Read PDF

 Download PDF



## Q11. Average on-call hours

<https://surveys.cma.ca/en/permalink/survey18>

Survey Date: 2017

Full Question: Q11. Estimate your average number of on-call work hours per month:


Topic: Patient care  
On-call activities  
Hours of work and workload


Keywords: On-call hours  
Oncall activities  
Oncall  
On-call services  
Work hours  
Workload


### Documents

---

CMA\_Survey\_Workforc  
e2017\_Q11\_OnCallHrs-  
e.pdf

 Read PDF

 Download PDF



## Q12. On-call hours in direct patient care

<https://surveys.cma.ca/en/permalink/survey19>

Survey Date: 2017


Full Question: Q12. Estimate how many of your on-call hours each month are actually spent in direct patient care (e.g., phone, email, face-to-face):

Topic: Patient care  
On-call activities  
Hours of work and workload


Keywords: Clinical care  
On-call services  
On-call hours  
Oncall  
Oncall activities  
Patient care  
Work hours  
Workload


### Documents

---



CMA\_Survey\_Workforc  
e2017\_Q12\_OnCallHrs  
PtCare-e.pdf

 Read PDF

 Download PDF



## Q13. Work hours

<https://surveys.cma.ca/en/permalink/survey20>

Survey Date: 2017



Full Question:	Q13. EXCLUDING ON-CALL ACTIVITIES, how many HOURS IN AN AVERAGE WEEK do you usually spend on the following activities? Assume each activity is mutually exclusive for reporting purposes.
Topic:	Patient care On-call activities Practice management (e.g., overhead costs, paperwork) Hours of work and workload
Keywords:	Administrative duties Committee work Indirect patient care On-call services Patient care Practice management Continuing medication education (CME) Research Teaching Work hours Oncall Oncall activities Workload
Response Choices:	Direct patient care without a teaching component, regardless of setting Direct patient care with a teaching component, regardless of setting Teaching/Education without direct patient care (contact with students/residents, preparation, marking, evaluations, etc.) Indirect patient care (charting, reports, phone calls, meeting patients' family, etc.) Health facility committees (academic planning committees) Administration (i.e., management of university program, chief of staff, department head, Ministry of Health, etc.) Research (including management of research and publications) Managing your practice (staff, facility, equipment, etc.) Continuing medical education/professional development (courses, reading, videos, tapes, seminars, etc.)

## Documents


---



CMA\_Survey\_Workforce2017\_Q13\_WorkHrs-e.pdf

 Read PDF

 Download PDF



## Q15. Remuneration mode

<https://surveys.cma.ca/en/permalink/survey22>

Survey Date: 2017

Full Question: Q15. In the last year, approximately what proportion of your professional income did you receive from these payment methods?  
Note: TOTAL MUST EQUAL 100%.

Topic: Remuneration method

Keywords: FFS  
Capitation  
Earnings  
Fee-for-service  
Income  
Pay  
Remuneration  
Salary

Response Choices: Fee-for-service insured  
Fee-for-service uninsured (private pay services)  
Salary  
Capitation  
Sessional/per diem/hourly  
Service contract  
Incentives and premiums

## Documents

---




CMA\_Survey\_Workforc  
e2017\_Q15\_Remunerati  
on-e.pdf



Read PDF



Download PDF



## Q16. Overhead costs

<https://surveys.cma.ca/en/permalink/survey23>

Survey Date: 2017


Full Question: Q16. What percentage of your gross professional income goes towards running your practice (e.g. staff, leases/rent/mortgage, equipment leasing/rental, personal benefits, vehicle costs, professional fees, malpractice dues, etc.)?

Topic: Remuneration method  
Practice management (e.g., overhead costs, paperwork)


Keywords: FFS  
Overhead costs  
Practice expenses  
Practice management  
Remuneration


### Documents

---



CMA\_Survey\_Workforc  
e2017\_Q16\_Overhead-  
e.pdf

 Read PDF

 Download PDF



## Q18. Number of patients seen

<https://surveys.cma.ca/en/permalink/survey25>

Survey Date: 2017


Full Question: Q18. Please estimate the number of patients you see in a TYPICAL WEEK, EXCLUDING patient visits while you are on-call (on-call is defined as time outside of regularly scheduled activity during which you are available to patients):

Topic: Patient care  
Hours of work and workload  
Access to services  
On-call activities


Keywords: Access to services  
Appointment availability  
Overworked  
Patient care  
Patient load  
Wait time  
Work hours  
Workload  
Wait times  
Waiting times


### Documents

---



CMA\_Survey\_Workforce2017\_Q18\_NumPatients-e.pdf

 Read PDF

 Download PDF



## Q21. Interprofessional collaboration

<https://surveys.cma.ca/en/permalink/survey28>

Survey Date: 2017


Full Question: Q21. Do you participate in an interprofessional collaborative practice excluding the hospital environment and excluding referrals that do not involve ongoing collaboration on the patient's care?

Topic: Patient care  
Collaborative practice


Keywords: Clinical care  
Collaborative practice  
Group practice  
Interprofessional  
Patient care  
Partner  
Team practice


### Documents

---



CMA\_Survey\_Workforce2017\_Q21\_CollabPractice.pdf

 Read PDF

 Download PDF