

Q18. Providing on-call

<https://surveys.cma.ca/en/permalink/survey104>

Survey Date: 2019


Full Question: Q18. Do you provide on-call services?

Topic: Hours of work and workload
On-call activities
Access to services
Patient care
Oncall


Keywords: On-call service
Workload
Oncall activities
Oncall


Response Choices: Yes
No

Documents



CMA_Survey_Workforce2019_Q18_OnCallHrs-e.pdf

 Read PDF

 Download PDF

Thumbnail of a data table from a survey report. The table title is "CMA Physician Workforce Survey, 2019: National Results by FPPSP or Other Specialty, Gender, Age, and Practice/Territory". The table contains multiple columns of data, including percentages and counts, organized by specialty and demographic factors.

Q19. Average on-call hours

<https://surveys.cma.ca/en/permalink/survey106>

Survey Date: 2019

Full Question: Q19. Estimate your average number of on-call work hours per month:

Topic: Access to services
Hours of work and workload
Patient care
On-call activities
Oncall

Keywords: Oncall
Time
Oncall activities
On-call hours
Workload

Documents

Thumbnail of a PDF document. The document title is "CMA_Survey_Workforce2019_Q19_AvgOnCallHrs-e.pdf". Below the thumbnail are two buttons: "Read PDF" and "Download PDF".

CMA_Survey_Workforce2019_Q19_AvgOnCallHrs-e.pdf

Read PDF

Download PDF

Q20. On-call hours in direct patient care

<https://surveys.cma.ca/en/permalink/survey109>

Survey Date: 2019

Full Question: Q20. Estimate how many of your on-call hours each month are actually spent in direct patient care (e.g., phone, email, face-to-face):

Topic: Access to services
Hours of work and workload
On-call activities
Patient care
Oncall

Keywords: Oncall
On-call hours
Time
Workload

Documents

CMA_Survey_Workforc
e2019_Q20_OnCallHrs
PtCare-e.pdf

Read PDF

Download PDF

Q21 & Q22. Work hours

<https://surveys.cma.ca/en/permalink/survey112>

Survey Date: 2019


Full Question: Q21 & Q22. EXCLUDING ON-CALL ACTIVITIES, how many HOURS IN AN AVERAGE WEEK do you usually spend on the following activities? Assume each activity is mutually exclusive for reporting purposes (i.e., if an activity spans two categories, please report hours in only one category).

Topic: Hours of work and workload
 Access to services
 Patient care
 Practice management (e.g., overhead costs, paperwork)
 On-call activities
 Oncall


Keywords: Workload
 Time
 Oncall

Response Choices: Direct patient care without a teaching component, regardless of setting
 Direct patient care with a teaching component, regardless of setting
 Teaching/Education without direct patient care (contact with students/residents, preparation, marking, evaluations, etc.)
 Indirect patient care (charting, reports, phone calls, meeting patients' family, etc.)
 Health facility committees (academic planning committees)
 Administration (i.e., management of university program, chief of staff, department head, Ministry of Health, etc.)
 Research (including management of research and publications)
 Managing your practice (staff, facility, equipment, etc.)
 Continuing medical education/professional development (courses, reading, videos, tapes, seminars, etc.)
 Other
 TOTAL HOURS WORKED PER WEEK

Documents



CMA_Survey_Workforce2019_Q21_Q22Work_hours-e.pdf

 Read PDF

 Download PDF