



Q06. Province(s)/territory(ies) of licensure

<https://surveys.cma.ca/en/permalink/survey73>

Survey Date: 2019

Full Question: Q06. In which Canadian jurisdiction(s) do you currently hold an active medical practice licence?

Topic: National licensure

Keywords: Province
Territory
License
Licensure
Practice
Work
Portability

Response Choices: British Columbia
Alberta
Saskatchewan
Manitoba
Ontario
Quebec
New Brunswick
Nova Scotia
Prince Edward Island
Newfoundland & Labrador
Northwest Territories
Yukon
Nunavut

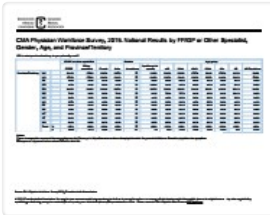
Documents



CMA_Survey_Workforc
e2019_Q6_Province-
e.pdf

Read PDF

Download PDF



CMA Physician Workforce Survey, 2019: National Results by FFS/FP or Other Specialist, Gender, Age, and Province/Territory

Province/Territory	Gender	Age	Specialty	Count
British Columbia	Male	25-34	FFS/FP	123
British Columbia	Female	25-34	FFS/FP	108
British Columbia	Male	35-44	FFS/FP	156
British Columbia	Female	35-44	FFS/FP	141
British Columbia	Male	45-54	FFS/FP	189
British Columbia	Female	45-54	FFS/FP	174
British Columbia	Male	55-64	FFS/FP	222
British Columbia	Female	55-64	FFS/FP	207
British Columbia	Male	65-74	FFS/FP	255
British Columbia	Female	65-74	FFS/FP	240
British Columbia	Male	75+	FFS/FP	288
British Columbia	Female	75+	FFS/FP	273
Alberta	Male	25-34	FFS/FP	98
Alberta	Female	25-34	FFS/FP	83
Alberta	Male	35-44	FFS/FP	131
Alberta	Female	35-44	FFS/FP	116
Alberta	Male	45-54	FFS/FP	164
Alberta	Female	45-54	FFS/FP	149
Alberta	Male	55-64	FFS/FP	197
Alberta	Female	55-64	FFS/FP	182
Alberta	Male	65-74	FFS/FP	230
Alberta	Female	65-74	FFS/FP	215
Alberta	Male	75+	FFS/FP	263
Alberta	Female	75+	FFS/FP	248
Saskatchewan	Male	25-34	FFS/FP	73
Saskatchewan	Female	25-34	FFS/FP	58
Saskatchewan	Male	35-44	FFS/FP	116
Saskatchewan	Female	35-44	FFS/FP	101
Saskatchewan	Male	45-54	FFS/FP	149
Saskatchewan	Female	45-54	FFS/FP	134
Saskatchewan	Male	55-64	FFS/FP	182
Saskatchewan	Female	55-64	FFS/FP	167
Saskatchewan	Male	65-74	FFS/FP	220
Saskatchewan	Female	65-74	FFS/FP	205
Saskatchewan	Male	75+	FFS/FP	253
Saskatchewan	Female	75+	FFS/FP	238
Manitoba	Male	25-34	FFS/FP	58
Manitoba	Female	25-34	FFS/FP	43
Manitoba	Male	35-44	FFS/FP	86
Manitoba	Female	35-44	FFS/FP	71
Manitoba	Male	45-54	FFS/FP	124
Manitoba	Female	45-54	FFS/FP	109
Manitoba	Male	55-64	FFS/FP	152
Manitoba	Female	55-64	FFS/FP	137
Manitoba	Male	65-74	FFS/FP	195
Manitoba	Female	65-74	FFS/FP	180
Manitoba	Male	75+	FFS/FP	233
Manitoba	Female	75+	FFS/FP	218
Ontario	Male	25-34	FFS/FP	143
Ontario	Female	25-34	FFS/FP	128
Ontario	Male	35-44	FFS/FP	186
Ontario	Female	35-44	FFS/FP	171
Ontario	Male	45-54	FFS/FP	224
Ontario	Female	45-54	FFS/FP	209
Ontario	Male	55-64	FFS/FP	272
Ontario	Female	55-64	FFS/FP	257
Ontario	Male	65-74	FFS/FP	320
Ontario	Female	65-74	FFS/FP	305
Ontario	Male	75+	FFS/FP	373
Ontario	Female	75+	FFS/FP	358
Quebec	Male	25-34	FFS/FP	104
Quebec	Female	25-34	FFS/FP	89
Quebec	Male	35-44	FFS/FP	152
Quebec	Female	35-44	FFS/FP	137
Quebec	Male	45-54	FFS/FP	190
Quebec	Female	45-54	FFS/FP	175
Quebec	Male	55-64	FFS/FP	238
Quebec	Female	55-64	FFS/FP	223
Quebec	Male	65-74	FFS/FP	291
Quebec	Female	65-74	FFS/FP	276
Quebec	Male	75+	FFS/FP	344
Quebec	Female	75+	FFS/FP	329
New Brunswick	Male	25-34	FFS/FP	69
New Brunswick	Female	25-34	FFS/FP	54
New Brunswick	Male	35-44	FFS/FP	108
New Brunswick	Female	35-44	FFS/FP	93
New Brunswick	Male	45-54	FFS/FP	146
New Brunswick	Female	45-54	FFS/FP	131
New Brunswick	Male	55-64	FFS/FP	184
New Brunswick	Female	55-64	FFS/FP	169
New Brunswick	Male	65-74	FFS/FP	232
New Brunswick	Female	65-74	FFS/FP	217
New Brunswick	Male	75+	FFS/FP	285
New Brunswick	Female	75+	FFS/FP	270
Nova Scotia	Male	25-34	FFS/FP	54
Nova Scotia	Female	25-34	FFS/FP	39
Nova Scotia	Male	35-44	FFS/FP	88
Nova Scotia	Female	35-44	FFS/FP	73
Nova Scotia	Male	45-54	FFS/FP	126
Nova Scotia	Female	45-54	FFS/FP	111
Nova Scotia	Male	55-64	FFS/FP	154
Nova Scotia	Female	55-64	FFS/FP	139
Nova Scotia	Male	65-74	FFS/FP	197
Nova Scotia	Female	65-74	FFS/FP	182
Nova Scotia	Male	75+	FFS/FP	240
Nova Scotia	Female	75+	FFS/FP	225
Prince Edward Island	Male	25-34	FFS/FP	39
Prince Edward Island	Female	25-34	FFS/FP	24
Prince Edward Island	Male	35-44	FFS/FP	78
Prince Edward Island	Female	35-44	FFS/FP	63
Prince Edward Island	Male	45-54	FFS/FP	102
Prince Edward Island	Female	45-54	FFS/FP	87
Prince Edward Island	Male	55-64	FFS/FP	126
Prince Edward Island	Female	55-64	FFS/FP	111
Prince Edward Island	Male	65-74	FFS/FP	154
Prince Edward Island	Female	65-74	FFS/FP	139
Prince Edward Island	Male	75+	FFS/FP	183
Prince Edward Island	Female	75+	FFS/FP	168
Newfoundland & Labrador	Male	25-34	FFS/FP	24
Newfoundland & Labrador	Female	25-34	FFS/FP	9
Newfoundland & Labrador	Male	35-44	FFS/FP	48
Newfoundland & Labrador	Female	35-44	FFS/FP	33
Newfoundland & Labrador	Male	45-54	FFS/FP	72
Newfoundland & Labrador	Female	45-54	FFS/FP	57
Newfoundland & Labrador	Male	55-64	FFS/FP	96
Newfoundland & Labrador	Female	55-64	FFS/FP	81
Newfoundland & Labrador	Male	65-74	FFS/FP	120
Newfoundland & Labrador	Female	65-74	FFS/FP	105
Newfoundland & Labrador	Male	75+	FFS/FP	144
Newfoundland & Labrador	Female	75+	FFS/FP	129
Northwest Territories	Male	25-34	FFS/FP	12
Northwest Territories	Female	25-34	FFS/FP	3
Northwest Territories	Male	35-44	FFS/FP	24
Northwest Territories	Female	35-44	FFS/FP	15
Northwest Territories	Male	45-54	FFS/FP	36
Northwest Territories	Female	45-54	FFS/FP	27
Northwest Territories	Male	55-64	FFS/FP	48
Northwest Territories	Female	55-64	FFS/FP	39
Northwest Territories	Male	65-74	FFS/FP	60
Northwest Territories	Female	65-74	FFS/FP	45
Northwest Territories	Male	75+	FFS/FP	72
Northwest Territories	Female	75+	FFS/FP	57
Yukon	Male	25-34	FFS/FP	6
Yukon	Female	25-34	FFS/FP	1
Yukon	Male	35-44	FFS/FP	12
Yukon	Female	35-44	FFS/FP	7
Yukon	Male	45-54	FFS/FP	18
Yukon	Female	45-54	FFS/FP	13
Yukon	Male	55-64	FFS/FP	24
Yukon	Female	55-64	FFS/FP	19
Yukon	Male	65-74	FFS/FP	30
Yukon	Female	65-74	FFS/FP	21
Yukon	Male	75+	FFS/FP	36
Yukon	Female	75+	FFS/FP	27
Nunavut	Male	25-34	FFS/FP	3
Nunavut	Female	25-34	FFS/FP	1
Nunavut	Male	35-44	FFS/FP	6
Nunavut	Female	35-44	FFS/FP	3
Nunavut	Male	45-54	FFS/FP	9
Nunavut	Female	45-54	FFS/FP	6
Nunavut	Male	55-64	FFS/FP	12
Nunavut	Female	55-64	FFS/FP	9
Nunavut	Male	65-74	FFS/FP	18
Nunavut	Female	65-74	FFS/FP	13
Nunavut	Male	75+	FFS/FP	24
Nunavut	Female	75+	FFS/FP	18

Q07. Main province/territory of practice

<https://surveys.cma.ca/en/permalink/survey75>

Survey Date: 2019


Full Question: Q07. In what province/territory do you primarily work?

Topic: National licensure

Keywords: Province
Territory
Practice
Work

Response Choices: British Columbia
Alberta
Saskatchewan
Manitoba
Ontario
Quebec
New Brunswick
Nova Scotia
Prince Edward Island
Newfoundland & Labrador
Northwest Territories
Yukon
Nunavut


Documents



e2019_Q7_Practice_Province-e.pdf

 Read PDF

 Download PDF



The table displays national results for the CMA Physician Workforce Survey, 2019, categorized by FPPSP or Other Specialty, Gender, Age, and Provincial/Territorial. It includes columns for various demographic and professional metrics.

Q09. Applying for licensure in another jurisdiction

<https://surveys.cma.ca/en/permalink/survey77>

Survey Date: 2019


Full Question: Q09. Have you ever applied for a licence to practise medicine with a Canadian medical regulatory authority in a province or territory other than where you were first licensed to practise in Canada?

Topic: Access to services
National licensure


Keywords: License
Licensure


Response Choices: Yes
No

Documents



CMA_Survey_Workforce2019_Q9_Licensure-e.pdf

 Read PDF

 Download PDF

Q10. Obstacles to applying for licensure

<https://surveys.cma.ca/en/permalink/survey79>

Survey Date: 2019

Full Question: Q10. What factors did you consider significant obstacles with respect to applying for licensure in another province or territory?

Topic: Access to services
National licensure

Keywords: License
Licensure
Barriers
Practice obstacles

Response Choices: Obtaining credential verification for or from the provincial/territorial regulatory authority
Obtaining letter(s) of good standing from the provincial/territorial regulatory authority
Obtaining reference or character letters
Obtaining police record check
Cost of getting licensed in the other province or territory
Length of the process to obtain a licence in the other province or territory
The overall complexity of the process to obtain a licence
Other, please specify:
There were no significant obstacles

Documents

CMA_Survey_Workforce2019_Q10_Licensure_Obstacles-e.pdf

Read PDF

Download PDF

Thumbnail of a survey results table for Q11. The table title is 'CMA Physician Workforce Survey, 2019: National Results by FFSP or Other Specialty, Gender, Age, and Province/Territory'. It shows data for various specialties, genders, age groups, and provinces/territories.

Q11. Support for national licensure

<https://surveys.cma.ca/en/permalink/survey82>

Survey Date: 2019

Full Question: Q11. How supportive would you be of the implementation of national licensure that would enable practice in all Canadian provinces/territories?

Topic: Access to services
National licensure

Keywords: License
Licensure

Response Choices: Not at all supportive
Not very supportive
No opinion
Somewhat supportive
Very supportive

Documents

Thumbnail of a PDF document. The title is 'CMA_Survey_Workforce2019_Q11_National_Licensure-e.pdf'. Below the thumbnail are two buttons: 'Read PDF' and 'Download PDF'.

CMA_Survey_Workforce2019_Q11_National_Licensure-e.pdf

Read PDF

Download PDF

Q12. Impact of national licensure on physician practices

<https://surveys.cma.ca/en/permalink/survey83>

Survey Date: 2019

Full Question: Q12. If a national licensure system were implemented today, how likely would you be to:

- Highly unlikely
- Somewhat unlikely
- Unsure
- Somewhat likely
- Highly likely

Topic: Access to services
National licensure
Patient care

Keywords: License
Licensure
Changes
Portability
Locum
Virtual care
Rural practice
Access


Response Choices: Seek out locum opportunities in other provinces/ territories
Practise in multiple provinces/territories on an ongoing basis
Provide virtual care (e.g., telemedicine) to patients in other provinces/territories
Practise temporarily in rural/remote areas in other provinces/territories
Participate in further training in another province or territory

Documents

CMA_Survey_Workforce2019_Q12_Impact_National_Licensure-e.pdf

 Read PDF

 Download PDF



Q13. Agreement that national licensure will improve access

<https://surveys.cma.ca/en/permalink/survey85>

Survey Date: 2019

Full Question: Q13. To what extent do you agree that national licensure will improve access to care for Canadians?


Topic: Access to services
National licensure
Patient care


Keywords: License
Licensure
Better
Patients
Access

Response Choices: Strongly disagree
Somewhat disagree
Neither agree nor disagree
Somewhat agree
Strongly agree

Documents

CMA_Survey_Workforce2019_Q13_Agreement_National_Licensure-e.pdf

 Read PDF

 Download PDF

Q17. Electronic tools used by patients

<https://surveys.cma.ca/en/permalink/survey88>

Survey Date: 2019

Full Question: Q17. Which of the following can patients in your practice do?

Topic: Patient care
Electronic records and tools

Keywords: Electronic medical records
EMR
Electronic health record
EHR
Patient notes
Virtual care
Visit
Consult
e-scheduling
Online records
Online prescriptions
email


Response Choices: Request appointments online (i.e. advance access e-scheduling)
Request prescription renewals online
View information from their health record online (e.g. lab test results or immunization history)
Electronically add measurements (e.g. blood pressure readings) to their electronic record
Electronically add text and/or other documentation to their electronic record
Visit with you virtually (i.e. online by video)
Consult with you via email or text message
None of the above
N/A (e.g. hospital practice only)

Documents

CMA_Survey_Workforc
e2019_Q17_Electronic
Tools-e.pdf

 Read PDF

 Download PDF



Thumbnail of a survey results table with columns for 'Region', 'Province/Territory', 'Age Group', and 'Gender'. The table contains numerical data for various categories.

Q14. Provision of patient/clinical care

<https://surveys.cma.ca/en/permalink/survey99>

Survey Date: 2019

Full Question: Q14. Do you provide patient/clinical care (either direct or indirect)?

Topic: Access to services

Patient care

Keywords: Patients

Clinical care

Direct clinical care

Indirect clinical care

Response Choices: Yes

No

Documents



Thumbnail of a survey results table with columns for 'Region', 'Province/Territory', 'Age Group', and 'Gender'. The table contains numerical data for various categories.

CMA_Survey_Workforce2019_Q14_Provision-e.pdf

 Read PDF

 Download PDF

Q16. Electronic tools used by physicians

Thumbnail of a survey results table with columns for Province/Territory, Specialty, Age, and FFS/P. The table contains numerical data for each category.

<https://surveys.cma.ca/en/permalink/survey103>

Survey Date: 2019

Full Question: Q16. Please indicate which of the following electronic tools you use in the care of your patients

Topic: Patient care
Electronic records and tools

Keywords: Electronic medical records
EMR
Electronic health record
EHR
Patient notes

Response Choices: Reminders for patient care
Ordering lab tests
Ordering diagnostic tests
Receipt of hospital visit and discharge information
Clinical decision support tool
Access to list of medications taken by a patient
Warnings for drug interactions
Interface to pharmacy/pharmacist
Access to lab test/diagnostic results
Referral to other physicians
Secure transfer of patient information
Access to provincial/territorial patient information systems
Interface to non-doctor health professionals
An Artificial Intelligence (AI)
None of the above

Documents

Thumbnail of the PDF document cover, showing the same survey results table as the first image.

CMA_Survey_Workforc
e2019_Q16_Electronic_
Tools-e.pdf

Read PDF

Download PDF

Thumbnail of a data table from a CMAA report. The table title is "CMA Physician Workforce Survey, 2019: National Results by FTEP or Other Specialty, Gender, Age, and Practice/Territory". The table has multiple columns and rows of data.

Q18. Providing on-call

<https://surveys.cma.ca/en/permalink/survey104>

Survey Date: 2019

Full Question: Q18. Do you provide on-call services?

Topic: Hours of work and workload
On-call activities
Access to services
Patient care
Oncall

Keywords: On-call service
Workload
Oncall activities
Oncall

Response Choices: Yes
No

Documents

Thumbnail of a PDF document. The document title is "CMA_Survey_Workforce2019_Q18_OnCallHrs-e.pdf". Below the thumbnail are two buttons: "Read PDF" and "Download PDF".

CMA_Survey_Workforce2019_Q18_OnCallHrs-e.pdf

Read PDF

Download PDF

Thumbnail of a data table from a survey report. The table title is "CMA Physician Workforce Survey, 2019: National Results by FPPSP or Other Specialty, Gender, Age, and Province/Territory". The table contains multiple columns of data, including counts and percentages for various categories.

Q19. Average on-call hours

<https://surveys.cma.ca/en/permalink/survey106>

Survey Date: 2019

Full Question: Q19. Estimate your average number of on-call work hours per month:

Topic: Access to services
Hours of work and workload
Patient care
On-call activities
Oncall

Keywords: Oncall
Time
Oncall activities
On-call hours
Workload

Documents

Thumbnail of a PDF document. The document title is "CMA_Survey_Workforce2019_Q19_AvgOnCallHrs-e.pdf". Below the thumbnail are two buttons: "Read PDF" and "Download PDF".

CMA_Survey_Workforce2019_Q19_AvgOnCallHrs-e.pdf

Read PDF

Download PDF

Q20. On-call hours in direct patient care

<https://surveys.cma.ca/en/permalink/survey109>

Survey Date: 2019

Full Question: Q20. Estimate how many of your on-call hours each month are actually spent in direct patient care (e.g., phone, email, face-to-face):

Topic: Access to services
Hours of work and workload
On-call activities
Patient care
Oncall

Keywords: Oncall
On-call hours
Time
Workload

Documents

CMA_Survey_Workforc
e2019_Q20_OnCallHrs
PtCare-e.pdf

 Read PDF

 Download PDF

Q21 & Q22. Work hours

<https://surveys.cma.ca/en/permalink/survey112>

Survey Date: 2019


Full Question: Q21 & Q22. EXCLUDING ON-CALL ACTIVITIES, how many HOURS IN AN AVERAGE WEEK do you usually spend on the following activities? Assume each activity is mutually exclusive for reporting purposes (i.e., if an activity spans two categories, please report hours in only one category).

Topic: Hours of work and workload
 Access to services
 Patient care
 Practice management (e.g., overhead costs, paperwork)
 On-call activities
 Oncall


Keywords: Workload
 Time
 Oncall

Response Choices: Direct patient care without a teaching component, regardless of setting
 Direct patient care with a teaching component, regardless of setting
 Teaching/Education without direct patient care (contact with students/residents, preparation, marking, evaluations, etc.)
 Indirect patient care (charting, reports, phone calls, meeting patients' family, etc.)
 Health facility committees (academic planning committees)
 Administration (i.e., management of university program, chief of staff, department head, Ministry of Health, etc.)
 Research (including management of research and publications)
 Managing your practice (staff, facility, equipment, etc.)
 Continuing medical education/professional development (courses, reading, videos, tapes, seminars, etc.)
 Other
 TOTAL HOURS WORKED PER WEEK

Documents



CMA_Survey_Workforce2019_Q21_Q22Work_hours-e.pdf

 Read PDF

 Download PDF



Q08. Provision of patient/clinical care

<https://surveys.cma.ca/en/permalink/survey15>

Survey Date: 2017

Full Question: Q08. Do you provide patient/clinical care (either direct or indirect)?

Topic: Patient care

Access to services

Keywords: Access to services


Clinical care

Indirect patient care


Patient care


Practice setting

Documents



CMA_Survey_Workforce2017_Q8_PatientCare-e.pdf


 Read PDF

 Download PDF

Q09. Organization of practice (solo, group, etc.)

<https://surveys.cma.ca/en/permalink/survey16>

Survey Date: 2017




Full Question: Q09. How is your MAIN patient care setting organized? Check ONLY ONE. (Note that a solo or group practice could also include another health professional who does not have her/his own caseload).

Topic: Work setting
Patient care
Hospital setting
Collaborative practice


Keywords: Collaborative practice
Group practice
Hospital setting
Interprofessional
Partner
Patient care setting
Practice setting
Solo practice
Team practice
Work setting


Response Choices: Solo practice
Group practice – community based
Interprofessional practice – community based (physician(s) & other health professional(s) who have their own caseloads)
Hospital-based practice


Documents



CMA_Survey_Workforce2017_Q9_OrgSetting-e.pdf

 Read PDF

 Download PDF




Q10. Providing on-call


<https://surveys.cma.ca/en/permalink/survey17>


Survey Date: 2017
Full Question: Q10. Do you provide on-call services?
Topic: Patient care
On-call activities
Hours of work and workload
Keywords: On-call hours
On-call services
Work hours
Oncall
Workload
Oncall activities

Documents



CMA_Survey_Workforce2017_Q10_OnCall-e.pdf

 Read PDF

 Download PDF



Q11. Average on-call hours

<https://surveys.cma.ca/en/permalink/survey18>

Survey Date: 2017

Full Question: Q11. Estimate your average number of on-call work hours per month:

Topic: Patient care
On-call activities
Hours of work and workload


Keywords: On-call hours
Oncall activities
Oncall
On-call services
Work hours
Workload

Documents



CMA_Survey_Workforce2017_Q11_OnCallHours-e.pdf

 Read PDF

 Download PDF



Q12. On-call hours in direct patient care

<https://surveys.cma.ca/en/permalink/survey19>


Survey Date: 2017

Full Question: Q12. Estimate how many of your on-call hours each month are actually spent in direct patient care (e.g., phone, email, face-to-face):


Topic: Patient care
On-call activities
Hours of work and workload


Keywords: Clinical care
On-call services
On-call hours
Oncall
Oncall activities
Patient care
Work hours
Workload

Documents



CMA_Survey_Workforc
e2017_Q12_OnCallHrs
PtCare-e.pdf

 Read PDF

 Download PDF



Q13. Work hours

<https://surveys.cma.ca/en/permalink/survey20>

Survey Date: 2017

Full Question:	Q13. EXCLUDING ON-CALL ACTIVITIES, how many HOURS IN AN AVERAGE WEEK do you usually spend on the following activities? Assume each activity is mutually exclusive for reporting purposes.
Topic:	Patient care On-call activities Practice management (e.g., overhead costs, paperwork) Hours of work and workload
Keywords:	Administrative duties Committee work Indirect patient care On-call services Patient care Practice management Continuing medication education (CME) Research Teaching Work hours Oncall Oncall activities Workload
Response Choices:	Direct patient care without a teaching component, regardless of setting Direct patient care with a teaching component, regardless of setting Teaching/Education without direct patient care (contact with students/residents, preparation, marking, evaluations, etc.) Indirect patient care (charting, reports, phone calls, meeting patients' family, etc.) Health facility committees (academic planning committees) Administration (i.e., management of university program, chief of staff, department head, Ministry of Health, etc.) Research (including management of research and publications) Managing your practice (staff, facility, equipment, etc.) Continuing medical education/professional development (courses, reading, videos, tapes, seminars, etc.)

Documents



CMA_Survey_Workforc
e2017_Q13_WorkHrs-
e.pdf

 Read PDF

 Download PDF