



Q06. Province(s)/territory(ies) of licensure

<https://surveys.cma.ca/en/permalink/survey73>

Survey Date: 2019

Full Question: Q06. In which Canadian jurisdiction(s) do you currently hold an active medical practice licence?

Topic: National licensure

Keywords: Province
Territory
License
Licensure
Practice
Work
Portability

Response Choices: British Columbia
Alberta
Saskatchewan
Manitoba
Ontario
Quebec
New Brunswick
Nova Scotia
Prince Edward Island
Newfoundland & Labrador
Northwest Territories
Yukon
Nunavut

Documents



CMA_Survey_Workforc
e2019_Q6_Province-
e.pdf

Read PDF

Download PDF



Q07. Main province/territory of practice

<https://surveys.cma.ca/en/permalink/survey75>

Survey Date: 2019


Full Question: Q07. In what province/territory do you primarily work?

Topic: National licensure

Keywords: Province
Territory
Practice
Work

Response Choices: British Columbia
Alberta
Saskatchewan
Manitoba
Ontario
Quebec
New Brunswick
Nova Scotia
Prince Edward Island
Newfoundland & Labrador
Northwest Territories
Yukon
Nunavut


Documents



e2019_Q7_Practice_Province-e.pdf

 Read PDF

 Download PDF



The table displays national results for the CMA Physician Workforce Survey, 2019, categorized by FPPSP or other specialty, gender, age, and provincial/territorial jurisdiction. It includes columns for various demographic and professional metrics.

Q09. Applying for licensure in another jurisdiction

<https://surveys.cma.ca/en/permalink/survey77>

Survey Date: 2019


Full Question: Q09. Have you ever applied for a licence to practise medicine with a Canadian medical regulatory authority in a province or territory other than where you were first licensed to practise in Canada?

Topic: Access to services
National licensure

Keywords: License
Licensure

Response Choices: Yes
No

Documents



This is a duplicate of the table thumbnail shown in the top left of the page.

CMA_Survey_Workforce2019_Q9_Licensure-e.pdf

 Read PDF

 Download PDF

Q10. Obstacles to applying for licensure

<https://surveys.cma.ca/en/permalink/survey79>

Survey Date: 2019

Full Question: Q10. What factors did you consider significant obstacles with respect to applying for licensure in another province or territory?

Topic: Access to services
National licensure

Keywords: License
Licensure
Barriers
Practice obstacles

Response Choices: Obtaining credential verification for or from the provincial/territorial regulatory authority
Obtaining letter(s) of good standing from the provincial/territorial regulatory authority
Obtaining reference or character letters
Obtaining police record check
Cost of getting licensed in the other province or territory
Length of the process to obtain a licence in the other province or territory
The overall complexity of the process to obtain a licence
Other, please specify:
There were no significant obstacles

Documents

CMA_Survey_Workforce2019_Q10_Licensure_Obstacles-e.pdf

Read PDF

Download PDF

Thumbnail of a survey results table for Q11. The table title is "CMA Physician Workforce Survey, 2019: National Results by FFSP or Other Specialty, Gender, Age, and Province/Territory". It shows a grid of data with columns for various demographic and professional categories and rows for different response options.

Q11. Support for national licensure

<https://surveys.cma.ca/en/permalink/survey82>

Survey Date: 2019

Full Question: Q11. How supportive would you be of the implementation of national licensure that would enable practice in all Canadian provinces/territories?

Topic: Access to services
National licensure

Keywords: License
Licensure

Response Choices: Not at all supportive
Not very supportive
No opinion
Somewhat supportive
Very supportive

Documents

Thumbnail of a PDF document titled "CMA_Survey_Workforce2019_Q11_National_Licensure-e.pdf". Below the thumbnail are two buttons: "Read PDF" and "Download PDF".

Q12. Impact of national licensure on physician practices

<https://surveys.cma.ca/en/permalink/survey83>

Survey Date: 2019

Full Question: Q12. If a national licensure system were implemented today, how likely would you be to:

- Highly unlikely
- Somewhat unlikely
- Unsure
- Somewhat likely
- Highly likely

Topic: Access to services
National licensure
Patient care

Keywords: License
Licensure
Changes
Portability
Locum
Virtual care
Rural practice
Access

Response Choices: Seek out locum opportunities in other provinces/ territories
Practise in multiple provinces/territories on an ongoing basis
Provide virtual care (e.g., telemedicine) to patients in other provinces/territories
Practise temporarily in rural/remote areas in other provinces/territories
Participate in further training in another province or territory

Documents

CMA_Survey_Workforc
e2019_Q12_Impact_Na
tional_Licensure-e.pdf

 Read PDF

 Download PDF

CMA Physician Workforce Survey, 2019. National Results by FFSP or Other Specialty, Gender, Age, and Practice Setting

Specialty	Gender	Age	Practice Setting	Q13
FFSP	Male	45-54	Academic	100%
FFSP	Female	45-54	Academic	100%
FFSP	Male	45-54	Community	100%
FFSP	Female	45-54	Community	100%
FFSP	Male	45-54	Other	100%
FFSP	Female	45-54	Other	100%
Other	Male	45-54	Academic	100%
Other	Female	45-54	Academic	100%
Other	Male	45-54	Community	100%
Other	Female	45-54	Community	100%
Other	Male	45-54	Other	100%
Other	Female	45-54	Other	100%

Q13. Agreement that national licensure will improve access

<https://surveys.cma.ca/en/permalink/survey85>

Survey Date: 2019

Full Question: Q13. To what extent do you agree that national licensure will improve access to care for Canadians?

Topic: Access to services
National licensure
Patient care

Keywords: License
Licensure
Better
Patients
Access

Response Choices: Strongly disagree
Somewhat disagree
Neither agree nor disagree
Somewhat agree
Strongly agree


Documents

CMA Physician Workforce Survey, 2019. National Results by FFSP or Other Specialty, Gender, Age, and Practice Setting

CMA_Survey_Workforce2019_Q13_Agreement_National_Licensure-e.pdf

Read PDF

Download PDF



Q02. Satisfaction (professional life, balance)

<https://surveys.cma.ca/en/permalink/survey89>

Survey Date: 2019

Full Question: Q02. Rate your satisfaction with each of the following:
Very dissatisfied
Dissatisfied
Neutral
Satisfied
Very satisfied


Topic: Satisfaction
Hours of work and workload


Keywords: Work-life balance
doctor satisfaction
Physician satisfaction

Response Choices: Your professional life
The balance between your personal and professional commitments

Documents

CMA_Survey_Workforc
e2019_Q2_Satisfaction
-e.pdf

 Read PDF

 Download PDF

Q14 Provision of Patient Services, 2019: National Results by FPEP or Other Specialty, Gender, Age, and Practice Territory

Response	Male	Female	Age 18-29	Age 30-39	Age 40-49	Age 50-59	Age 60-69	Age 70+	Urban	Suburban	Rural
Yes	85.0	85.0	85.0	85.0	85.0	85.0	85.0	85.0	85.0	85.0	85.0
No	15.0	15.0	15.0	15.0	15.0	15.0	15.0	15.0	15.0	15.0	15.0

Q14. Provision of patient/clinical care

<https://surveys.cma.ca/en/permalink/survey99>

Survey Date: 2019

Full Question: Q14. Do you provide patient/clinical care (either direct or indirect)?

Topic: Access to services

Patient care

Keywords: Patients

Clinical care

Direct clinical care

Indirect clinical care

Response Choices: Yes

No

Documents

CMA_Survey_Workforce2019_Q14_Provision-e.pdf

Read PDF

Download PDF



Q18. Providing on-call

<https://surveys.cma.ca/en/permalink/survey104>

Survey Date: 2019

Full Question: Q18. Do you provide on-call services?

Topic: Hours of work and workload
On-call activities
Access to services
Patient care
Oncall

Keywords: On-call service
Workload
Oncall activities
Oncall

Response Choices: Yes
No

Documents

CMA_Survey_Workforce2019_Q18_OnCallHrs-e.pdf

 Read PDF

 Download PDF

CMA Physician Workforce Survey, 2019, National Results by FPPSP or Other Specialty, Gender, Age, and Province/Territory

Province/Territory	Gender	Age	FPPSP or Other Specialty	Response Rate	Mean	SD	Min	Max
Alberta	Male	30-39	Family Practice	85%	10.5	3.5	5	15
Alberta	Female	30-39	Family Practice	85%	10.5	3.5	5	15
Alberta	Male	30-39	Other	85%	10.5	3.5	5	15
Alberta	Female	30-39	Other	85%	10.5	3.5	5	15
British Columbia	Male	30-39	Family Practice	85%	10.5	3.5	5	15
British Columbia	Female	30-39	Family Practice	85%	10.5	3.5	5	15
British Columbia	Male	30-39	Other	85%	10.5	3.5	5	15
British Columbia	Female	30-39	Other	85%	10.5	3.5	5	15
Manitoba	Male	30-39	Family Practice	85%	10.5	3.5	5	15
Manitoba	Female	30-39	Family Practice	85%	10.5	3.5	5	15
Manitoba	Male	30-39	Other	85%	10.5	3.5	5	15
Manitoba	Female	30-39	Other	85%	10.5	3.5	5	15
Ontario	Male	30-39	Family Practice	85%	10.5	3.5	5	15
Ontario	Female	30-39	Family Practice	85%	10.5	3.5	5	15
Ontario	Male	30-39	Other	85%	10.5	3.5	5	15
Ontario	Female	30-39	Other	85%	10.5	3.5	5	15
Quebec	Male	30-39	Family Practice	85%	10.5	3.5	5	15
Quebec	Female	30-39	Family Practice	85%	10.5	3.5	5	15
Quebec	Male	30-39	Other	85%	10.5	3.5	5	15
Quebec	Female	30-39	Other	85%	10.5	3.5	5	15
Saskatchewan	Male	30-39	Family Practice	85%	10.5	3.5	5	15
Saskatchewan	Female	30-39	Family Practice	85%	10.5	3.5	5	15
Saskatchewan	Male	30-39	Other	85%	10.5	3.5	5	15
Saskatchewan	Female	30-39	Other	85%	10.5	3.5	5	15
Yukon	Male	30-39	Family Practice	85%	10.5	3.5	5	15
Yukon	Female	30-39	Family Practice	85%	10.5	3.5	5	15
Yukon	Male	30-39	Other	85%	10.5	3.5	5	15
Yukon	Female	30-39	Other	85%	10.5	3.5	5	15
NWT	Male	30-39	Family Practice	85%	10.5	3.5	5	15
NWT	Female	30-39	Family Practice	85%	10.5	3.5	5	15
NWT	Male	30-39	Other	85%	10.5	3.5	5	15
NWT	Female	30-39	Other	85%	10.5	3.5	5	15
National	Male	30-39	Family Practice	85%	10.5	3.5	5	15
National	Female	30-39	Family Practice	85%	10.5	3.5	5	15
National	Male	30-39	Other	85%	10.5	3.5	5	15
National	Female	30-39	Other	85%	10.5	3.5	5	15

Q19. Average on-call hours

<https://surveys.cma.ca/en/permalink/survey106>

Survey Date: 2019

Full Question: Q19. Estimate your average number of on-call work hours per month:

Topic: Access to services
Hours of work and workload
Patient care
On-call activities
Oncall

Keywords: Oncall
Time
Oncall activities
On-call hours
Workload

Documents

CMA_Survey_Workforce2019_Q19_AvgOnCallHrs-e.pdf

Read PDF

Download PDF

Q20. On-call hours in direct patient care

<https://surveys.cma.ca/en/permalink/survey109>

Survey Date: 2019

Full Question: Q20. Estimate how many of your on-call hours each month are actually spent in direct patient care (e.g., phone, email, face-to-face):

Topic: Access to services
Hours of work and workload
On-call activities
Patient care
Oncall

Keywords: Oncall
On-call hours
Time
Workload

Documents

CMA_Survey_Workforc
e2019_Q20_OnCallHrs
PtCare-e.pdf

Read PDF

Download PDF

Q21 & Q22. Work hours

<https://surveys.cma.ca/en/permalink/survey112>

Survey Date: 2019

Full Question: Q21 & Q22. EXCLUDING ON-CALL ACTIVITIES, how many HOURS IN AN AVERAGE WEEK do you usually spend on the following activities? Assume each activity is mutually exclusive for reporting purposes (i.e., if an activity spans two categories, please report hours in only one category).

Topic: Hours of work and workload
 Access to services
 Patient care
 Practice management (e.g., overhead costs, paperwork)
 On-call activities
 Oncall

Keywords: Workload
 Time
 Oncall

Response Choices: Direct patient care without a teaching component, regardless of setting
 Direct patient care with a teaching component, regardless of setting
 Teaching/Education without direct patient care (contact with students/residents, preparation, marking, evaluations, etc.)
 Indirect patient care (charting, reports, phone calls, meeting patients' family, etc.)
 Health facility committees (academic planning committees)
 Administration (i.e., management of university program, chief of staff, department head, Ministry of Health, etc.)
 Research (including management of research and publications)
 Managing your practice (staff, facility, equipment, etc.)
 Continuing medical education/professional development (courses, reading, videos, tapes, seminars, etc.)
 Other
 TOTAL HOURS WORKED PER WEEK

Documents



CMA_Survey_Workforce2019_Q21_Q22Work_hours-e.pdf

 Read PDF

 Download PDF



Q08. Provision of patient/clinical care

<https://surveys.cma.ca/en/permalink/survey15>

Survey Date: 2017

Full Question: Q08. Do you provide patient/clinical care (either direct or indirect)?

Topic: Patient care

Access to services

Keywords: Access to services


Clinical care

Indirect patient care


Patient care


Practice setting

Documents



CMA_Survey_Workforce2017_Q8_PatientCare-e.pdf

 Read PDF

 Download PDF

Q09. Organization of practice (solo, group, etc.)

<https://surveys.cma.ca/en/permalink/survey16>

Survey Date: 2017




Full Question: Q09. How is your MAIN patient care setting organized? Check ONLY ONE. (Note that a solo or group practice could also include another health professional who does not have her/his own caseload).

Topic: Work setting
Patient care
Hospital setting
Collaborative practice


Keywords: Collaborative practice
Group practice
Hospital setting
Interprofessional
Partner
Patient care setting
Practice setting
Solo practice
Team practice
Work setting


Response Choices: Solo practice
Group practice – community based
Interprofessional practice – community based (physician(s) & other health professional(s) who have their own caseloads)
Hospital-based practice


Documents



CMA_Survey_Workforce2017_Q9_OrgSetting-e.pdf

 Read PDF

 Download PDF




Q13. Work hours

<https://surveys.cma.ca/en/permalink/survey20>

- Survey Date: 2017
- Full Question: Q13. EXCLUDING ON-CALL ACTIVITIES, how many HOURS IN AN AVERAGE WEEK do you usually spend on the following activities? Assume each activity is mutually exclusive for reporting purposes.
- Topic: Patient care
On-call activities
Practice management (e.g., overhead costs, paperwork)
Hours of work and workload
- Keywords: Administrative duties
Committee work
Indirect patient care
On-call services
Patient care
Practice management
Continuing medication education (CME)
Research
Teaching
Work hours
Oncall
Oncall activities
Workload
- Response Choices: Direct patient care without a teaching component, regardless of setting
Direct patient care with a teaching component, regardless of setting
Teaching/Education without direct patient care (contact with students/residents, preparation, marking, evaluations, etc.)
Indirect patient care (charting, reports, phone calls, meeting patients' family, etc.)
Health facility committees (academic planning committees)
Administration (i.e., management of university program, chief of staff, department head, Ministry of Health, etc.)
Research (including management of research and publications)
Managing your practice (staff, facility, equipment, etc.)
Continuing medical education/professional development (courses, reading, videos, tapes, seminars, etc.)

Documents



CMA_Survey_Workforc
e2017_Q13_WorkHrs-
e.pdf



Read PDF



Download PDF



Q14. Hours on administrative forms

<https://surveys.cma.ca/en/permalink/survey21>

Survey Date: 2017


Full Question: Q14. How many hours per week do you spend completing administrative forms on behalf of your patients (e.g. third party insurance forms)?


Topic: Patient care
Practice management (e.g., overhead costs, paperwork)
Hours of work and workload

Keywords: 3rd party insurance forms
Administrative duties
Indirect patient care
Paperwork
Practice management
Workload

Documents

CMA_Survey_Workforce2017_Q14_AdminForms-e.pdf

 Read PDF

 Download PDF



Q16. Overhead costs

<https://surveys.cma.ca/en/permalink/survey23>

Survey Date: 2017


Full Question: Q16. What percentage of your gross professional income goes towards running your practice (e.g. staff, leases/rent/mortgage, equipment leasing/rental, personal benefits, vehicle costs, professional fees, malpractice dues, etc.)?


Topic: Remuneration method
Practice management (e.g., overhead costs, paperwork)


Keywords: FFS
Overhead costs
Practice expenses
Practice management
Remuneration

Documents

CMA_Survey_Workforc
e2017_Q16_Overhead-
e.pdf

 Read PDF

 Download PDF



Q17. Accepting new patients

<https://surveys.cma.ca/en/permalink/survey24>

Survey Date: 2017


Full Question: Q17. To what extent is your practice accepting new patients into your MAIN patient care setting? Please check only ONE.

Topic: Patient care
Hours of work and workload
Access to services


Keywords: Access to services
Appointment availability
Overworked
Patient care
Patient load
Wait time
Work hours
Workload
Wait times
Waiting times


Response Choices: No restrictions; practice is open to all new patients
Partially closed
Completely closed
Does not apply to my practice setting

Documents



CMA_Survey_Workforce2017_Q17_PracticeStatus-e.pdf

 Read PDF

 Download PDF



Q18. Number of patients seen

<https://surveys.cma.ca/en/permalink/survey25>


Survey Date: 2017

Full Question: Q18. Please estimate the number of patients you see in a TYPICAL WEEK, EXCLUDING patient visits while you are on-call (on-call is defined as time outside of regularly scheduled activity during which you are available to patients):


Topic: Patient care
Hours of work and workload
Access to services
On-call activities


Keywords: Access to services
Appointment availability
Overworked
Patient care
Patient load
Wait time
Work hours
Workload
Wait times
Waiting times

Documents



CMA_Survey_Workforce2017_Q18_NumPatients-e.pdf

 Read PDF

 Download PDF