

Q09. Applying for licensure in another jurisdiction

<https://surveys.cma.ca/en/permalink/survey77>

Survey Date: 2019


Full Question: Q09. Have you ever applied for a licence to practise medicine with a Canadian medical regulatory authority in a province or territory other than where you were first licensed to practise in Canada?

Topic: Access to services
National licensure


Keywords: License
Licensure


Response Choices: Yes
No


Documents



CMA_Survey_Workforce2019_Q9_Licensure-e.pdf

 Read PDF

 Download PDF



Q10. Obstacles to applying for licensure

<https://surveys.cma.ca/en/permalink/survey79>

Survey Date: 2019


Full Question: Q10. What factors did you consider significant obstacles with respect to applying for licensure in another province or territory?

Topic: Access to services
National licensure


Keywords: License
Licensure
Barriers
Practice obstacles


Response Choices: Obtaining credential verification for or from the provincial/territorial regulatory authority
Obtaining letter(s) of good standing from the provincial/territorial regulatory authority
Obtaining reference or character letters
Obtaining police record check
Cost of getting licensed in the other province or territory
Length of the process to obtain a licence in the other province or territory
The overall complexity of the process to obtain a licence
Other, please specify:
There were no significant obstacles

Documents



CMA_Survey_Workforce2019_Q10_Licensure_Obstacles-e.pdf

 Read PDF

 Download PDF

This is a thumbnail of a survey results table. The title is "CMA Physician Workforce Survey, 2019: Subtotal Results by FFS/P or Other Specialist, Gender, Age, and Province/Territory". The table has multiple columns and rows, with a header row in blue. The data is organized into several sections, likely corresponding to different demographic and professional categories.

Q11. Support for national licensure

<https://surveys.cma.ca/en/permalink/survey82>

Survey Date: 2019

Full Question: Q11. How supportive would you be of the implementation of national licensure that would enable practice in all Canadian provinces/territories?

Topic: Access to services
National licensure

Keywords: License
Licensure

Response Choices: Not at all supportive
Not very supportive
No opinion
Somewhat supportive
Very supportive

Documents

This is a thumbnail of a survey results table, identical to the one in the top left. It shows the title "CMA Physician Workforce Survey, 2019: Subtotal Results by FFS/P or Other Specialist, Gender, Age, and Province/Territory" and a table with multiple columns and rows.

CMA_Survey_Workforce2019_Q11_National_Licensure-e.pdf

Read PDF

Download PDF

This is a thumbnail of a survey results table. The title is "CMA Physician Workforce Survey, 2019: Subtotal Results by FFS/P or Other Specialist, Gender, Age, and Province/Territory". The table has multiple columns and rows, with a header row in blue. The data is organized into several sections, likely corresponding to different demographic and professional categories.

Q12. Impact of national licensure on physician practices

<https://surveys.cma.ca/en/permalink/survey83>

Survey Date: 2019


Full Question: Q12. If a national licensure system were implemented today, how likely would you be to:
Highly unlikely
Somewhat unlikely
Unsure
Somewhat likely
Highly likely

Topic: Access to services
National licensure
Patient care

Keywords: License
Licensure
Changes
Portability
Locum
Virtual care
Rural practice
Access

Response Choices: Seek out locum opportunities in other provinces/ territories
Practise in multiple provinces/territories on an ongoing basis
Provide virtual care (e.g., telemedicine) to patients in other provinces/territories
Practise temporarily in rural/remote areas in other provinces/territories
Participate in further training in another province or territory


Documents



CMA_Survey_Workforc
e2019_Q12_Impact_Na
tional_Licensure-e.pdf

 Read PDF

 Download PDF



Q13. Agreement that national licensure will improve access

<https://surveys.cma.ca/en/permalink/survey85>

Survey Date: 2019

Full Question: Q13. To what extent do you agree that national licensure will improve access to care for Canadians?


Topic: Access to services
National licensure
Patient care


Keywords: License
Licensure
Better
Patients
Access

Response Choices: Strongly disagree
Somewhat disagree
Neither agree nor disagree
Somewhat agree
Strongly agree

Documents

CMA_Survey_Workforce2019_Q13_Agreement_National_Licensure-e.pdf

 Read PDF

 Download PDF

Q17. Electronic tools used by patients

<https://surveys.cma.ca/en/permalink/survey88>

Survey Date: 2019

Full Question: Q17. Which of the following can patients in your practice do?

Topic: Patient care
Electronic records and tools

Keywords: Electronic medical records
EMR
Electronic health record
EHR
Patient notes
Virtual care
Visit
Consult
e-scheduling
Online records
Online prescriptions
email


Response Choices: Request appointments online (i.e. advance access e-scheduling)
Request prescription renewals online
View information from their health record online (e.g. lab test results or immunization history)
Electronically add measurements (e.g. blood pressure readings) to their electronic record
Electronically add text and/or other documentation to their electronic record
Visit with you virtually (i.e. online by video)
Consult with you via email or text message
None of the above
N/A (e.g. hospital practice only)

Documents

CMA_Survey_Workforc
e2019_Q17_Electronic
Tools-e.pdf

 Read PDF

 Download PDF




Q02. Satisfaction (professional life, balance)


<https://surveys.cma.ca/en/permalink/survey89>

Survey Date:	2019
Full Question:	Q02. Rate your satisfaction with each of the following: Very dissatisfied Dissatisfied Neutral Satisfied Very satisfied
Topic:	Satisfaction Hours of work and workload
Keywords:	Work-life balance doctor satisfaction Physician satisfaction
Response Choices:	Your professional life The balance between your personal and professional commitments

Documents

CMA_Survey_Workforce2019_Q2_Satisfaction-e.pdf

 Read PDF

 Download PDF

Province	Response	Count	Percentage
Alberta	Yes	10	100%
Alberta	No	0	0%
British Columbia	Yes	10	100%
British Columbia	No	0	0%
Manitoba	Yes	10	100%
Manitoba	No	0	0%
Ontario	Yes	10	100%
Ontario	No	0	0%
Quebec	Yes	10	100%
Quebec	No	0	0%
Saskatchewan	Yes	10	100%
Saskatchewan	No	0	0%
Yukon	Yes	10	100%
Yukon	No	0	0%
Nunavut	Yes	10	100%
Nunavut	No	0	0%
Total	Yes	100	100%
Total	No	0	0%

Q14. Provision of patient/clinical care

<https://surveys.cma.ca/en/permalink/survey99>

Survey Date: 2019

Full Question: Q14. Do you provide patient/clinical care (either direct or indirect)?

Topic: Access to services

Patient care

Keywords: Patients

Clinical care

Direct clinical care

Indirect clinical care

Response Choices: Yes

No

Documents

CMA_Survey_Workforc
e2019_Q14_Provision-
e.pdf

Read PDF

Download PDF

Province	Response	Count	Percentage
Alberta	Hospital setting	10	100%
Alberta	Work setting	0	0%
British Columbia	Hospital setting	10	100%
British Columbia	Work setting	0	0%
Manitoba	Hospital setting	10	100%
Manitoba	Work setting	0	0%
Ontario	Hospital setting	10	100%
Ontario	Work setting	0	0%
Quebec	Hospital setting	10	100%
Quebec	Work setting	0	0%
Saskatchewan	Hospital setting	10	100%
Saskatchewan	Work setting	0	0%
Yukon	Hospital setting	10	100%
Yukon	Work setting	0	0%
Nunavut	Hospital setting	10	100%
Nunavut	Work setting	0	0%
Total	Hospital setting	100	100%
Total	Work setting	0	0%

Q15. Work Setting

<https://surveys.cma.ca/en/permalink/survey100>

Survey Date: 2019


Full Question: Q15. Which of the following is your primary work setting?

Topic: Hospital setting


Work setting


- Keywords: Where do physicians work?
Location
Work setting
Physician setting
- Response Choices: Private office/clinic (excluding free standing walk-in clinics)
Community clinic/Community health centre
Free-standing walk-in clinic
Academic health sciences centre (AHSC)
Non-AHSC teaching hospital
Community hospital
Other hospital
Emergency department (in community hospital or AHSC)
Nursing home/ Long term care facility / Seniors' residence
University
Research Unit
Free-standing lab/diagnostic clinic
Administrative office / Corporate Office
Other

Documents



CMA_Survey_Workforce2019_Q15_Work_Setting-e.pdf

 Read PDF

 Download PDF

Q16. Electronic tools used by physicians

<https://surveys.cma.ca/en/permalink/survey103>

Survey Date: 2019

Full Question: Q16. Please indicate which of the following electronic tools you use in the care of your patients

Topic: Patient care
Electronic records and tools

Keywords: Electronic medical records
EMR
Electronic health record
EHR
Patient notes

Response Choices: Reminders for patient care
Ordering lab tests
Ordering diagnostic tests
Receipt of hospital visit and discharge information
Clinical decision support tool
Access to list of medications taken by a patient
Warnings for drug interactions
Interface to pharmacy/pharmacist
Access to lab test/diagnostic results
Referral to other physicians
Secure transfer of patient information
Access to provincial/territorial patient information systems
Interface to non-doctor health professionals
An Artificial Intelligence (AI)
None of the above

Documents

CMA_Survey_Workforc
e2019_Q16_Electronic_
Tools-e.pdf

Read PDF

Download PDF

CMA Physician Workforce Survey, 2019: National Results by FRSIP or Other Specialty, Gender, Age, and Province/Territory

Specialty	Gender	Age	Province/Territory	Value
FRSIP	Male	35-44	AB	11.0
FRSIP	Male	35-44	BC	11.0
FRSIP	Male	35-44	MB	11.0
FRSIP	Male	35-44	ON	11.0
FRSIP	Male	35-44	QC	11.0
FRSIP	Male	35-44	SK	11.0
FRSIP	Male	35-44	NT	11.0
FRSIP	Male	35-44	YT	11.0
FRSIP	Male	35-44	NU	11.0
FRSIP	Male	35-44	Other	11.0
FRSIP	Female	35-44	AB	11.0
FRSIP	Female	35-44	BC	11.0
FRSIP	Female	35-44	MB	11.0
FRSIP	Female	35-44	ON	11.0
FRSIP	Female	35-44	QC	11.0
FRSIP	Female	35-44	SK	11.0
FRSIP	Female	35-44	NT	11.0
FRSIP	Female	35-44	YT	11.0
FRSIP	Female	35-44	NU	11.0
FRSIP	Female	35-44	Other	11.0

Q18. Providing on-call

<https://surveys.cma.ca/en/permalink/survey104>

Survey Date: 2019

Full Question: Q18. Do you provide on-call services?

Topic: Hours of work and workload
On-call activities
Access to services
Patient care
Oncall

Keywords: On-call service
Workload
Oncall activities
Oncall

Response Choices: Yes
No

Documents

CMA_Survey_Workforce2019_Q18_OnCallHrs-e.pdf

Read PDF

Download PDF

Thumbnail of a data table from a survey report. The table title is "CMA Physician Workforce Survey, 2019: National Results by FPPSP or Other Specialty, Gender, Age, and Practice/Territory". The table contains multiple columns of data, including percentages and counts, organized by specialty and demographic factors.

Q19. Average on-call hours

<https://surveys.cma.ca/en/permalink/survey106>

Survey Date: 2019

Full Question: Q19. Estimate your average number of on-call work hours per month:

Topic: Access to services
Hours of work and workload
Patient care
On-call activities
Oncall

Keywords: Oncall
Time
Oncall activities
On-call hours
Workload

Documents

Thumbnail of a PDF document. The document title is "CMA_Survey_Workforce2019_Q19_AvgOnCallHrs-e.pdf". Below the thumbnail are two buttons: "Read PDF" and "Download PDF".

CMA_Survey_Workforce2019_Q19_AvgOnCallHrs-e.pdf

Read PDF

Download PDF

Q20. On-call hours in direct patient care

<https://surveys.cma.ca/en/permalink/survey109>

Survey Date: 2019

Full Question: Q20. Estimate how many of your on-call hours each month are actually spent in direct patient care (e.g., phone, email, face-to-face):

Topic: Access to services
Hours of work and workload
On-call activities
Patient care
Oncall

Keywords: Oncall
On-call hours
Time
Workload

Documents

CMA_Survey_Workforc
e2019_Q20_OnCallHrs
PtCare-e.pdf

Read PDF

Download PDF

Q21 & Q22. Work hours

<https://surveys.cma.ca/en/permalink/survey112>

Survey Date: 2019


Full Question: Q21 & Q22. EXCLUDING ON-CALL ACTIVITIES, how many HOURS IN AN AVERAGE WEEK do you usually spend on the following activities? Assume each activity is mutually exclusive for reporting purposes (i.e., if an activity spans two categories, please report hours in only one category).

Topic: Hours of work and workload
 Access to services
 Patient care
 Practice management (e.g., overhead costs, paperwork)
 On-call activities
 Oncall


Keywords: Workload
 Time
 Oncall

Response Choices: Direct patient care without a teaching component, regardless of setting
 Direct patient care with a teaching component, regardless of setting
 Teaching/Education without direct patient care (contact with students/residents, preparation, marking, evaluations, etc.)
 Indirect patient care (charting, reports, phone calls, meeting patients' family, etc.)
 Health facility committees (academic planning committees)
 Administration (i.e., management of university program, chief of staff, department head, Ministry of Health, etc.)
 Research (including management of research and publications)
 Managing your practice (staff, facility, equipment, etc.)
 Continuing medical education/professional development (courses, reading, videos, tapes, seminars, etc.)
 Other
 TOTAL HOURS WORKED PER WEEK

Documents



CMA_Survey_Workforce2019_Q21_Q22Work_hours-e.pdf

 Read PDF

 Download PDF