

## Q12. Impact of national licensure on physician practices

<https://surveys.cma.ca/en/permalink/survey83>

Survey Date: 2019


Full Question: Q12. If a national licensure system were implemented today, how likely would you be to:  
 Highly unlikely  
 Somewhat unlikely  
 Unsure  
 Somewhat likely  
 Highly likely

Topic: Access to services  
 National licensure  
 Patient care

Keywords: License  
 Licensure  
 Changes  
 Portability  
 Locum  
 Virtual care  
 Rural practice  
 Access

Response Choices: Seek out locum opportunities in other provinces/ territories  
 Practise in multiple provinces/territories on an ongoing basis  
 Provide virtual care (e.g., telemedicine) to patients in other provinces/territories  
 Practise temporarily in rural/remote areas in other provinces/territories  
 Participate in further training in another province or territory


### Documents



CMA\_Survey\_Workforce2019\_Q12\_Impact\_National\_Licensure-e.pdf

 Read PDF

 Download PDF



## Q13. Agreement that national licensure will improve access

<https://surveys.cma.ca/en/permalink/survey85>

Survey Date: 2019

Full Question: Q13. To what extent do you agree that national licensure will improve access to care for Canadians?

Topic: Access to services  
National licensure  
Patient care


Keywords: License  
Licensure  
Better  
Patients  
Access


Response Choices: Strongly disagree  
Somewhat disagree  
Neither agree nor disagree  
Somewhat agree  
Strongly agree

### Documents

---

CMA\_Survey\_Workforc  
e2019\_Q13\_Agreement  
\_National\_Licensure-  
e.pdf

 Read PDF

 Download PDF

## Q17. Electronic tools used by patients

# <https://surveys.cma.ca/en/permalink/survey88>

Survey Date: 2019

Full Question: Q17. Which of the following can patients in your practice do?

Topic: Patient care  
Electronic records and tools

Keywords: Electronic medical records  
EMR  
Electronic health record  
EHR  
Patient notes  
Virtual care  
Visit  
Consult  
e-scheduling  
Online records  
Online prescriptions  
email

Response Choices: Request appointments online (i.e. advance access e-scheduling)  
Request prescription renewals online  
View information from their health record online (e.g. lab test results or immunization history)  
Electronically add measurements (e.g. blood pressure readings) to their electronic record  
Electronically add text and/or other documentation to their electronic record  
Visit with you virtually (i.e. online by video)  
Consult with you via email or text message  
None of the above  
N/A (e.g. hospital practice only)


## Documents

---

CMA\_Survey\_Workforc  
e2019\_Q17\_Electronic  
Tools-e.pdf

 Read PDF

 Download PDF



## Q02. Satisfaction (professional life, balance)

<https://surveys.cma.ca/en/permalink/survey89>

Survey Date: 2019

Full Question: Q02. Rate your satisfaction with each of the following:  
Very dissatisfied  
Dissatisfied  
Neutral  
Satisfied  
Very satisfied

Topic: Satisfaction  
Hours of work and workload


Keywords: Work-life balance  
doctor satisfaction  
Physician satisfaction


Response Choices: Your professional life  
The balance between your personal and professional commitments

### Documents

---

CMA\_Survey\_Workforc  
e2019\_Q2\_Satisfaction  
-e.pdf

 Read PDF

 Download PDF

Q14 Provision of Patient Services, 2019, National Results by FPEP or Other Specialist, Gender, Age, and Province/Territory

| Province/Territory    | Gender | Age   | Response |
|-----------------------|--------|-------|----------|
| Alberta               | Male   | 18-24 | 100%     |
|                       | Female | 18-24 | 100%     |
| British Columbia      | Male   | 18-24 | 100%     |
|                       | Female | 18-24 | 100%     |
| Manitoba              | Male   | 18-24 | 100%     |
|                       | Female | 18-24 | 100%     |
| Ontario               | Male   | 18-24 | 100%     |
|                       | Female | 18-24 | 100%     |
| Quebec                | Male   | 18-24 | 100%     |
|                       | Female | 18-24 | 100%     |
| Atlantic              | Male   | 18-24 | 100%     |
|                       | Female | 18-24 | 100%     |
| Northwest Territories | Male   | 18-24 | 100%     |
|                       | Female | 18-24 | 100%     |
| Yukon                 | Male   | 18-24 | 100%     |
|                       | Female | 18-24 | 100%     |
| Northwest Territories | Male   | 25-34 | 100%     |
|                       | Female | 25-34 | 100%     |
| Yukon                 | Male   | 25-34 | 100%     |
|                       | Female | 25-34 | 100%     |
| Alberta               | Male   | 35-44 | 100%     |
|                       | Female | 35-44 | 100%     |
| British Columbia      | Male   | 35-44 | 100%     |
|                       | Female | 35-44 | 100%     |
| Manitoba              | Male   | 35-44 | 100%     |
|                       | Female | 35-44 | 100%     |
| Ontario               | Male   | 35-44 | 100%     |
|                       | Female | 35-44 | 100%     |
| Quebec                | Male   | 35-44 | 100%     |
|                       | Female | 35-44 | 100%     |
| Atlantic              | Male   | 35-44 | 100%     |
|                       | Female | 35-44 | 100%     |
| Northwest Territories | Male   | 35-44 | 100%     |
|                       | Female | 35-44 | 100%     |
| Yukon                 | Male   | 35-44 | 100%     |
|                       | Female | 35-44 | 100%     |
| Alberta               | Male   | 45-54 | 100%     |
|                       | Female | 45-54 | 100%     |
| British Columbia      | Male   | 45-54 | 100%     |
|                       | Female | 45-54 | 100%     |
| Manitoba              | Male   | 45-54 | 100%     |
|                       | Female | 45-54 | 100%     |
| Ontario               | Male   | 45-54 | 100%     |
|                       | Female | 45-54 | 100%     |
| Quebec                | Male   | 45-54 | 100%     |
|                       | Female | 45-54 | 100%     |
| Atlantic              | Male   | 45-54 | 100%     |
|                       | Female | 45-54 | 100%     |
| Northwest Territories | Male   | 45-54 | 100%     |
|                       | Female | 45-54 | 100%     |
| Yukon                 | Male   | 45-54 | 100%     |
|                       | Female | 45-54 | 100%     |
| Alberta               | Male   | 55-64 | 100%     |
|                       | Female | 55-64 | 100%     |
| British Columbia      | Male   | 55-64 | 100%     |
|                       | Female | 55-64 | 100%     |
| Manitoba              | Male   | 55-64 | 100%     |
|                       | Female | 55-64 | 100%     |
| Ontario               | Male   | 55-64 | 100%     |
|                       | Female | 55-64 | 100%     |
| Quebec                | Male   | 55-64 | 100%     |
|                       | Female | 55-64 | 100%     |
| Atlantic              | Male   | 55-64 | 100%     |
|                       | Female | 55-64 | 100%     |
| Northwest Territories | Male   | 55-64 | 100%     |
|                       | Female | 55-64 | 100%     |
| Yukon                 | Male   | 55-64 | 100%     |
|                       | Female | 55-64 | 100%     |
| Alberta               | Male   | 65-74 | 100%     |
|                       | Female | 65-74 | 100%     |
| British Columbia      | Male   | 65-74 | 100%     |
|                       | Female | 65-74 | 100%     |
| Manitoba              | Male   | 65-74 | 100%     |
|                       | Female | 65-74 | 100%     |
| Ontario               | Male   | 65-74 | 100%     |
|                       | Female | 65-74 | 100%     |
| Quebec                | Male   | 65-74 | 100%     |
|                       | Female | 65-74 | 100%     |
| Atlantic              | Male   | 65-74 | 100%     |
|                       | Female | 65-74 | 100%     |
| Northwest Territories | Male   | 65-74 | 100%     |
|                       | Female | 65-74 | 100%     |
| Yukon                 | Male   | 65-74 | 100%     |
|                       | Female | 65-74 | 100%     |
| Alberta               | Male   | 75+   | 100%     |
|                       | Female | 75+   | 100%     |
| British Columbia      | Male   | 75+   | 100%     |
|                       | Female | 75+   | 100%     |
| Manitoba              | Male   | 75+   | 100%     |
|                       | Female | 75+   | 100%     |
| Ontario               | Male   | 75+   | 100%     |
|                       | Female | 75+   | 100%     |
| Quebec                | Male   | 75+   | 100%     |
|                       | Female | 75+   | 100%     |
| Atlantic              | Male   | 75+   | 100%     |
|                       | Female | 75+   | 100%     |
| Northwest Territories | Male   | 75+   | 100%     |
|                       | Female | 75+   | 100%     |
| Yukon                 | Male   | 75+   | 100%     |
|                       | Female | 75+   | 100%     |

## Q14. Provision of patient/clinical care

<https://surveys.cma.ca/en/permalink/survey99>

Survey Date: 2019

Full Question: Q14. Do you provide patient/clinical care (either direct or indirect)?

Topic: Access to services  
Patient care

Keywords: Patients  
Clinical care  
Direct clinical care  
Indirect clinical care

Response Choices: Yes  
No

### Documents

CMA\_Survey\_Workforc  
e2019\_Q14\_Provision-  
e.pdf

Read PDF

Download PDF

Q15 Work Setting, 2019, National Results by FPEP or Other Specialist, Gender, Age, and Province/Territory

| Province/Territory    | Gender | Age   | Response |
|-----------------------|--------|-------|----------|
| Alberta               | Male   | 18-24 | 100%     |
|                       | Female | 18-24 | 100%     |
| British Columbia      | Male   | 18-24 | 100%     |
|                       | Female | 18-24 | 100%     |
| Manitoba              | Male   | 18-24 | 100%     |
|                       | Female | 18-24 | 100%     |
| Ontario               | Male   | 18-24 | 100%     |
|                       | Female | 18-24 | 100%     |
| Quebec                | Male   | 18-24 | 100%     |
|                       | Female | 18-24 | 100%     |
| Atlantic              | Male   | 18-24 | 100%     |
|                       | Female | 18-24 | 100%     |
| Northwest Territories | Male   | 18-24 | 100%     |
|                       | Female | 18-24 | 100%     |
| Yukon                 | Male   | 18-24 | 100%     |
|                       | Female | 18-24 | 100%     |
| Alberta               | Male   | 25-34 | 100%     |
|                       | Female | 25-34 | 100%     |
| British Columbia      | Male   | 25-34 | 100%     |
|                       | Female | 25-34 | 100%     |
| Manitoba              | Male   | 25-34 | 100%     |
|                       | Female | 25-34 | 100%     |
| Ontario               | Male   | 25-34 | 100%     |
|                       | Female | 25-34 | 100%     |
| Quebec                | Male   | 25-34 | 100%     |
|                       | Female | 25-34 | 100%     |
| Atlantic              | Male   | 25-34 | 100%     |
|                       | Female | 25-34 | 100%     |
| Northwest Territories | Male   | 25-34 | 100%     |
|                       | Female | 25-34 | 100%     |
| Yukon                 | Male   | 25-34 | 100%     |
|                       | Female | 25-34 | 100%     |
| Alberta               | Male   | 35-44 | 100%     |
|                       | Female | 35-44 | 100%     |
| British Columbia      | Male   | 35-44 | 100%     |
|                       | Female | 35-44 | 100%     |
| Manitoba              | Male   | 35-44 | 100%     |
|                       | Female | 35-44 | 100%     |
| Ontario               | Male   | 35-44 | 100%     |
|                       | Female | 35-44 | 100%     |
| Quebec                | Male   | 35-44 | 100%     |
|                       | Female | 35-44 | 100%     |
| Atlantic              | Male   | 35-44 | 100%     |
|                       | Female | 35-44 | 100%     |
| Northwest Territories | Male   | 35-44 | 100%     |
|                       | Female | 35-44 | 100%     |
| Yukon                 | Male   | 35-44 | 100%     |
|                       | Female | 35-44 | 100%     |
| Alberta               | Male   | 45-54 | 100%     |
|                       | Female | 45-54 | 100%     |
| British Columbia      | Male   | 45-54 | 100%     |
|                       | Female | 45-54 | 100%     |
| Manitoba              | Male   | 45-54 | 100%     |
|                       | Female | 45-54 | 100%     |
| Ontario               | Male   | 45-54 | 100%     |
|                       | Female | 45-54 | 100%     |
| Quebec                | Male   | 45-54 | 100%     |
|                       | Female | 45-54 | 100%     |
| Atlantic              | Male   | 45-54 | 100%     |
|                       | Female | 45-54 | 100%     |
| Northwest Territories | Male   | 45-54 | 100%     |
|                       | Female | 45-54 | 100%     |
| Yukon                 | Male   | 45-54 | 100%     |
|                       | Female | 45-54 | 100%     |
| Alberta               | Male   | 55-64 | 100%     |
|                       | Female | 55-64 | 100%     |
| British Columbia      | Male   | 55-64 | 100%     |
|                       | Female | 55-64 | 100%     |
| Manitoba              | Male   | 55-64 | 100%     |
|                       | Female | 55-64 | 100%     |
| Ontario               | Male   | 55-64 | 100%     |
|                       | Female | 55-64 | 100%     |
| Quebec                | Male   | 55-64 | 100%     |
|                       | Female | 55-64 | 100%     |
| Atlantic              | Male   | 55-64 | 100%     |
|                       | Female | 55-64 | 100%     |
| Northwest Territories | Male   | 55-64 | 100%     |
|                       | Female | 55-64 | 100%     |
| Yukon                 | Male   | 55-64 | 100%     |
|                       | Female | 55-64 | 100%     |
| Alberta               | Male   | 65-74 | 100%     |
|                       | Female | 65-74 | 100%     |
| British Columbia      | Male   | 65-74 | 100%     |
|                       | Female | 65-74 | 100%     |
| Manitoba              | Male   | 65-74 | 100%     |
|                       | Female | 65-74 | 100%     |
| Ontario               | Male   | 65-74 | 100%     |
|                       | Female | 65-74 | 100%     |
| Quebec                | Male   | 65-74 | 100%     |
|                       | Female | 65-74 | 100%     |
| Atlantic              | Male   | 65-74 | 100%     |
|                       | Female | 65-74 | 100%     |
| Northwest Territories | Male   | 65-74 | 100%     |
|                       | Female | 65-74 | 100%     |
| Yukon                 | Male   | 65-74 | 100%     |
|                       | Female | 65-74 | 100%     |
| Alberta               | Male   | 75+   | 100%     |
|                       | Female | 75+   | 100%     |
| British Columbia      | Male   | 75+   | 100%     |
|                       | Female | 75+   | 100%     |
| Manitoba              | Male   | 75+   | 100%     |
|                       | Female | 75+   | 100%     |
| Ontario               | Male   | 75+   | 100%     |
|                       | Female | 75+   | 100%     |
| Quebec                | Male   | 75+   | 100%     |
|                       | Female | 75+   | 100%     |
| Atlantic              | Male   | 75+   | 100%     |
|                       | Female | 75+   | 100%     |
| Northwest Territories | Male   | 75+   | 100%     |
|                       | Female | 75+   | 100%     |
| Yukon                 | Male   | 75+   | 100%     |
|                       | Female | 75+   | 100%     |

## Q15. Work Setting

<https://surveys.cma.ca/en/permalink/survey100>

Survey Date: 2019


Full Question: Q15. Which of the following is your primary work setting?

Topic: Hospital setting  
Work setting


- Keywords:           Where do physicians work?  
Location  
Work setting  
Physician setting
- Response Choices:   Private office/clinic (excluding free standing walk-in clinics)  
Community clinic/Community health centre  
Free-standing walk-in clinic  
Academic health sciences centre (AHSC)  
Non-AHSC teaching hospital  
Community hospital  
Other hospital  
Emergency department (in community hospital or AHSC)  
Nursing home/ Long term care facility / Seniors' residence  
University  
Research Unit  
Free-standing lab/diagnostic clinic  
Administrative office / Corporate Office  
Other


## Documents

---



CMA\_Survey\_Workforce2019\_Q15\_Work\_Setting-e.pdf

 Read PDF

 Download PDF

## Q16. Electronic tools used by physicians

<https://surveys.cma.ca/en/permalink/survey103>



Thumbnail of a survey results table with columns for Province/Territory, Age Group, and various response categories.

Survey Date: 2019

Full Question: Q16. Please indicate which of the following electronic tools you use in the care of your patients

Topic: Patient care  
Electronic records and tools

Keywords: Electronic medical records  
EMR  
Electronic health record  
EHR  
Patient notes

Response Choices: Reminders for patient care  
Ordering lab tests  
Ordering diagnostic tests  
Receipt of hospital visit and discharge information  
Clinical decision support tool  
Access to list of medications taken by a patient  
Warnings for drug interactions  
Interface to pharmacy/pharmacist  
Access to lab test/diagnostic results  
Referral to other physicians  
Secure transfer of patient information  
Access to provincial/territorial patient information systems  
Interface to non-doctor health professionals  
An Artificial Intelligence (AI)  
None of the above


## Documents

---

CMA\_Survey\_Workforce2019\_Q16\_Electronic\_Tools-e.pdf

Read PDF

Download PDF



## Q18. Providing on-call

<https://surveys.cma.ca/en/permalink/survey104>

Survey Date: 2019

Full Question: Q18. Do you provide on-call services?

Topic: Hours of work and workload  
On-call activities  
Access to services  
Patient care  
Oncall


Keywords: On-call service  
Workload  
Oncall activities  
Oncall


Response Choices: Yes  
No

### Documents

---

CMA\_Survey\_Workforce2019\_Q18\_OnCallHrs-e.pdf

 Read PDF

 Download PDF

CMAA Physician Workforce Survey, 2019, National Results by FPPSP or Other Specialty, Gender, Age, and Province/Territory

| Province/Territory | Gender | Age   | FPPSP or Other Specialty | Results |
|--------------------|--------|-------|--------------------------|---------|
| Alberta            | Male   | 25-34 | Family Practice          | 1000    |
| Alberta            | Female | 25-34 | Family Practice          | 1000    |
| Alberta            | Male   | 35-44 | Family Practice          | 1000    |
| Alberta            | Female | 35-44 | Family Practice          | 1000    |
| Alberta            | Male   | 45-54 | Family Practice          | 1000    |
| Alberta            | Female | 45-54 | Family Practice          | 1000    |
| Alberta            | Male   | 55-64 | Family Practice          | 1000    |
| Alberta            | Female | 55-64 | Family Practice          | 1000    |
| Alberta            | Male   | 65+   | Family Practice          | 1000    |
| Alberta            | Female | 65+   | Family Practice          | 1000    |
| Alberta            | Male   | 25-34 | Other Specialty          | 1000    |
| Alberta            | Female | 25-34 | Other Specialty          | 1000    |
| Alberta            | Male   | 35-44 | Other Specialty          | 1000    |
| Alberta            | Female | 35-44 | Other Specialty          | 1000    |
| Alberta            | Male   | 45-54 | Other Specialty          | 1000    |
| Alberta            | Female | 45-54 | Other Specialty          | 1000    |
| Alberta            | Male   | 55-64 | Other Specialty          | 1000    |
| Alberta            | Female | 55-64 | Other Specialty          | 1000    |
| Alberta            | Male   | 65+   | Other Specialty          | 1000    |
| Alberta            | Female | 65+   | Other Specialty          | 1000    |
| British Columbia   | Male   | 25-34 | Family Practice          | 1000    |
| British Columbia   | Female | 25-34 | Family Practice          | 1000    |
| British Columbia   | Male   | 35-44 | Family Practice          | 1000    |
| British Columbia   | Female | 35-44 | Family Practice          | 1000    |
| British Columbia   | Male   | 45-54 | Family Practice          | 1000    |
| British Columbia   | Female | 45-54 | Family Practice          | 1000    |
| British Columbia   | Male   | 55-64 | Family Practice          | 1000    |
| British Columbia   | Female | 55-64 | Family Practice          | 1000    |
| British Columbia   | Male   | 65+   | Family Practice          | 1000    |
| British Columbia   | Female | 65+   | Family Practice          | 1000    |
| British Columbia   | Male   | 25-34 | Other Specialty          | 1000    |
| British Columbia   | Female | 25-34 | Other Specialty          | 1000    |
| British Columbia   | Male   | 35-44 | Other Specialty          | 1000    |
| British Columbia   | Female | 35-44 | Other Specialty          | 1000    |
| British Columbia   | Male   | 45-54 | Other Specialty          | 1000    |
| British Columbia   | Female | 45-54 | Other Specialty          | 1000    |
| British Columbia   | Male   | 55-64 | Other Specialty          | 1000    |
| British Columbia   | Female | 55-64 | Other Specialty          | 1000    |
| British Columbia   | Male   | 65+   | Other Specialty          | 1000    |
| British Columbia   | Female | 65+   | Other Specialty          | 1000    |
| Manitoba           | Male   | 25-34 | Family Practice          | 1000    |
| Manitoba           | Female | 25-34 | Family Practice          | 1000    |
| Manitoba           | Male   | 35-44 | Family Practice          | 1000    |
| Manitoba           | Female | 35-44 | Family Practice          | 1000    |
| Manitoba           | Male   | 45-54 | Family Practice          | 1000    |
| Manitoba           | Female | 45-54 | Family Practice          | 1000    |
| Manitoba           | Male   | 55-64 | Family Practice          | 1000    |
| Manitoba           | Female | 55-64 | Family Practice          | 1000    |
| Manitoba           | Male   | 65+   | Family Practice          | 1000    |
| Manitoba           | Female | 65+   | Family Practice          | 1000    |
| Manitoba           | Male   | 25-34 | Other Specialty          | 1000    |
| Manitoba           | Female | 25-34 | Other Specialty          | 1000    |
| Manitoba           | Male   | 35-44 | Other Specialty          | 1000    |
| Manitoba           | Female | 35-44 | Other Specialty          | 1000    |
| Manitoba           | Male   | 45-54 | Other Specialty          | 1000    |
| Manitoba           | Female | 45-54 | Other Specialty          | 1000    |
| Manitoba           | Male   | 55-64 | Other Specialty          | 1000    |
| Manitoba           | Female | 55-64 | Other Specialty          | 1000    |
| Manitoba           | Male   | 65+   | Other Specialty          | 1000    |
| Manitoba           | Female | 65+   | Other Specialty          | 1000    |
| Ontario            | Male   | 25-34 | Family Practice          | 1000    |
| Ontario            | Female | 25-34 | Family Practice          | 1000    |
| Ontario            | Male   | 35-44 | Family Practice          | 1000    |
| Ontario            | Female | 35-44 | Family Practice          | 1000    |
| Ontario            | Male   | 45-54 | Family Practice          | 1000    |
| Ontario            | Female | 45-54 | Family Practice          | 1000    |
| Ontario            | Male   | 55-64 | Family Practice          | 1000    |
| Ontario            | Female | 55-64 | Family Practice          | 1000    |
| Ontario            | Male   | 65+   | Family Practice          | 1000    |
| Ontario            | Female | 65+   | Family Practice          | 1000    |
| Ontario            | Male   | 25-34 | Other Specialty          | 1000    |
| Ontario            | Female | 25-34 | Other Specialty          | 1000    |
| Ontario            | Male   | 35-44 | Other Specialty          | 1000    |
| Ontario            | Female | 35-44 | Other Specialty          | 1000    |
| Ontario            | Male   | 45-54 | Other Specialty          | 1000    |
| Ontario            | Female | 45-54 | Other Specialty          | 1000    |
| Ontario            | Male   | 55-64 | Other Specialty          | 1000    |
| Ontario            | Female | 55-64 | Other Specialty          | 1000    |
| Ontario            | Male   | 65+   | Other Specialty          | 1000    |
| Ontario            | Female | 65+   | Other Specialty          | 1000    |
| Quebec             | Male   | 25-34 | Family Practice          | 1000    |
| Quebec             | Female | 25-34 | Family Practice          | 1000    |
| Quebec             | Male   | 35-44 | Family Practice          | 1000    |
| Quebec             | Female | 35-44 | Family Practice          | 1000    |
| Quebec             | Male   | 45-54 | Family Practice          | 1000    |
| Quebec             | Female | 45-54 | Family Practice          | 1000    |
| Quebec             | Male   | 55-64 | Family Practice          | 1000    |
| Quebec             | Female | 55-64 | Family Practice          | 1000    |
| Quebec             | Male   | 65+   | Family Practice          | 1000    |
| Quebec             | Female | 65+   | Family Practice          | 1000    |
| Quebec             | Male   | 25-34 | Other Specialty          | 1000    |
| Quebec             | Female | 25-34 | Other Specialty          | 1000    |
| Quebec             | Male   | 35-44 | Other Specialty          | 1000    |
| Quebec             | Female | 35-44 | Other Specialty          | 1000    |
| Quebec             | Male   | 45-54 | Other Specialty          | 1000    |
| Quebec             | Female | 45-54 | Other Specialty          | 1000    |
| Quebec             | Male   | 55-64 | Other Specialty          | 1000    |
| Quebec             | Female | 55-64 | Other Specialty          | 1000    |
| Quebec             | Male   | 65+   | Other Specialty          | 1000    |
| Quebec             | Female | 65+   | Other Specialty          | 1000    |
| Atlantic           | Male   | 25-34 | Family Practice          | 1000    |
| Atlantic           | Female | 25-34 | Family Practice          | 1000    |
| Atlantic           | Male   | 35-44 | Family Practice          | 1000    |
| Atlantic           | Female | 35-44 | Family Practice          | 1000    |
| Atlantic           | Male   | 45-54 | Family Practice          | 1000    |
| Atlantic           | Female | 45-54 | Family Practice          | 1000    |
| Atlantic           | Male   | 55-64 | Family Practice          | 1000    |
| Atlantic           | Female | 55-64 | Family Practice          | 1000    |
| Atlantic           | Male   | 65+   | Family Practice          | 1000    |
| Atlantic           | Female | 65+   | Family Practice          | 1000    |
| Atlantic           | Male   | 25-34 | Other Specialty          | 1000    |
| Atlantic           | Female | 25-34 | Other Specialty          | 1000    |
| Atlantic           | Male   | 35-44 | Other Specialty          | 1000    |
| Atlantic           | Female | 35-44 | Other Specialty          | 1000    |
| Atlantic           | Male   | 45-54 | Other Specialty          | 1000    |
| Atlantic           | Female | 45-54 | Other Specialty          | 1000    |
| Atlantic           | Male   | 55-64 | Other Specialty          | 1000    |
| Atlantic           | Female | 55-64 | Other Specialty          | 1000    |
| Atlantic           | Male   | 65+   | Other Specialty          | 1000    |
| Atlantic           | Female | 65+   | Other Specialty          | 1000    |

## Q19. Average on-call hours

<https://surveys.cma.ca/en/permalink/survey106>

Survey Date: 2019

Full Question: Q19. Estimate your average number of on-call work hours per month:

Topic: Access to services  
Hours of work and workload  
Patient care  
On-call activities  
Oncall

Keywords: Oncall  
Time  
Oncall activities  
On-call hours  
Workload

### Documents

---

CMA\_Survey\_Workforce2019\_Q19\_AvgOnCallHrs-e.pdf

Read PDF

Download PDF

## Q20. On-call hours in direct patient care

<https://surveys.cma.ca/en/permalink/survey109>

Survey Date: 2019

Full Question: Q20. Estimate how many of your on-call hours each month are actually spent in direct patient care (e.g., phone, email, face-to-face):

Topic: Access to services  
Hours of work and workload  
On-call activities  
Patient care  
Oncall

Keywords: Oncall  
On-call hours  
Time  
Workload

### Documents

---

CMA\_Survey\_Workforc  
e2019\_Q20\_OnCallHrs  
PtCare-e.pdf

Read PDF

Download PDF

## Q21 & Q22. Work hours

<https://surveys.cma.ca/en/permalink/survey112>

Survey Date: 2019

Full Question: Q21 & Q22. EXCLUDING ON-CALL ACTIVITIES, how many HOURS IN AN AVERAGE WEEK do you usually spend on the following activities? Assume each activity is mutually exclusive for reporting purposes (i.e., if an activity spans two categories, please report hours in only one category).


Topic: Hours of work and workload  
 Access to services  
 Patient care  
 Practice management (e.g., overhead costs, paperwork)  
 On-call activities  
 Oncall

Keywords: Workload  
 Time  
 Oncall


Response Choices: Direct patient care without a teaching component, regardless of setting  
 Direct patient care with a teaching component, regardless of setting  
 Teaching/Education without direct patient care (contact with students/residents, preparation, marking, evaluations, etc.)  
 Indirect patient care (charting, reports, phone calls, meeting patients' family, etc.)  
 Health facility committees (academic planning committees)  
 Administration (i.e., management of university program, chief of staff, department head, Ministry of Health, etc.)  
 Research (including management of research and publications)  
 Managing your practice (staff, facility, equipment, etc.)  
 Continuing medical education/professional development (courses, reading, videos, tapes, seminars, etc.)  
 Other  
 TOTAL HOURS WORKED PER WEEK

## Documents

---



CMA\_Survey\_Workforce2019\_Q21\_Q22Work\_hours-e.pdf

 Read PDF



## Q07. Work setting

<https://surveys.cma.ca/en/permalink/survey14>

Survey Date: 2017

Full Question: Q07. Which of the following is your primary work setting?


Topic: Work setting  
Hospital setting

Keywords: Hospital setting  
Practice setting  
Work location  
Work setting

Response Choices: Private office/clinic (excluding free standing walk-in clinics)  
Community clinic/Community health centre  
Free-standing walk-in clinic  
Academic health sciences centre (AHSC)  
Non-AHSC teaching hospital  
Community hospital  
Other hospital  
Emergency department (in community hospital or AHSC)  
Nursing home/ Long term care facility / Seniors' residence  
University  
Research Unit  
Free-standing lab/diagnostic clinic  
Administrative office / Corporate Office

## Documents

---




CMA\_Survey\_Workforc  
e2017\_Q7\_WorkSetting

-e.pdf

 Read PDF

 Download PDF



## Q08. Provision of patient/clinical care

<https://surveys.cma.ca/en/permalink/survey15>

Survey Date: 2017

Full Question: Q08. Do you provide patient/clinical care (either direct or indirect)?

Topic: Patient care

Access to services

Keywords: Access to services

Clinical care

Indirect patient care

Patient care

Practice setting

### Documents

---




CMA\_Survey\_Workforc  
e2017\_Q8\_PatientCare  
-e.pdf

 Read PDF

 Download PDF

## Q09. Organization of practice (solo, group, etc.)



## <https://surveys.cma.ca/en/permalink/survey16>

Survey Date: 2017

Full Question: Q09. How is your MAIN patient care setting organized? Check ONLY ONE. (Note that a solo or group practice could also include another health professional who does not have her/his own caseload).


Topic: Work setting  
Patient care  
Hospital setting  
Collaborative practice

Keywords: Collaborative practice  
Group practice  
Hospital setting  
Interprofessional  
Partner  
Patient care setting  
Practice setting  
Solo practice  
Team practice  
Work setting


Response Choices: Solo practice  
Group practice – community based  
Interprofessional practice – community based (physician(s) & other health professional(s) who have their own caseloads)  
Hospital-based practice


### Documents

---



CMA\_Survey\_Workforc  
e2017\_Q9\_OrgSetting-  
e.pdf

 Read PDF

 Download PDF





## Q10. Providing on-call

<https://surveys.cma.ca/en/permalink/survey17>

Survey Date: 2017


Full Question: Q10. Do you provide on-call services?

Topic: Patient care  
On-call activities  
Hours of work and workload


Keywords: On-call hours  
On-call services  
Work hours  
Oncall  
Workload  
Oncall activities


### Documents

---



CMA\_Survey\_Workforc  
e2017\_Q10\_OnCall-  
e.pdf

 Read PDF

 Download PDF



## Q11. Average on-call hours

<https://surveys.cma.ca/en/permalink/survey18>

Survey Date: 2017


Full Question: Q11. Estimate your average number of on-call work hours per month:

Topic: Patient care  
On-call activities  
Hours of work and workload


Keywords: On-call hours  
Oncall activities  
Oncall  
On-call services  
Work hours  
Workload


### Documents


---



CMA\_Survey\_Workforce2017\_Q11\_OnCallHours-e.pdf

 Read PDF

 Download PDF



## Q12. On-call hours in direct patient care

<https://surveys.cma.ca/en/permalink/survey19>

Survey Date: 2017


Full Question: Q12. Estimate how many of your on-call hours each month are actually spent in direct patient care (e.g., phone, email, face-to-face):

Topic: Patient care  
On-call activities  
Hours of work and workload


Keywords: Clinical care  
On-call services  
On-call hours  
Oncall  
Oncall activities  
Patient care  
Work hours  
Workload


### Documents

---



CMA\_Survey\_Workforc  
e2017\_Q12\_OnCallHrs  
PtCare-e.pdf

 Read PDF

 Download PDF



## Q13. Work hours

<https://surveys.cma.ca/en/permalink/survey20>

Survey Date: 2017


|                   |   |
|-------------------|---|
| Full Question:    | Q13. EXCLUDING ON-CALL ACTIVITIES, how many HOURS IN AN AVERAGE WEEK do you usually spend on the following activities? Assume each activity is mutually exclusive for reporting purposes.   |
| Topic:            | Patient care<br>On-call activities<br>Practice management (e.g., overhead costs, paperwork)<br>Hours of work and workload   |
| Keywords:         | Administrative duties<br>Committee work<br>Indirect patient care<br>On-call services<br>Patient care<br>Practice management<br>Continuing medication education (CME)<br>Research<br>Teaching<br>Work hours<br>Oncall<br>Oncall activities<br>Workload   |
| Response Choices: | Direct patient care without a teaching component, regardless of setting<br>Direct patient care with a teaching component, regardless of setting<br>Teaching/Education without direct patient care (contact with students/residents, preparation, marking, evaluations, etc.)<br>Indirect patient care (charting, reports, phone calls, meeting patients' family, etc.)<br>Health facility committees (academic planning committees)<br>Administration (i.e., management of university program, chief of staff, department head, Ministry of Health, etc.)<br>Research (including management of research and publications)<br>Managing your practice (staff, facility, equipment, etc.)<br>Continuing medical education/professional development (courses, reading, videos, tapes, seminars, etc.) |


## Documents


---



CMA\_Survey\_Workforc  
e2017\_Q13\_WorkHrs-  
e.pdf

 Read PDF

 Download PDF



## Q14. Hours on administrative forms

<https://surveys.cma.ca/en/permalink/survey21>

Survey Date: 2017

Full Question: Q14. How many hours per week do you spend completing administrative forms on behalf of your patients (e.g. third party insurance forms)?


Topic: Patient care  
Practice management (e.g., overhead costs, paperwork)  
Hours of work and workload


Keywords: 3rd party insurance forms  
Administrative duties  
Indirect patient care  
Paperwork  
Practice management  
Workload


### Documents

---

CMA\_Survey\_Workforce2017\_Q14\_AdminForms-e.pdf

 Read PDF

 Download PDF



## Q17. Accepting new patients

<https://surveys.cma.ca/en/permalink/survey24>

Survey Date: 2017

Full Question: Q17. To what extent is your practice accepting new patients into your MAIN patient care setting? Please check only ONE.


Topic: Patient care  
Hours of work and workload  
Access to services

Keywords: Access to services  
Appointment availability  
Overworked  
Patient care  
Patient load  
Wait time  
Work hours  
Workload  
Wait times  
Waiting times


Response Choices: No restrictions; practice is open to all new patients  
Partially closed  
Completely closed  
Does not apply to my practice setting


## Documents

---



CMA\_Survey\_Workforce2017\_Q17\_PracticeStatus-e.pdf

 Read PDF

 Download PDF