



Q06. Province(s)/territory(ies) of licensure

<https://surveys.cma.ca/en/permalink/survey73>

Survey Date: 2019

Full Question: Q06. In which Canadian jurisdiction(s) do you currently hold an active medical practice licence?

Topic: National licensure

Keywords: Province
Territory
License
Licensure
Practice
Work
Portability

Response Choices: British Columbia
Alberta
Saskatchewan
Manitoba
Ontario
Quebec
New Brunswick
Nova Scotia
Prince Edward Island
Newfoundland & Labrador
Northwest Territories
Yukon
Nunavut


Documents



CMA_Survey_Workforce2019_Q6_Province-
e.pdf

Read PDF

Download PDF



CMA Physician Workforce Survey, 2019: National Results by FFS/FP or Other Specialty, Gender, Age, and Province/Territory

Province/Territory	Specialty	Gender	Age	Workforce
British Columbia	Family Practice	Male	35-44	100
British Columbia	Family Practice	Female	35-44	100
British Columbia	Family Practice	Male	45-54	100
British Columbia	Family Practice	Female	45-54	100
British Columbia	Family Practice	Male	55-64	100
British Columbia	Family Practice	Female	55-64	100
British Columbia	Family Practice	Male	65-74	100
British Columbia	Family Practice	Female	65-74	100
British Columbia	Family Practice	Male	75+	100
British Columbia	Family Practice	Female	75+	100
British Columbia	Family Practice	Male	All	100
British Columbia	Family Practice	Female	All	100
British Columbia	Family Practice	All	All	100
Alberta	Family Practice	Male	35-44	100
Alberta	Family Practice	Female	35-44	100
Alberta	Family Practice	Male	45-54	100
Alberta	Family Practice	Female	45-54	100
Alberta	Family Practice	Male	55-64	100
Alberta	Family Practice	Female	55-64	100
Alberta	Family Practice	Male	65-74	100
Alberta	Family Practice	Female	65-74	100
Alberta	Family Practice	Male	75+	100
Alberta	Family Practice	Female	75+	100
Alberta	Family Practice	Male	All	100
Alberta	Family Practice	Female	All	100
Alberta	Family Practice	All	All	100
Saskatchewan	Family Practice	Male	35-44	100
Saskatchewan	Family Practice	Female	35-44	100
Saskatchewan	Family Practice	Male	45-54	100
Saskatchewan	Family Practice	Female	45-54	100
Saskatchewan	Family Practice	Male	55-64	100
Saskatchewan	Family Practice	Female	55-64	100
Saskatchewan	Family Practice	Male	65-74	100
Saskatchewan	Family Practice	Female	65-74	100
Saskatchewan	Family Practice	Male	75+	100
Saskatchewan	Family Practice	Female	75+	100
Saskatchewan	Family Practice	Male	All	100
Saskatchewan	Family Practice	Female	All	100
Saskatchewan	Family Practice	All	All	100
Manitoba	Family Practice	Male	35-44	100
Manitoba	Family Practice	Female	35-44	100
Manitoba	Family Practice	Male	45-54	100
Manitoba	Family Practice	Female	45-54	100
Manitoba	Family Practice	Male	55-64	100
Manitoba	Family Practice	Female	55-64	100
Manitoba	Family Practice	Male	65-74	100
Manitoba	Family Practice	Female	65-74	100
Manitoba	Family Practice	Male	75+	100
Manitoba	Family Practice	Female	75+	100
Manitoba	Family Practice	Male	All	100
Manitoba	Family Practice	Female	All	100
Manitoba	Family Practice	All	All	100
Ontario	Family Practice	Male	35-44	100
Ontario	Family Practice	Female	35-44	100
Ontario	Family Practice	Male	45-54	100
Ontario	Family Practice	Female	45-54	100
Ontario	Family Practice	Male	55-64	100
Ontario	Family Practice	Female	55-64	100
Ontario	Family Practice	Male	65-74	100
Ontario	Family Practice	Female	65-74	100
Ontario	Family Practice	Male	75+	100
Ontario	Family Practice	Female	75+	100
Ontario	Family Practice	Male	All	100
Ontario	Family Practice	Female	All	100
Ontario	Family Practice	All	All	100
Quebec	Family Practice	Male	35-44	100
Quebec	Family Practice	Female	35-44	100
Quebec	Family Practice	Male	45-54	100
Quebec	Family Practice	Female	45-54	100
Quebec	Family Practice	Male	55-64	100
Quebec	Family Practice	Female	55-64	100
Quebec	Family Practice	Male	65-74	100
Quebec	Family Practice	Female	65-74	100
Quebec	Family Practice	Male	75+	100
Quebec	Family Practice	Female	75+	100
Quebec	Family Practice	Male	All	100
Quebec	Family Practice	Female	All	100
Quebec	Family Practice	All	All	100
New Brunswick	Family Practice	Male	35-44	100
New Brunswick	Family Practice	Female	35-44	100
New Brunswick	Family Practice	Male	45-54	100
New Brunswick	Family Practice	Female	45-54	100
New Brunswick	Family Practice	Male	55-64	100
New Brunswick	Family Practice	Female	55-64	100
New Brunswick	Family Practice	Male	65-74	100
New Brunswick	Family Practice	Female	65-74	100
New Brunswick	Family Practice	Male	75+	100
New Brunswick	Family Practice	Female	75+	100
New Brunswick	Family Practice	Male	All	100
New Brunswick	Family Practice	Female	All	100
New Brunswick	Family Practice	All	All	100
Nova Scotia	Family Practice	Male	35-44	100
Nova Scotia	Family Practice	Female	35-44	100
Nova Scotia	Family Practice	Male	45-54	100
Nova Scotia	Family Practice	Female	45-54	100
Nova Scotia	Family Practice	Male	55-64	100
Nova Scotia	Family Practice	Female	55-64	100
Nova Scotia	Family Practice	Male	65-74	100
Nova Scotia	Family Practice	Female	65-74	100
Nova Scotia	Family Practice	Male	75+	100
Nova Scotia	Family Practice	Female	75+	100
Nova Scotia	Family Practice	Male	All	100
Nova Scotia	Family Practice	Female	All	100
Nova Scotia	Family Practice	All	All	100
Prince Edward Island	Family Practice	Male	35-44	100
Prince Edward Island	Family Practice	Female	35-44	100
Prince Edward Island	Family Practice	Male	45-54	100
Prince Edward Island	Family Practice	Female	45-54	100
Prince Edward Island	Family Practice	Male	55-64	100
Prince Edward Island	Family Practice	Female	55-64	100
Prince Edward Island	Family Practice	Male	65-74	100
Prince Edward Island	Family Practice	Female	65-74	100
Prince Edward Island	Family Practice	Male	75+	100
Prince Edward Island	Family Practice	Female	75+	100
Prince Edward Island	Family Practice	Male	All	100
Prince Edward Island	Family Practice	Female	All	100
Prince Edward Island	Family Practice	All	All	100
Newfoundland & Labrador	Family Practice	Male	35-44	100
Newfoundland & Labrador	Family Practice	Female	35-44	100
Newfoundland & Labrador	Family Practice	Male	45-54	100
Newfoundland & Labrador	Family Practice	Female	45-54	100
Newfoundland & Labrador	Family Practice	Male	55-64	100
Newfoundland & Labrador	Family Practice	Female	55-64	100
Newfoundland & Labrador	Family Practice	Male	65-74	100
Newfoundland & Labrador	Family Practice	Female	65-74	100
Newfoundland & Labrador	Family Practice	Male	75+	100
Newfoundland & Labrador	Family Practice	Female	75+	100
Newfoundland & Labrador	Family Practice	Male	All	100
Newfoundland & Labrador	Family Practice	Female	All	100
Newfoundland & Labrador	Family Practice	All	All	100
Northwest Territories	Family Practice	Male	35-44	100
Northwest Territories	Family Practice	Female	35-44	100
Northwest Territories	Family Practice	Male	45-54	100
Northwest Territories	Family Practice	Female	45-54	100
Northwest Territories	Family Practice	Male	55-64	100
Northwest Territories	Family Practice	Female	55-64	100
Northwest Territories	Family Practice	Male	65-74	100
Northwest Territories	Family Practice	Female	65-74	100
Northwest Territories	Family Practice	Male	75+	100
Northwest Territories	Family Practice	Female	75+	100
Northwest Territories	Family Practice	Male	All	100
Northwest Territories	Family Practice	Female	All	100
Northwest Territories	Family Practice	All	All	100
Yukon	Family Practice	Male	35-44	100
Yukon	Family Practice	Female	35-44	100
Yukon	Family Practice	Male	45-54	100
Yukon	Family Practice	Female	45-54	100
Yukon	Family Practice	Male	55-64	100
Yukon	Family Practice	Female	55-64	100
Yukon	Family Practice	Male	65-74	100
Yukon	Family Practice	Female	65-74	100
Yukon	Family Practice	Male	75+	100
Yukon	Family Practice	Female	75+	100
Yukon	Family Practice	Male	All	100
Yukon	Family Practice	Female	All	100
Yukon	Family Practice	All	All	100
Nunavut	Family Practice	Male	35-44	100
Nunavut	Family Practice	Female	35-44	100
Nunavut	Family Practice	Male	45-54	100
Nunavut	Family Practice	Female	45-54	100
Nunavut	Family Practice	Male	55-64	100
Nunavut	Family Practice	Female	55-64	100
Nunavut	Family Practice	Male	65-74	100
Nunavut	Family Practice	Female	65-74	100
Nunavut	Family Practice	Male	75+	100
Nunavut	Family Practice	Female	75+	100
Nunavut	Family Practice	Male	All	100
Nunavut	Family Practice	Female	All	100
Nunavut	Family Practice	All	All	100

Q07. Main province/territory of practice

<https://surveys.cma.ca/en/permalink/survey75>

Survey Date: 2019


Full Question: Q07. In what province/territory do you primarily work?

Topic: National licensure

Keywords: Province
Territory
Practice
Work

Response Choices: British Columbia
Alberta
Saskatchewan
Manitoba
Ontario
Quebec
New Brunswick
Nova Scotia
Prince Edward Island
Newfoundland & Labrador
Northwest Territories
Yukon
Nunavut

Documents



e2019_Q7_Practice_Province-e.pdf

 Read PDF

 Download PDF



The table shows national results for the CMA Physician Workforce Survey, 2019, categorized by FPPSP or Other Specialty, Gender, Age, and Provincial/Territorial. It includes columns for various demographic and professional metrics.

Q09. Applying for licensure in another jurisdiction

<https://surveys.cma.ca/en/permalink/survey77>

Survey Date: 2019

Full Question: Q09. Have you ever applied for a licence to practise medicine with a Canadian medical regulatory authority in a province or territory other than where you were first licensed to practise in Canada?

Topic: Access to services
National licensure

Keywords: License
Licensure

Response Choices: Yes
No

Documents



The table shows national results for the CMA Physician Workforce Survey, 2019, categorized by FPPSP or Other Specialty, Gender, Age, and Provincial/Territorial. It includes columns for various demographic and professional metrics.

CMA_Survey_Workforce2019_Q9_Licensure-e.pdf

 Read PDF

 Download PDF

Q10. Obstacles to applying for licensure

<https://surveys.cma.ca/en/permalink/survey79>

Survey Date: 2019

Full Question: Q10. What factors did you consider significant obstacles with respect to applying for licensure in another province or territory?

Topic: Access to services
National licensure

Keywords: License
Licensure
Barriers
Practice obstacles

Response Choices: Obtaining credential verification for or from the provincial/territorial regulatory authority
Obtaining letter(s) of good standing from the provincial/territorial regulatory authority
Obtaining reference or character letters
Obtaining police record check
Cost of getting licensed in the other province or territory
Length of the process to obtain a licence in the other province or territory
The overall complexity of the process to obtain a licence
Other, please specify:
There were no significant obstacles

Documents



CMA_Survey_Workforce2019_Q10_Licensure_Obstacles-e.pdf

 Read PDF

 Download PDF

Thumbnail of a survey results table for Q11. The table title is 'CMA Physician Workforce Survey, 2019: National Results by FFSP or Other Specialty, Gender, Age, and Province/Territory'. It shows data for various specialties, genders, age groups, and provinces/territories.

Q11. Support for national licensure

<https://surveys.cma.ca/en/permalink/survey82>

Survey Date: 2019

Full Question: Q11. How supportive would you be of the implementation of national licensure that would enable practice in all Canadian provinces/territories?

Topic: Access to services
National licensure

Keywords: License
Licensure

Response Choices: Not at all supportive
Not very supportive
No opinion
Somewhat supportive
Very supportive

Documents

Thumbnail of a PDF document titled 'CMA_Survey_Workforce2019_Q11_National_Licensure-e.pdf'. Below the thumbnail are two buttons: 'Read PDF' and 'Download PDF'.

Q12. Impact of national licensure on physician practices

<https://surveys.cma.ca/en/permalink/survey83>

Survey Date: 2019


Full Question: Q12. If a national licensure system were implemented today, how likely would you be to:
 Highly unlikely
 Somewhat unlikely
 Unsure
 Somewhat likely
 Highly likely

Topic: Access to services
 National licensure
 Patient care

Keywords: License
 Licensure
 Changes
 Portability
 Locum
 Virtual care
 Rural practice
 Access

Response Choices: Seek out locum opportunities in other provinces/ territories
 Practise in multiple provinces/territories on an ongoing basis
 Provide virtual care (e.g., telemedicine) to patients in other provinces/territories
 Practise temporarily in rural/remote areas in other provinces/territories
 Participate in further training in another province or territory

Documents



CMA_Survey_Workforce2019_Q12_Impact_National_Licensure-e.pdf

 Read PDF

 Download PDF

Province	Specialty	Age	Population
AB
BC
MB
ON
QC
SK
NT
YT

Q13. Agreement that national licensure will improve access

<https://surveys.cma.ca/en/permalink/survey85>

Survey Date: 2019

Full Question: Q13. To what extent do you agree that national licensure will improve access to care for Canadians?

Topic: Access to services
National licensure
Patient care

Keywords: License
Licensure
Better
Patients
Access


Response Choices: Strongly disagree
Somewhat disagree
Neither agree nor disagree
Somewhat agree
Strongly agree

Documents

CMA_Survey_Workforce2019_Q13_Agreement_National_Licensure-e.pdf

Read PDF

Download PDF



Q18. Providing on-call

<https://surveys.cma.ca/en/permalink/survey104>

Survey Date: 2019

Full Question: Q18. Do you provide on-call services?


Topic: Hours of work and workload
On-call activities
Access to services
Patient care
Oncall


Keywords: On-call service
Workload
Oncall activities
Oncall

Response Choices: Yes
No

Documents

CMA_Survey_Workforce2019_Q18_OnCallHrs-e.pdf

 Read PDF

 Download PDF

Q20. On-call hours in direct patient care

<https://surveys.cma.ca/en/permalink/survey109>

Survey Date: 2019

Full Question: Q20. Estimate how many of your on-call hours each month are actually spent in direct patient care (e.g., phone, email, face-to-face):

Topic: Access to services
Hours of work and workload
On-call activities
Patient care
Oncall

Keywords: Oncall
On-call hours
Time
Workload

Documents

CMA_Survey_Workforc
e2019_Q20_OnCallHrs
PtCare-e.pdf

Read PDF

Download PDF

Q21 & Q22. Work hours

<https://surveys.cma.ca/en/permalink/survey112>

Survey Date: 2019


Full Question: Q21 & Q22. EXCLUDING ON-CALL ACTIVITIES, how many HOURS IN AN AVERAGE WEEK do you usually spend on the following activities? Assume each activity is mutually exclusive for reporting purposes (i.e., if an activity spans two categories, please report hours in only one category).

Topic: Hours of work and workload
 Access to services
 Patient care
 Practice management (e.g., overhead costs, paperwork)
 On-call activities
 Oncall


Keywords: Workload
 Time
 Oncall


Response Choices: Direct patient care without a teaching component, regardless of setting
 Direct patient care with a teaching component, regardless of setting
 Teaching/Education without direct patient care (contact with students/residents, preparation, marking, evaluations, etc.)
 Indirect patient care (charting, reports, phone calls, meeting patients' family, etc.)
 Health facility committees (academic planning committees)
 Administration (i.e., management of university program, chief of staff, department head, Ministry of Health, etc.)
 Research (including management of research and publications)
 Managing your practice (staff, facility, equipment, etc.)
 Continuing medical education/professional development (courses, reading, videos, tapes, seminars, etc.)
 Other
 TOTAL HOURS WORKED PER WEEK

Documents



CMA_Survey_Workforce2019_Q21_Q22Work_hours-e.pdf

 Read PDF

 Download PDF