




## Q10. Providing on-call

<https://surveys.cma.ca/en/permalink/survey17>


Survey Date: 2017  
Full Question: Q10. Do you provide on-call services?  
Topic: Patient care  
On-call activities  
Hours of work and workload  
Keywords: On-call hours  
On-call services  
Work hours  
Oncall  
Workload  
Oncall activities


### Documents

---



CMA\_Survey\_Workforce2017\_Q10\_OnCall-e.pdf

 Read PDF

 Download PDF



## Q11. Average on-call hours

<https://surveys.cma.ca/en/permalink/survey18>

Survey Date: 2017


Full Question: Q11. Estimate your average number of on-call work hours per month:

Topic: Patient care  
On-call activities  
Hours of work and workload


Keywords: On-call hours  
Oncall activities  
Oncall  
On-call services  
Work hours  
Workload


### Documents

---



CMA\_Survey\_Workforc  
e2017\_Q11\_OnCallHrs-  
e.pdf

 Read PDF

 Download PDF



## Q12. On-call hours in direct patient care

<https://surveys.cma.ca/en/permalink/survey19>

Survey Date: 2017


Full Question: Q12. Estimate how many of your on-call hours each month are actually spent in direct patient care (e.g., phone, email, face-to-face):

Topic: Patient care  
On-call activities  
Hours of work and workload


Keywords: Clinical care  
On-call services  
On-call hours  
Oncall  
Oncall activities  
Patient care  
Work hours  
Workload


### Documents


---



CMA\_Survey\_Workforc  
e2017\_Q12\_OnCallHrs  
PtCare-e.pdf

 Read PDF

 Download PDF



## Q13. Work hours

<https://surveys.cma.ca/en/permalink/survey20>

Survey Date: 2017

Full Question: Q13. EXCLUDING ON-CALL ACTIVITIES, how many HOURS IN AN AVERAGE WEEK do you usually spend on the following activities? Assume each activity is mutually exclusive for reporting purposes.


Topic: Patient care  
On-call activities  
Practice management (e.g., overhead costs, paperwork)  
Hours of work and workload

Keywords: Administrative duties  
Committee work  
Indirect patient care  
On-call services  
Patient care  
Practice management  
Continuing medication education (CME)  
Research  
Teaching  
Work hours  
Oncall  
Oncall activities  
Workload

Response Choices: Direct patient care without a teaching component, regardless of setting  
Direct patient care with a teaching component, regardless of setting  
Teaching/Education without direct patient care (contact with students/residents, preparation, marking, evaluations, etc.)  
Indirect patient care (charting, reports, phone calls, meeting patients' family, etc.)  
Health facility committees (academic planning committees)  
Administration (i.e., management of university program, chief of staff, department head, Ministry of Health, etc.)  
Research (including management of research and publications)  
Managing your practice (staff, facility, equipment, etc.)  
Continuing medical education/professional development (courses, reading, videos, tapes, seminars, etc.)

## Documents

---



CMA\_Survey\_Workforc  
e2017\_Q13\_WorkHrs-  
e.pdf



Read PDF



Download PDF



## Q14. Hours on administrative forms

<https://surveys.cma.ca/en/permalink/survey21>

Survey Date: 2017

Full Question: Q14. How many hours per week do you spend completing administrative forms on behalf of your patients (e.g. third party insurance forms)?


Topic: Patient care  
Practice management (e.g., overhead costs, paperwork)  
Hours of work and workload


Keywords: 3rd party insurance forms  
Administrative duties  
Indirect patient care  
Paperwork  
Practice management  
Workload


### Documents

---

CMA\_Survey\_Workforce2017\_Q14\_AdminForms-e.pdf

 Read PDF

 Download PDF



## Q17. Accepting new patients

<https://surveys.cma.ca/en/permalink/survey24>

Survey Date: 2017

Full Question: Q17. To what extent is your practice accepting new patients into your MAIN patient care setting? Please check only ONE.


Topic: Patient care  
Hours of work and workload  
Access to services

Keywords: Access to services  
Appointment availability  
Overworked  
Patient care  
Patient load  
Wait time  
Work hours  
Workload  
Wait times  
Waiting times


Response Choices: No restrictions; practice is open to all new patients  
Partially closed  
Completely closed  
Does not apply to my practice setting


### Documents

---



CMA\_Survey\_Workforce2017\_Q17\_PracticeStatus-e.pdf

 Read PDF

 Download PDF



## Q18. Number of patients seen

<https://surveys.cma.ca/en/permalink/survey25>

Survey Date: 2017


Full Question: Q18. Please estimate the number of patients you see in a TYPICAL WEEK, EXCLUDING patient visits while you are on-call (on-call is defined as time outside of regularly scheduled activity during which you are available to patients):

Topic: Patient care  
Hours of work and workload  
Access to services  
On-call activities


Keywords: Access to services  
Appointment availability  
Overworked  
Patient care  
Patient load  
Wait time  
Work hours  
Workload  
Wait times  
Waiting times


### Documents

---




CMA\_Survey\_Workforce2017\_Q18\_NumPatients-e.pdf

 Read PDF

 Download PDF





## Q19a. Patient access for URGENT cases

<https://surveys.cma.ca/en/permalink/survey26>

Survey Date: 2017

Full Question: Q19a. Typically, if a patient visits your office or is referred to you, how long would that patient wait until the first available appointment WITH YOU OR YOUR PRACTICE?


Topic: Patient care  
Hours of work and workload  
Access to services

Keywords: Access to services  
Appointment availability  
Overworked  
Patient care  
Patient load  
Referral  
Wait time  
Work hours  
Workload  
Wait times  
Waiting times


Response Choices: same day  
number of days


### Documents


---



CMA\_Survey\_Workforc  
e2017\_Q19a\_WaitTime  
UrgCare-e.pdf

 Read PDF

 Download PDF



## Q25a. Changes made to practice

<https://surveys.cma.ca/en/permalink/survey34>

Survey Date: 2017

Full Question: Q25a. With reference to the LAST 2 YEARS, please check all of the following changes you have already made:


Topic: Retirement  
Practice relocation  
On-call activities  
Hours of work and workload

Keywords: Career transition  
Oncall  
Oncall activities  
On-call services  
Overworked  
Patient load  
Practice relocation  
Retirement  
Work hours  
Work location  
Work-life balance  
Workload


Response Choices: Retired from clinical practice  
Reduced weekly work hours (excluding on-call)  
Increased weekly work hours (excluding on-call)  
Relocated my practice to another province/territory in Canada  
Practised in the USA  
Practised in another country


### Documents

---



CMA\_Survey\_Workforc  
e2017\_Q25a\_Changes  
Made-e.pdf

 Read PDF

 Download PDF



## Q25b. Planned changes to practice

<https://surveys.cma.ca/en/permalink/survey35>

Survey Date: 2017

Full Question: Q25b. With reference to the NEXT 2 YEARS, please check all of the following changes that you are planning to make:


Topic: Retirement  
Practice relocation  
On-call activities  
Hours of work and workload

Keywords: Career transition  
On-call services  
Oncall  
Oncall activities  
Overworked  
Patient load  
Practice relocation  
Retirement  
Work hours  
Work location  
Work-life balance  
Workload

Response Choices: Retire from clinical practice  
Retire completely from medical practice  
Reduce weekly work hours (excluding on-call)  
Increase weekly work hours (excluding on-call)  
Relocate my practice to another province/territory in Canada  
Practise in the USA  
Practise in another country

### Documents

---



CMA\_Survey\_Workforc  
e2017\_Q25b\_ChangesP  
lanned-e.pdf



Read PDF



Download PDF



## Q26. Overworked/underemployed

<https://surveys.cma.ca/en/permalink/survey36>

Survey Date: 2017

Full Question: Q26. Describe your current employment situation.


Topic: Satisfaction  
Hours of work and workload  
Employment status

Keywords: Career transition  
Overworked  
Employment status  
Satisfaction (professional)  
Underemployed  
Unemployed  
Work hours  
Work-life balance  
Workload


Response Choices: Overworked in my discipline  
Employed in my discipline to my satisfaction  
Underemployed in my discipline  
Not employed in my discipline


### Documents


---



CMA\_Survey\_Workforc  
e2017\_Q26\_Employme  
nt-e.pdf

 Read PDF

 Download PDF



## Q27. Satisfaction (professional life, balance)

<https://surveys.cma.ca/en/permalink/survey37>

Survey Date: 2017

Full Question: Q27. Rate your satisfaction with each of the following:

Topic: Satisfaction

Hours of work and workload

Keywords: Satisfaction (professional)

Work hours

Work-life balance


Workload

Response Choices: Your professional life


The balance between your personal and professional commitments


### Documents


---



CMA\_Survey\_Workforce2017\_Q27\_Satisfaction-e.pdf

 Read PDF

 Download PDF



## Q19b. Patient access for NON-URGENT cases

<https://surveys.cma.ca/en/permalink/survey71>

Survey Date: 2017

Full Question: Q19b. Typically, if a patient visits your office or is referred to you, how long would that patient wait until the first available appointment WITH YOU OR YOUR PRACTICE?


Topic: Patient care  
Hours of work and workload  
Access to services

Keywords: Access to services  
Appointment availability  
Overworked  
Patient care  
Patient load  
Referral  
Wait time  
Work hours  
Workload  
Wait times  
Waiting times


Response Choices: same week  
number of weeks


### Documents

---



CMA\_Survey\_Workforc  
e2017\_Q19b\_WaitTime  
NonUrgCare-e.pdf

 Read PDF

 Download PDF

Thumbnail of a survey results table with multiple columns and rows of data.

## Q02. Satisfaction (professional life, balance)

<https://surveys.cma.ca/en/permalink/survey89>

Survey Date: 2019

Full Question: Q02. Rate your satisfaction with each of the following:  
 Very dissatisfied  
 Dissatisfied  
 Neutral  
 Satisfied  
 Very satisfied

Topic: Satisfaction  
 Hours of work and workload

Keywords: Work-life balance  
 doctor satisfaction  
 Physician satisfaction

Response Choices: Your professional life  
 The balance between your personal and professional commitments

### Documents

---

Thumbnail of a PDF document showing survey results.

CMA\_Survey\_Workforce2019\_Q2\_Satisfaction-e.pdf

Read PDF

Download PDF



CMA Physician Workforce Survey, 2019, National Results by FTEP or Other Specialty, Gender, Age, and Province/Territory

Province/Territory	Gender	Age	FTEP or Other Specialty	...
Alberta	Male	35-44	Family Medicine	...
Alberta	Female	35-44	Family Medicine	...
...	...	...	...	...

## Q18. Providing on-call

<https://surveys.cma.ca/en/permalink/survey104>

Survey Date: 2019

Full Question: Q18. Do you provide on-call services?

Topic: Hours of work and workload  
On-call activities  
Access to services  
Patient care  
Oncall

Keywords: On-call service  
Workload  
Oncall activities  
Oncall

Response Choices: Yes  
No

### Documents

---

CMA\_Survey\_Workforce2019\_Q18\_OnCallHrs-e.pdf

Read PDF

Download PDF

CMA Physician Workforce Survey, 2019: National Results by FTEFP or Other Schedule, Gender, Age, and Physician Tenure

Category	Male	Female	Total
Physicians	1,234	1,567	2,801
Residents	567	789	1,356
Medical Students	123	156	279
Other	89	112	201
<b>Total</b>	<b>2,013</b>	<b>2,624</b>	<b>4,637</b>

## Q19. Average on-call hours

<https://surveys.cma.ca/en/permalink/survey106>

Survey Date: 2019

Full Question: Q19. Estimate your average number of on-call work hours per month:

Topic: Access to services  
Hours of work and workload  
Patient care  
On-call activities  
Oncall

Keywords: Oncall  
Time  
Oncall activities  
On-call hours  
Workload

### Documents

CMA\_Survey\_Workforce2019\_Q19\_AvgOnCallHrs-e.pdf

Read PDF

Download PDF

Thumbnail of a survey results table for Q20. The table is titled 'CMA Physician Workforce Survey, 2019: National Results by FPPSP or Other Specialty, Gender, Age, and Province/Territory'. It contains multiple columns of data representing different categories and their corresponding values.

## Q20. On-call hours in direct patient care

<https://surveys.cma.ca/en/permalink/survey109>

Survey Date: 2019

Full Question: Q20. Estimate how many of your on-call hours each month are actually spent in direct patient care (e.g., phone, email, face-to-face):

Topic: Access to services  
Hours of work and workload  
On-call activities  
Patient care  
Oncall

Keywords: Oncall  
On-call hours  
Time  
Workload

### Documents

Thumbnail of a survey results table for Q20. The table is titled 'CMA Physician Workforce Survey, 2019: National Results by FPPSP or Other Specialty, Gender, Age, and Province/Territory'. It contains multiple columns of data representing different categories and their corresponding values.

CMA\_Survey\_Workforce2019\_Q20\_OnCallHrsPtCare-e.pdf

Read PDF

Download PDF

Thumbnail of a survey results table for Q21 & Q22. The table is titled 'CMA Physician Workforce Survey, 2019: National Results by FPPSP or Other Specialty, Gender, Age, and Province/Territory'. It contains multiple columns of data representing different categories and their corresponding values.

## Q21 & Q22. Work hours

<https://surveys.cma.ca/en/permalink/survey112>

Survey Date: 2019

Full Question: Q21 & Q22. EXCLUDING ON-CALL ACTIVITIES, how many HOURS IN AN AVERAGE WEEK do you usually spend on the following activities? Assume each activity is mutually exclusive for reporting purposes (i.e., if an activity spans two categories, please report hours in only one category).


Topic: Hours of work and workload  
 Access to services  
 Patient care  
 Practice management (e.g., overhead costs, paperwork)  
 On-call activities  
 Oncall

Keywords: Workload  
 Time  
 Oncall


Response Choices: Direct patient care without a teaching component, regardless of setting  
 Direct patient care with a teaching component, regardless of setting  
 Teaching/Education without direct patient care (contact with students/residents, preparation, marking, evaluations, etc.)  
 Indirect patient care (charting, reports, phone calls, meeting patients' family, etc.)  
 Health facility committees (academic planning committees)  
 Administration (i.e., management of university program, chief of staff, department head, Ministry of Health, etc.)  
 Research (including management of research and publications)  
 Managing your practice (staff, facility, equipment, etc.)  
 Continuing medical education/professional development (courses, reading, videos, tapes, seminars, etc.)  
 Other  
 TOTAL HOURS WORKED PER WEEK


## Documents

---



CMA\_Survey\_Workforce2019\_Q21\_Q22Work\_hours-e.pdf

 Read PDF

 Download PDF

