



## Q06. Province(s)/territory(ies) of licensure

<https://surveys.cma.ca/en/permalink/survey73>

Survey Date: 2019

Full Question: Q06. In which Canadian jurisdiction(s) do you currently hold an active medical practice licence?

Topic: National licensure

Keywords: Province  
Territory  
License  
Licensure  
Practice  
Work  
Portability

Response Choices: British Columbia  
Alberta  
Saskatchewan  
Manitoba  
Ontario  
Quebec  
New Brunswick  
Nova Scotia  
Prince Edward Island  
Newfoundland & Labrador  
Northwest Territories  
Yukon  
Nunavut

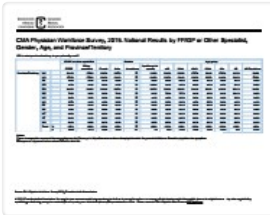
### Documents



CMA\_Survey\_Workforc  
e2019\_Q6\_Province-  
e.pdf

Read PDF

Download PDF



CMA Physician Workforce Survey, 2019: National Results by FFS/FP or Other Specialist, Gender, Age, and Province/Territory

| Province/Territory      | Gender | Age   | Specialty | Count |
|-------------------------|--------|-------|-----------|-------|
| British Columbia        | Male   | 25-34 | FFS/FP    | 123   |
| British Columbia        | Female | 25-34 | FFS/FP    | 108   |
| British Columbia        | Male   | 35-44 | FFS/FP    | 156   |
| British Columbia        | Female | 35-44 | FFS/FP    | 141   |
| British Columbia        | Male   | 45-54 | FFS/FP    | 189   |
| British Columbia        | Female | 45-54 | FFS/FP    | 174   |
| British Columbia        | Male   | 55-64 | FFS/FP    | 222   |
| British Columbia        | Female | 55-64 | FFS/FP    | 207   |
| British Columbia        | Male   | 65-74 | FFS/FP    | 255   |
| British Columbia        | Female | 65-74 | FFS/FP    | 240   |
| British Columbia        | Male   | 75+   | FFS/FP    | 288   |
| British Columbia        | Female | 75+   | FFS/FP    | 273   |
| Alberta                 | Male   | 25-34 | FFS/FP    | 98    |
| Alberta                 | Female | 25-34 | FFS/FP    | 83    |
| Alberta                 | Male   | 35-44 | FFS/FP    | 131   |
| Alberta                 | Female | 35-44 | FFS/FP    | 116   |
| Alberta                 | Male   | 45-54 | FFS/FP    | 164   |
| Alberta                 | Female | 45-54 | FFS/FP    | 149   |
| Alberta                 | Male   | 55-64 | FFS/FP    | 197   |
| Alberta                 | Female | 55-64 | FFS/FP    | 182   |
| Alberta                 | Male   | 65-74 | FFS/FP    | 230   |
| Alberta                 | Female | 65-74 | FFS/FP    | 215   |
| Alberta                 | Male   | 75+   | FFS/FP    | 263   |
| Alberta                 | Female | 75+   | FFS/FP    | 248   |
| Saskatchewan            | Male   | 25-34 | FFS/FP    | 73    |
| Saskatchewan            | Female | 25-34 | FFS/FP    | 58    |
| Saskatchewan            | Male   | 35-44 | FFS/FP    | 106   |
| Saskatchewan            | Female | 35-44 | FFS/FP    | 91    |
| Saskatchewan            | Male   | 45-54 | FFS/FP    | 139   |
| Saskatchewan            | Female | 45-54 | FFS/FP    | 124   |
| Saskatchewan            | Male   | 55-64 | FFS/FP    | 172   |
| Saskatchewan            | Female | 55-64 | FFS/FP    | 157   |
| Saskatchewan            | Male   | 65-74 | FFS/FP    | 210   |
| Saskatchewan            | Female | 65-74 | FFS/FP    | 195   |
| Saskatchewan            | Male   | 75+   | FFS/FP    | 243   |
| Saskatchewan            | Female | 75+   | FFS/FP    | 228   |
| Manitoba                | Male   | 25-34 | FFS/FP    | 63    |
| Manitoba                | Female | 25-34 | FFS/FP    | 48    |
| Manitoba                | Male   | 35-44 | FFS/FP    | 96    |
| Manitoba                | Female | 35-44 | FFS/FP    | 81    |
| Manitoba                | Male   | 45-54 | FFS/FP    | 129   |
| Manitoba                | Female | 45-54 | FFS/FP    | 114   |
| Manitoba                | Male   | 55-64 | FFS/FP    | 167   |
| Manitoba                | Female | 55-64 | FFS/FP    | 152   |
| Manitoba                | Male   | 65-74 | FFS/FP    | 200   |
| Manitoba                | Female | 65-74 | FFS/FP    | 185   |
| Manitoba                | Male   | 75+   | FFS/FP    | 233   |
| Manitoba                | Female | 75+   | FFS/FP    | 218   |
| Ontario                 | Male   | 25-34 | FFS/FP    | 113   |
| Ontario                 | Female | 25-34 | FFS/FP    | 98    |
| Ontario                 | Male   | 35-44 | FFS/FP    | 146   |
| Ontario                 | Female | 35-44 | FFS/FP    | 131   |
| Ontario                 | Male   | 45-54 | FFS/FP    | 184   |
| Ontario                 | Female | 45-54 | FFS/FP    | 169   |
| Ontario                 | Male   | 55-64 | FFS/FP    | 227   |
| Ontario                 | Female | 55-64 | FFS/FP    | 212   |
| Ontario                 | Male   | 65-74 | FFS/FP    | 265   |
| Ontario                 | Female | 65-74 | FFS/FP    | 250   |
| Ontario                 | Male   | 75+   | FFS/FP    | 303   |
| Ontario                 | Female | 75+   | FFS/FP    | 288   |
| Quebec                  | Male   | 25-34 | FFS/FP    | 83    |
| Quebec                  | Female | 25-34 | FFS/FP    | 68    |
| Quebec                  | Male   | 35-44 | FFS/FP    | 121   |
| Quebec                  | Female | 35-44 | FFS/FP    | 106   |
| Quebec                  | Male   | 45-54 | FFS/FP    | 154   |
| Quebec                  | Female | 45-54 | FFS/FP    | 139   |
| Quebec                  | Male   | 55-64 | FFS/FP    | 192   |
| Quebec                  | Female | 55-64 | FFS/FP    | 177   |
| Quebec                  | Male   | 65-74 | FFS/FP    | 230   |
| Quebec                  | Female | 65-74 | FFS/FP    | 215   |
| Quebec                  | Male   | 75+   | FFS/FP    | 263   |
| Quebec                  | Female | 75+   | FFS/FP    | 248   |
| New Brunswick           | Male   | 25-34 | FFS/FP    | 53    |
| New Brunswick           | Female | 25-34 | FFS/FP    | 38    |
| New Brunswick           | Male   | 35-44 | FFS/FP    | 86    |
| New Brunswick           | Female | 35-44 | FFS/FP    | 71    |
| New Brunswick           | Male   | 45-54 | FFS/FP    | 119   |
| New Brunswick           | Female | 45-54 | FFS/FP    | 104   |
| New Brunswick           | Male   | 55-64 | FFS/FP    | 152   |
| New Brunswick           | Female | 55-64 | FFS/FP    | 137   |
| New Brunswick           | Male   | 65-74 | FFS/FP    | 190   |
| New Brunswick           | Female | 65-74 | FFS/FP    | 175   |
| New Brunswick           | Male   | 75+   | FFS/FP    | 223   |
| New Brunswick           | Female | 75+   | FFS/FP    | 208   |
| Nova Scotia             | Male   | 25-34 | FFS/FP    | 43    |
| Nova Scotia             | Female | 25-34 | FFS/FP    | 28    |
| Nova Scotia             | Male   | 35-44 | FFS/FP    | 71    |
| Nova Scotia             | Female | 35-44 | FFS/FP    | 56    |
| Nova Scotia             | Male   | 45-54 | FFS/FP    | 109   |
| Nova Scotia             | Female | 45-54 | FFS/FP    | 94    |
| Nova Scotia             | Male   | 55-64 | FFS/FP    | 142   |
| Nova Scotia             | Female | 55-64 | FFS/FP    | 127   |
| Nova Scotia             | Male   | 65-74 | FFS/FP    | 170   |
| Nova Scotia             | Female | 65-74 | FFS/FP    | 155   |
| Nova Scotia             | Male   | 75+   | FFS/FP    | 203   |
| Nova Scotia             | Female | 75+   | FFS/FP    | 188   |
| Prince Edward Island    | Male   | 25-34 | FFS/FP    | 33    |
| Prince Edward Island    | Female | 25-34 | FFS/FP    | 18    |
| Prince Edward Island    | Male   | 35-44 | FFS/FP    | 51    |
| Prince Edward Island    | Female | 35-44 | FFS/FP    | 36    |
| Prince Edward Island    | Male   | 45-54 | FFS/FP    | 79    |
| Prince Edward Island    | Female | 45-54 | FFS/FP    | 64    |
| Prince Edward Island    | Male   | 55-64 | FFS/FP    | 117   |
| Prince Edward Island    | Female | 55-64 | FFS/FP    | 102   |
| Prince Edward Island    | Male   | 65-74 | FFS/FP    | 140   |
| Prince Edward Island    | Female | 65-74 | FFS/FP    | 125   |
| Prince Edward Island    | Male   | 75+   | FFS/FP    | 173   |
| Prince Edward Island    | Female | 75+   | FFS/FP    | 158   |
| Newfoundland & Labrador | Male   | 25-34 | FFS/FP    | 23    |
| Newfoundland & Labrador | Female | 25-34 | FFS/FP    | 8     |
| Newfoundland & Labrador | Male   | 35-44 | FFS/FP    | 41    |
| Newfoundland & Labrador | Female | 35-44 | FFS/FP    | 26    |
| Newfoundland & Labrador | Male   | 45-54 | FFS/FP    | 69    |
| Newfoundland & Labrador | Female | 45-54 | FFS/FP    | 54    |
| Newfoundland & Labrador | Male   | 55-64 | FFS/FP    | 107   |
| Newfoundland & Labrador | Female | 55-64 | FFS/FP    | 92    |
| Newfoundland & Labrador | Male   | 65-74 | FFS/FP    | 130   |
| Newfoundland & Labrador | Female | 65-74 | FFS/FP    | 115   |
| Newfoundland & Labrador | Male   | 75+   | FFS/FP    | 163   |
| Newfoundland & Labrador | Female | 75+   | FFS/FP    | 148   |
| Northwest Territories   | Male   | 25-34 | FFS/FP    | 13    |
| Northwest Territories   | Female | 25-34 | FFS/FP    | 3     |
| Northwest Territories   | Male   | 35-44 | FFS/FP    | 21    |
| Northwest Territories   | Female | 35-44 | FFS/FP    | 11    |
| Northwest Territories   | Male   | 45-54 | FFS/FP    | 39    |
| Northwest Territories   | Female | 45-54 | FFS/FP    | 24    |
| Northwest Territories   | Male   | 55-64 | FFS/FP    | 67    |
| Northwest Territories   | Female | 55-64 | FFS/FP    | 52    |
| Northwest Territories   | Male   | 65-74 | FFS/FP    | 85    |
| Northwest Territories   | Female | 65-74 | FFS/FP    | 70    |
| Northwest Territories   | Male   | 75+   | FFS/FP    | 113   |
| Northwest Territories   | Female | 75+   | FFS/FP    | 98    |
| Yukon                   | Male   | 25-34 | FFS/FP    | 3     |
| Yukon                   | Female | 25-34 | FFS/FP    | 0     |
| Yukon                   | Male   | 35-44 | FFS/FP    | 5     |
| Yukon                   | Female | 35-44 | FFS/FP    | 0     |
| Yukon                   | Male   | 45-54 | FFS/FP    | 9     |
| Yukon                   | Female | 45-54 | FFS/FP    | 0     |
| Yukon                   | Male   | 55-64 | FFS/FP    | 17    |
| Yukon                   | Female | 55-64 | FFS/FP    | 0     |
| Yukon                   | Male   | 65-74 | FFS/FP    | 25    |
| Yukon                   | Female | 65-74 | FFS/FP    | 0     |
| Yukon                   | Male   | 75+   | FFS/FP    | 33    |
| Yukon                   | Female | 75+   | FFS/FP    | 0     |
| Nunavut                 | Male   | 25-34 | FFS/FP    | 1     |
| Nunavut                 | Female | 25-34 | FFS/FP    | 0     |
| Nunavut                 | Male   | 35-44 | FFS/FP    | 1     |
| Nunavut                 | Female | 35-44 | FFS/FP    | 0     |
| Nunavut                 | Male   | 45-54 | FFS/FP    | 1     |
| Nunavut                 | Female | 45-54 | FFS/FP    | 0     |
| Nunavut                 | Male   | 55-64 | FFS/FP    | 1     |
| Nunavut                 | Female | 55-64 | FFS/FP    | 0     |
| Nunavut                 | Male   | 65-74 | FFS/FP    | 1     |
| Nunavut                 | Female | 65-74 | FFS/FP    | 0     |
| Nunavut                 | Male   | 75+   | FFS/FP    | 1     |
| Nunavut                 | Female | 75+   | FFS/FP    | 0     |

## Q07. Main province/territory of practice

<https://surveys.cma.ca/en/permalink/survey75>

Survey Date: 2019


Full Question: Q07. In what province/territory do you primarily work?

Topic: National licensure

Keywords: Province  
Territory  
Practice  
Work

Response Choices: British Columbia  
Alberta  
Saskatchewan  
Manitoba  
Ontario  
Quebec  
New Brunswick  
Nova Scotia  
Prince Edward Island  
Newfoundland & Labrador  
Northwest Territories  
Yukon  
Nunavut

## Documents



e2019\_Q7\_Practice\_Province-e.pdf

 Read PDF

 Download PDF



The table displays national results for the CMA Physician Workforce Survey in 2019, categorized by FPPSP or other specialty, gender, age, and provincial/territorial jurisdiction. It includes columns for various demographic and professional metrics.

## Q09. Applying for licensure in another jurisdiction

<https://surveys.cma.ca/en/permalink/survey77>

Survey Date: 2019

Full Question: Q09. Have you ever applied for a licence to practise medicine with a Canadian medical regulatory authority in a province or territory other than where you were first licensed to practise in Canada?

Topic: Access to services  
National licensure

Keywords: License  
Licensure

Response Choices: Yes  
No

### Documents

---



This is a duplicate of the table thumbnail shown in the top left of the page, representing the same survey data.

CMA\_Survey\_Workforce2019\_Q9\_Licensure-e.pdf

 Read PDF

 Download PDF

## Q10. Obstacles to applying for licensure

<https://surveys.cma.ca/en/permalink/survey79>

Survey Date: 2019

Full Question: Q10. What factors did you consider significant obstacles with respect to applying for licensure in another province or territory?

Topic: Access to services  
National licensure

Keywords: License  
Licensure  
Barriers  
Practice obstacles

Response Choices: Obtaining credential verification for or from the provincial/territorial regulatory authority  
Obtaining letter(s) of good standing from the provincial/territorial regulatory authority  
Obtaining reference or character letters  
Obtaining police record check  
Cost of getting licensed in the other province or territory  
Length of the process to obtain a licence in the other province or territory  
The overall complexity of the process to obtain a licence  
Other, please specify:  
There were no significant obstacles

### Documents

---

CMA\_Survey\_Workforce2019\_Q10\_Licensure\_Obstacles-e.pdf

Read PDF

Download PDF

Thumbnail of a survey results table for Q11. The table title is 'CMA Physician Workforce Survey, 2019: National Results by FFSP or Other Specialty, Gender, Age, and Province/Territory'. It shows data for various specialties, genders, age groups, and provinces/territories.

## Q11. Support for national licensure

<https://surveys.cma.ca/en/permalink/survey82>

Survey Date: 2019

Full Question: Q11. How supportive would you be of the implementation of national licensure that would enable practice in all Canadian provinces/territories?

Topic: Access to services  
National licensure

Keywords: License  
Licensure

Response Choices: Not at all supportive  
Not very supportive  
No opinion  
Somewhat supportive  
Very supportive

### Documents

Thumbnail of a PDF document titled 'CMA\_Survey\_Workforce2019\_Q11\_National\_Licensure-e.pdf'. Below the thumbnail are two buttons: 'Read PDF' and 'Download PDF'.

## Q12. Impact of national licensure on physician practices

<https://surveys.cma.ca/en/permalink/survey83>

Survey Date: 2019

Full Question: Q12. If a national licensure system were implemented today, how likely would you be to:

- Highly unlikely
- Somewhat unlikely
- Unsure
- Somewhat likely
- Highly likely

Topic: Access to services  
National licensure  
Patient care

Keywords: License  
Licensure  
Changes  
Portability  
Locum  
Virtual care  
Rural practice  
Access

Response Choices: Seek out locum opportunities in other provinces/ territories  
Practise in multiple provinces/territories on an ongoing basis  
Provide virtual care (e.g., telemedicine) to patients in other provinces/territories  
Practise temporarily in rural/remote areas in other provinces/territories  
Participate in further training in another province or territory


## Documents

---

CMA\_Survey\_Workforc  
e2019\_Q12\_Impact\_Na  
tional\_Licensure-e.pdf

 Read PDF

 Download PDF



## Q13. Agreement that national licensure will improve access

<https://surveys.cma.ca/en/permalink/survey85>

Survey Date: 2019

Full Question: Q13. To what extent do you agree that national licensure will improve access to care for Canadians?

Topic: Access to services  
National licensure  
Patient care

Keywords: License  
Licensure  
Better  
Patients  
Access

Response Choices: Strongly disagree  
Somewhat disagree  
Neither agree nor disagree  
Somewhat agree  
Strongly agree

### Documents

---

CMA\_Survey\_Workforce2019\_Q13\_Agreement\_National\_Licensure-e.pdf

Read PDF

Download PDF