



The thumbnail shows a table with the following title: "CMA Physician Workforce Survey, 2019: National Results by FTEP or Other Specialty, Gender, Age, and Province/Territory". The table has multiple columns, including "Specialty", "Gender", "Age", and "Province/Territory". The data is presented in a grid format with various numerical values.

CMA_Survey_Workforc
e2019_Q17_Electronic
Tools-e.pdf

 Read PDF

 Download PDF



Q02. Satisfaction (professional life, balance)

<https://surveys.cma.ca/en/permalink/survey89>

Survey Date: 2019


Full Question: Q02. Rate your satisfaction with each of the following:
 Very dissatisfied
 Dissatisfied
 Neutral
 Satisfied
 Very satisfied

Topic: Satisfaction
 Hours of work and workload


Keywords: Work-life balance
 doctor satisfaction
 Physician satisfaction


Response Choices: Your professional life
 The balance between your personal and professional commitments


Documents



CMA_Survey_Workforce2019_Q2_Satisfaction-e.pdf

 Read PDF

 Download PDF



Q16. Electronic tools used by physicians

<https://surveys.cma.ca/en/permalink/survey103>

Survey Date: 2019


Full Question: Q16. Please indicate which of the following electronic tools you use in the care of your patients

Topic: Patient care
Electronic records and tools


Keywords: Electronic medical records
EMR
Electronic health record
EHR
Patient notes


Response Choices: Reminders for patient care
Ordering lab tests
Ordering diagnostic tests
Receipt of hospital visit and discharge information
Clinical decision support tool
Access to list of medications taken by a patient
Warnings for drug interactions
Interface to pharmacy/pharmacist
Access to lab test/diagnostic results
Referral to other physicians
Secure transfer of patient information
Access to provincial/territorial patient information systems
Interface to non-doctor health professionals
An Artificial Intelligence (AI)
None of the above


Documents



CMA_Survey_Workforce2019_Q16_Electronic_Tools-e.pdf

 Read PDF

 Download PDF



Q18. Providing on-call

<https://surveys.cma.ca/en/permalink/survey104>

Survey Date: 2019

Full Question: Q18. Do you provide on-call services?


Topic: Hours of work and workload
On-call activities
Access to services
Patient care
Oncall


Keywords: On-call service
Workload
Oncall activities
Oncall

Response Choices: Yes
No

Documents

CMA_Survey_Workforce2019_Q18_OnCallHrs-e.pdf

 Read PDF

 Download PDF

CMAA Physician Workforce Survey, 2019, National Results by FPPSP or Other Specialty, Gender, Age, and Province/Territory

Province/Territory	Gender	Age	FPPSP or Other Specialty	Results
Alberta	Male	18-24	Family Medicine	100%
				100%
	25-34	Family Medicine	100%	
			100%	
	35-44	Family Medicine	100%	
			100%	
	45-54	Family Medicine	100%	
			100%	
	55-64	Family Medicine	100%	
			100%	
	65+	Family Medicine	100%	
			100%	
Female	18-24	Family Medicine	100%	
			100%	
25-34	Family Medicine	100%		
		100%		
35-44	Family Medicine	100%		
		100%		
45-54	Family Medicine	100%		
		100%		
55-64	Family Medicine	100%		
		100%		
65+	Family Medicine	100%		
		100%		
British Columbia	Male	18-24	Family Medicine	100%
				100%
	25-34	Family Medicine	100%	
			100%	
	35-44	Family Medicine	100%	
			100%	
	45-54	Family Medicine	100%	
			100%	
	55-64	Family Medicine	100%	
			100%	
	65+	Family Medicine	100%	
			100%	
Female	18-24	Family Medicine	100%	
			100%	
25-34	Family Medicine	100%		
		100%		
35-44	Family Medicine	100%		
		100%		
45-54	Family Medicine	100%		
		100%		
55-64	Family Medicine	100%		
		100%		
65+	Family Medicine	100%		
		100%		
Ontario	Male	18-24	Family Medicine	100%
				100%
	25-34	Family Medicine	100%	
			100%	
	35-44	Family Medicine	100%	
			100%	
	45-54	Family Medicine	100%	
			100%	
	55-64	Family Medicine	100%	
			100%	
	65+	Family Medicine	100%	
			100%	
Female	18-24	Family Medicine	100%	
			100%	
25-34	Family Medicine	100%		
		100%		
35-44	Family Medicine	100%		
		100%		
45-54	Family Medicine	100%		
		100%		
55-64	Family Medicine	100%		
		100%		
65+	Family Medicine	100%		
		100%		
Quebec	Male	18-24	Family Medicine	100%
				100%
	25-34	Family Medicine	100%	
			100%	
	35-44	Family Medicine	100%	
			100%	
	45-54	Family Medicine	100%	
			100%	
	55-64	Family Medicine	100%	
			100%	
	65+	Family Medicine	100%	
			100%	
Female	18-24	Family Medicine	100%	
			100%	
25-34	Family Medicine	100%		
		100%		
35-44	Family Medicine	100%		
		100%		
45-54	Family Medicine	100%		
		100%		
55-64	Family Medicine	100%		
		100%		
65+	Family Medicine	100%		
		100%		
Atlantic	Male	18-24	Family Medicine	100%
				100%
	25-34	Family Medicine	100%	
			100%	
	35-44	Family Medicine	100%	
			100%	
	45-54	Family Medicine	100%	
			100%	
	55-64	Family Medicine	100%	
			100%	
	65+	Family Medicine	100%	
			100%	
Female	18-24	Family Medicine	100%	
			100%	
25-34	Family Medicine	100%		
		100%		
35-44	Family Medicine	100%		
		100%		
45-54	Family Medicine	100%		
		100%		
55-64	Family Medicine	100%		
		100%		
65+	Family Medicine	100%		
		100%		

Q19. Average on-call hours

<https://surveys.cma.ca/en/permalink/survey106>

Survey Date: 2019

Full Question: Q19. Estimate your average number of on-call work hours per month:

Topic: Access to services
Hours of work and workload
Patient care
On-call activities
Oncall

Keywords: Oncall
Time
Oncall activities
On-call hours
Workload

Documents

CMAA Physician Workforce Survey, 2019, National Results by FPPSP or Other Specialty, Gender, Age, and Province/Territory

CMA_Survey_Workforce2019_Q19_AvgOnCallHrs-e.pdf

Read PDF

Download PDF

Q20. On-call hours in direct patient care

<https://surveys.cma.ca/en/permalink/survey109>

Survey Date: 2019

Full Question: Q20. Estimate how many of your on-call hours each month are actually spent in direct patient care (e.g., phone, email, face-to-face):

Topic: Access to services
Hours of work and workload
On-call activities
Patient care
Oncall

Keywords: Oncall
On-call hours
Time
Workload

Documents

CMA_Survey_Workforc
e2019_Q20_OnCallHrs
PtCare-e.pdf

Read PDF

Download PDF

Q21 & Q22. Work hours

<https://surveys.cma.ca/en/permalink/survey112>

Survey Date: 2019


Full Question: Q21 & Q22. EXCLUDING ON-CALL ACTIVITIES, how many HOURS IN AN AVERAGE WEEK do you usually spend on the following activities? Assume each activity is mutually exclusive for reporting purposes (i.e., if an activity spans two categories, please report hours in only one category).

Topic: Hours of work and workload
 Access to services
 Patient care
 Practice management (e.g., overhead costs, paperwork)
 On-call activities
 Oncall


Keywords: Workload
 Time
 Oncall

Response Choices: Direct patient care without a teaching component, regardless of setting
 Direct patient care with a teaching component, regardless of setting
 Teaching/Education without direct patient care (contact with students/residents, preparation, marking, evaluations, etc.)
 Indirect patient care (charting, reports, phone calls, meeting patients' family, etc.)
 Health facility committees (academic planning committees)
 Administration (i.e., management of university program, chief of staff, department head, Ministry of Health, etc.)
 Research (including management of research and publications)
 Managing your practice (staff, facility, equipment, etc.)
 Continuing medical education/professional development (courses, reading, videos, tapes, seminars, etc.)
 Other
 TOTAL HOURS WORKED PER WEEK

Documents



CMA_Survey_Workforce2019_Q21_Q22Work_hours-e.pdf

 Read PDF



Download PDF