



## Q10. Providing on-call

<https://surveys.cma.ca/en/permalink/survey17>

Survey Date: 2017


Full Question: Q10. Do you provide on-call services?

Topic: Patient care  
On-call activities  
Hours of work and workload


Keywords: On-call hours  
On-call services  
Work hours  
Oncall  
Workload  
Oncall activities


### Documents

---



CMA\_Survey\_Workforce2017\_Q10\_OnCall-e.pdf

 Read PDF

 Download PDF



## Q11. Average on-call hours

<https://surveys.cma.ca/en/permalink/survey18>

Survey Date: 2017


Full Question: Q11. Estimate your average number of on-call work hours per month:

Topic: Patient care  
On-call activities  
Hours of work and workload


Keywords: On-call hours  
Oncall activities  
Oncall  
On-call services  
Work hours  
Workload


### Documents

---



CMA\_Survey\_Workforce2017\_Q11\_OnCallHours-e.pdf

 Read PDF

 Download PDF



## Q12. On-call hours in direct patient care

<https://surveys.cma.ca/en/permalink/survey19>

Survey Date: 2017

Full Question: Q12. Estimate how many of your on-call hours each month are actually spent in direct patient care (e.g., phone, email, face-to-face):

Topic: Patient care  
On-call activities  
Hours of work and workload

Keywords: Clinical care  
On-call services  
On-call hours  
Oncall  
Oncall activities  
Patient care  
Work hours  
Workload

### Documents

---



CMA\_Survey\_Workforc  
e2017\_Q12\_OnCallHrs  
PtCare-e.pdf

 Read PDF

 Download PDF



## Q13. Work hours

<https://surveys.cma.ca/en/permalink/survey20>

Survey Date: 2017

Full Question:	Q13. EXCLUDING ON-CALL ACTIVITIES, how many HOURS IN AN AVERAGE WEEK do you usually spend on the following activities? Assume each activity is mutually exclusive for reporting purposes.
Topic:	Patient care On-call activities Practice management (e.g., overhead costs, paperwork) Hours of work and workload
Keywords:	Administrative duties Committee work Indirect patient care On-call services Patient care Practice management Continuing medication education (CME) Research Teaching Work hours Oncall Oncall activities Workload
Response Choices:	Direct patient care without a teaching component, regardless of setting Direct patient care with a teaching component, regardless of setting Teaching/Education without direct patient care (contact with students/residents, preparation, marking, evaluations, etc.) Indirect patient care (charting, reports, phone calls, meeting patients' family, etc.) Health facility committees (academic planning committees) Administration (i.e., management of university program, chief of staff, department head, Ministry of Health, etc.) Research (including management of research and publications) Managing your practice (staff, facility, equipment, etc.) Continuing medical education/professional development (courses, reading, videos, tapes, seminars, etc.)

## Documents

---



CMA\_Survey\_Workforc  
e2017\_Q13\_WorkHrs-  
e.pdf

 Read PDF

 Download PDF



## Q14. Hours on administrative forms

<https://surveys.cma.ca/en/permalink/survey21>

Survey Date: 2017

Full Question: Q14. How many hours per week do you spend completing administrative forms on behalf of your patients (e.g. third party insurance forms)?


Topic: Patient care  
Practice management (e.g., overhead costs, paperwork)  
Hours of work and workload


Keywords: 3rd party insurance forms  
Administrative duties  
Indirect patient care  
Paperwork  
Practice management  
Workload


### Documents

---

CMA\_Survey\_Workforce2017\_Q14\_AdminForms-e.pdf

 Read PDF

 Download PDF



## Q17. Accepting new patients

<https://surveys.cma.ca/en/permalink/survey24>

Survey Date: 2017

Full Question: Q17. To what extent is your practice accepting new patients into your MAIN patient care setting? Please check only ONE.


Topic: Patient care  
Hours of work and workload  
Access to services

Keywords: Access to services  
Appointment availability  
Overworked  
Patient care  
Patient load  
Wait time  
Work hours  
Workload  
Wait times  
Waiting times


Response Choices: No restrictions; practice is open to all new patients  
Partially closed  
Completely closed  
Does not apply to my practice setting


## Documents

---



CMA\_Survey\_Workforce2017\_Q17\_PracticeStatus-e.pdf

 Read PDF

 Download PDF



## Q18. Number of patients seen

<https://surveys.cma.ca/en/permalink/survey25>

Survey Date: 2017

Full Question: Q18. Please estimate the number of patients you see in a TYPICAL WEEK, EXCLUDING patient visits while you are on-call (on-call is defined as time outside of regularly scheduled activity during which you are available to patients):

Topic: Patient care  
Hours of work and workload  
Access to services  
On-call activities

Keywords: Access to services  
Appointment availability  
Overworked  
Patient care  
Patient load  
Wait time  
Work hours  
Workload  
Wait times  
Waiting times

### Documents

---

CMA\_Survey\_Workforce2017\_Q18\_NumPatients-e.pdf

 Read PDF

 Download PDF





## Q19a. Patient access for URGENT cases

<https://surveys.cma.ca/en/permalink/survey26>

Survey Date: 2017

Full Question: Q19a. Typically, if a patient visits your office or is referred to you, how long would that patient wait until the first available appointment WITH YOU OR YOUR PRACTICE?


Topic: Patient care  
Hours of work and workload  
Access to services

Keywords: Access to services  
Appointment availability  
Overworked  
Patient care  
Patient load  
Referral  
Wait time  
Work hours  
Workload  
Wait times  
Waiting times


Response Choices: same day  
number of days


### Documents

---



CMA\_Survey\_Workforc  
e2017\_Q19a\_WaitTime  
UrgCare-e.pdf

 Read PDF

 Download PDF



## Q20. Access to resources

<https://surveys.cma.ca/en/permalink/survey27>

Survey Date: 2017

Full Question: Q20. Rate your access to the following for your patients:

Topic: Satisfaction

Patient care

Hospital setting

Access to services

Keywords: Access to services

Appointment availability

Clinical care

Hospital

Patient care

Referral

Satisfaction (professional)

Response Choices: Operating room

Endoscopy suites

Procedural rooms

Long-term care beds (e.g., nursing home, chronic care, etc.)

Hospital in-patient care on an urgent basis

Hospital care for elective procedures

Routine diagnostic services (e.g., lab, x-rays, etc.)

Advanced diagnostic services (e.g., MRI, CT, etc.)

Home care

Palliative care

## Documents

---



CMA\_Survey\_Workforc  
e2017\_Q20\_Access-  
e.pdf

 Read PDF

 Download PDF



## Q25a. Changes made to practice

<https://surveys.cma.ca/en/permalink/survey34>

Survey Date: 2017

Full Question: Q25a. With reference to the LAST 2 YEARS, please check all of the following changes you have already made:


Topic: Retirement  
Practice relocation  
On-call activities  
Hours of work and workload

Keywords: Career transition  
Oncall  
Oncall activities  
On-call services  
Overworked  
Patient load  
Practice relocation  
Retirement  
Work hours  
Work location  
Work-life balance  
Workload

Response Choices: Retired from clinical practice  
Reduced weekly work hours (excluding on-call)  
Increased weekly work hours (excluding on-call)  
Relocated my practice to another province/territory in Canada  
Practised in the USA  
Practised in another country

## Documents


---



CMA\_Survey\_Workforc  
e2017\_Q25a\_Changes  
Made-e.pdf

 Read PDF

 Download PDF



## Q25b. Planned changes to practice

<https://surveys.cma.ca/en/permalink/survey35>

Survey Date: 2017

Full Question: Q25b. With reference to the NEXT 2 YEARS, please check all of the following changes that you are planning to make:


Topic: Retirement  
Practice relocation  
On-call activities  
Hours of work and workload

Keywords: Career transition  
On-call services  
Oncall  
Oncall activities  
Overworked  
Patient load  
Practice relocation  
Retirement  
Work hours  
Work location  
Work-life balance  
Workload

- Response Choices:
- Retire from clinical practice
  - Retire completely from medical practice
  - Reduce weekly work hours (excluding on-call)
  - Increase weekly work hours (excluding on-call)
  - Relocate my practice to another province/territory in Canada
  - Practise in the USA
  - Practise in another country

## Documents

---



CMA\_Survey\_Workforc  
e2017\_Q25b\_ChangesP  
lanned-e.pdf

 Read PDF

 Download PDF



## Q26. Overworked/underemployed

<https://surveys.cma.ca/en/permalink/survey36>

Survey Date: 2017

Full Question: Q26. Describe your current employment situation.

Topic: Satisfaction  
Hours of work and workload  
Employment status


Keywords: Career transition  
Overworked  
Employment status  
Satisfaction (professional)  
Underemployed  
Unemployed  
Work hours  
Work-life balance  
Workload


Response Choices: Overworked in my discipline  
Employed in my discipline to my satisfaction  
Underemployed in my discipline  
Not employed in my discipline


### Documents

---

CMA\_Survey\_Workforce2017\_Q26\_Employment-e.pdf

 Read PDF

 Download PDF



## Q27. Satisfaction (professional life, balance)

<https://surveys.cma.ca/en/permalink/survey37>

Survey Date: 2017

Full Question: Q27. Rate your satisfaction with each of the following:


Topic: Satisfaction  
Hours of work and workload

Keywords: Satisfaction (professional)  
Work hours  
Work-life balance  
Workload


Response Choices: Your professional life  
The balance between your personal and professional commitments


### Documents


---



CMA\_Survey\_Workforc  
e2017\_Q27\_Satisfactio  
n-e.pdf

 Read PDF

 Download PDF



## Q19b. Patient access for NON-URGENT cases

<https://surveys.cma.ca/en/permalink/survey71>

Survey Date: 2017

Full Question: Q19b. Typically, if a patient visits your office or is referred to you, how long would that patient wait until the first available appointment WITH YOU OR YOUR PRACTICE?


Topic: Patient care  
 Hours of work and workload  
 Access to services

Keywords: Access to services  
 Appointment availability  
 Overworked  
 Patient care  
 Patient load  
 Referral  
 Wait time  
 Work hours  
 Workload  
 Wait times  
 Waiting times


Response Choices: same week  
 number of weeks


## Documents


---



CMA\_Survey\_Workforce2017\_Q19b\_WaitTimeNonUrgCare-e.pdf

 Read PDF

 Download PDF



Q06. Province(s)/territory(ies) of licensure

<https://surveys.cma.ca/en/permalink/survey73>

Survey Date: 2019



Full Question: Q06. In which Canadian jurisdiction(s) do you currently hold an active medical practice licence?


Topic: National licensure

Keywords: Province  
Territory  
License  
Licensure  
Practice  
Work  
Portability


Response Choices: British Columbia  
Alberta  
Saskatchewan  
Manitoba  
Ontario  
Quebec  
New Brunswick  
Nova Scotia  
Prince Edward Island  
Newfoundland & Labrador  
Northwest Territories  
Yukon  
Nunavut


## Documents


---



CMA\_Survey\_Workforce2019\_Q6\_Province-e.pdf

 Read PDF

 Download PDF



## Q07. Main province/territory of practice

<https://surveys.cma.ca/en/permalink/survey75>

Survey Date: 2019

Full Question: Q07. In what province/territory do you primarily work?

Topic: National licensure


Keywords: Province  
Territory  
Practice  
Work


Response Choices: British Columbia  
Alberta  
Saskatchewan  
Manitoba  
Ontario  
Quebec  
New Brunswick  
Nova Scotia  
Prince Edward Island  
Newfoundland & Labrador  
Northwest Territories  
Yukon  
Nunavut

## Documents

---

CMA\_Survey\_Workforc  
e2019\_Q7\_Practice\_Pr  
ovince-e.pdf

 Read PDF

 Download PDF

## Q09. Applying for licensure in another jurisdiction

<https://surveys.cma.ca/en/permalink/survey77>

Survey Date: 2019

Full Question: Q09. Have you ever applied for a licence to practise medicine with a Canadian medical regulatory authority in a province or territory other than where you were first licensed to practise in Canada?

Topic: Access to services  
National licensure

Keywords: License  
Licensure

Response Choices: Yes  
No

### Documents

CMA\_Survey\_Workforce2019\_Q9\_Licensure-e.pdf

Read PDF

Download PDF

## Q10. Obstacles to applying for licensure

<https://surveys.cma.ca/en/permalink/survey79>

Survey Date: 2019

Full Question: Q10. What factors did you consider significant obstacles with respect to applying for licensure in another province or territory?


Topic: Access to services  
National licensure

Keywords: License  
Licensure  
Barriers  
Practice obstacles


Response Choices: Obtaining credential verification for or from the provincial/territorial regulatory authority  
Obtaining letter(s) of good standing from the provincial/territorial regulatory authority  
Obtaining reference or character letters  
Obtaining police record check  
Cost of getting licensed in the other province or territory  
Length of the process to obtain a licence in the other province or territory  
The overall complexity of the process to obtain a licence  
Other, please specify:  
There were no significant obstacles


## Documents

---



CMA\_Survey\_Workforce2019\_Q10\_Licensure\_Obstacles-e.pdf

 Read PDF

 Download PDF

CMA Physician Workforce Survey, 2019. Tabular Results by FFS/P or Other Specialist, Gender, Age, and Province/Territory

Province/Territory	Gender	Age	FFS/P or Other Specialist
Alberta	Male	18-24	100%
Alberta	Male	25-34	100%
Alberta	Male	35-44	100%
Alberta	Male	45-54	100%
Alberta	Male	55-64	100%
Alberta	Male	65+	100%
Alberta	Female	18-24	100%
Alberta	Female	25-34	100%
Alberta	Female	35-44	100%
Alberta	Female	45-54	100%
Alberta	Female	55-64	100%
Alberta	Female	65+	100%
British Columbia	Male	18-24	100%
British Columbia	Male	25-34	100%
British Columbia	Male	35-44	100%
British Columbia	Male	45-54	100%
British Columbia	Male	55-64	100%
British Columbia	Male	65+	100%
British Columbia	Female	18-24	100%
British Columbia	Female	25-34	100%
British Columbia	Female	35-44	100%
British Columbia	Female	45-54	100%
British Columbia	Female	55-64	100%
British Columbia	Female	65+	100%
Manitoba	Male	18-24	100%
Manitoba	Male	25-34	100%
Manitoba	Male	35-44	100%
Manitoba	Male	45-54	100%
Manitoba	Male	55-64	100%
Manitoba	Male	65+	100%
Manitoba	Female	18-24	100%
Manitoba	Female	25-34	100%
Manitoba	Female	35-44	100%
Manitoba	Female	45-54	100%
Manitoba	Female	55-64	100%
Manitoba	Female	65+	100%
Ontario	Male	18-24	100%
Ontario	Male	25-34	100%
Ontario	Male	35-44	100%
Ontario	Male	45-54	100%
Ontario	Male	55-64	100%
Ontario	Male	65+	100%
Ontario	Female	18-24	100%
Ontario	Female	25-34	100%
Ontario	Female	35-44	100%
Ontario	Female	45-54	100%
Ontario	Female	55-64	100%
Ontario	Female	65+	100%
Quebec	Male	18-24	100%
Quebec	Male	25-34	100%
Quebec	Male	35-44	100%
Quebec	Male	45-54	100%
Quebec	Male	55-64	100%
Quebec	Male	65+	100%
Quebec	Female	18-24	100%
Quebec	Female	25-34	100%
Quebec	Female	35-44	100%
Quebec	Female	45-54	100%
Quebec	Female	55-64	100%
Quebec	Female	65+	100%
Atlantic	Male	18-24	100%
Atlantic	Male	25-34	100%
Atlantic	Male	35-44	100%
Atlantic	Male	45-54	100%
Atlantic	Male	55-64	100%
Atlantic	Male	65+	100%
Atlantic	Female	18-24	100%
Atlantic	Female	25-34	100%
Atlantic	Female	35-44	100%
Atlantic	Female	45-54	100%
Atlantic	Female	55-64	100%
Atlantic	Female	65+	100%

## Q11. Support for national licensure

<https://surveys.cma.ca/en/permalink/survey82>

Survey Date: 2019

Full Question: Q11. How supportive would you be of the implementation of national licensure that would enable practice in all Canadian provinces/territories?

Topic: Access to services  
National licensure

Keywords: License  
Licensure

Response Choices: Not at all supportive  
Not very supportive  
No opinion  
Somewhat supportive  
Very supportive

### Documents

CMA Physician Workforce Survey, 2019. Tabular Results by FFS/P or Other Specialist, Gender, Age, and Province/Territory

CMA\_Survey\_Workforce2019\_Q11\_National\_Licensure-e.pdf

Read PDF

Download PDF

CMA Physician Workforce Survey, 2019. Tabular Results by FFS/P or Other Specialist, Gender, Age, and Province/Territory

Province/Territory	Gender	Age	FFS/P or Other Specialist
Alberta	Male	18-24	100%
Alberta	Male	25-34	100%
Alberta	Male	35-44	100%
Alberta	Male	45-54	100%
Alberta	Male	55-64	100%
Alberta	Male	65+	100%
Alberta	Female	18-24	100%
Alberta	Female	25-34	100%
Alberta	Female	35-44	100%
Alberta	Female	45-54	100%
Alberta	Female	55-64	100%
Alberta	Female	65+	100%
British Columbia	Male	18-24	100%
British Columbia	Male	25-34	100%
British Columbia	Male	35-44	100%
British Columbia	Male	45-54	100%
British Columbia	Male	55-64	100%
British Columbia	Male	65+	100%
British Columbia	Female	18-24	100%
British Columbia	Female	25-34	100%
British Columbia	Female	35-44	100%
British Columbia	Female	45-54	100%
British Columbia	Female	55-64	100%
British Columbia	Female	65+	100%
Manitoba	Male	18-24	100%
Manitoba	Male	25-34	100%
Manitoba	Male	35-44	100%
Manitoba	Male	45-54	100%
Manitoba	Male	55-64	100%
Manitoba	Male	65+	100%
Manitoba	Female	18-24	100%
Manitoba	Female	25-34	100%
Manitoba	Female	35-44	100%
Manitoba	Female	45-54	100%
Manitoba	Female	55-64	100%
Manitoba	Female	65+	100%
Ontario	Male	18-24	100%
Ontario	Male	25-34	100%
Ontario	Male	35-44	100%
Ontario	Male	45-54	100%
Ontario	Male	55-64	100%
Ontario	Male	65+	100%
Ontario	Female	18-24	100%
Ontario	Female	25-34	100%
Ontario	Female	35-44	100%
Ontario	Female	45-54	100%
Ontario	Female	55-64	100%
Ontario	Female	65+	100%
Quebec	Male	18-24	100%
Quebec	Male	25-34	100%
Quebec	Male	35-44	100%
Quebec	Male	45-54	100%
Quebec	Male	55-64	100%
Quebec	Male	65+	100%
Quebec	Female	18-24	100%
Quebec	Female	25-34	100%
Quebec	Female	35-44	100%
Quebec	Female	45-54	100%
Quebec	Female	55-64	100%
Quebec	Female	65+	100%
Atlantic	Male	18-24	100%
Atlantic	Male	25-34	100%
Atlantic	Male	35-44	100%
Atlantic	Male	45-54	100%
Atlantic	Male	55-64	100%
Atlantic	Male	65+	100%
Atlantic	Female	18-24	100%
Atlantic	Female	25-34	100%
Atlantic	Female	35-44	100%
Atlantic	Female	45-54	100%
Atlantic	Female	55-64	100%
Atlantic	Female	65+	100%

## Q12. Impact of national licensure on physician practices

<https://surveys.cma.ca/en/permalink/survey83>

Survey Date: 2019

Full Question: Q12. If a national licensure system were implemented today, how likely would you be to:  
Highly unlikely  
Somewhat unlikely  
Unsure  
Somewhat likely  
Highly likely


Topic: Access to services  
National licensure  
Patient care

Keywords: License  
Licensure  
Changes  
Portability  
Locum  
Virtual care  
Rural practice  
Access


Response Choices: Seek out locum opportunities in other provinces/ territories  
Practise in multiple provinces/territories on an ongoing basis  
Provide virtual care (e.g., telemedicine) to patients in other provinces/territories  
Practise temporarily in rural/remote areas in other provinces/territories  
Participate in further training in another province or territory


## Documents

---



CMA\_Survey\_Workforce2019\_Q12\_Impact\_National\_Licensure-e.pdf

 Read PDF

 Download PDF

