



## Q02. Satisfaction (professional life, balance)

<https://surveys.cma.ca/en/permalink/survey89>

Survey Date: 2019

Full Question: Q02. Rate your satisfaction with each of the following:  
 Very dissatisfied  
 Dissatisfied  
 Neutral  
 Satisfied  
 Very satisfied

Topic: Satisfaction  
 Hours of work and workload

Keywords: Work-life balance  
 doctor satisfaction  
 Physician satisfaction

Response Choices: Your professional life  
 The balance between your personal and professional commitments

### Documents




CMA\_Survey\_Workforc  
 e2019\_Q2\_Satisfaction  
 -e.pdf

 Read PDF

 Download PDF

## Q06. Province(s)/territory(ies) of licensure



# <https://surveys.cma.ca/en/permalink/survey73>

Survey Date: 2019

Full Question: Q06. In which Canadian jurisdiction(s) do you currently hold an active medical practice licence?

Topic: National licensure


Keywords: Province  
Territory  
License  
Licensure  
Practice  
Work  
Portability


Response Choices: British Columbia  
Alberta  
Saskatchewan  
Manitoba  
Ontario  
Quebec  
New Brunswick  
Nova Scotia  
Prince Edward Island  
Newfoundland & Labrador  
Northwest Territories  
Yukon  
Nunavut


## Documents

---

CMA\_Survey\_Workforc  
e2019\_Q6\_Province-  
e.pdf

 Read PDF

 Download PDF



## Q07. Main province/territory of practice

<https://surveys.cma.ca/en/permalink/survey75>

Survey Date: 2019

Full Question: Q07. In what province/territory do you primarily work?


Topic: National licensure

Keywords: Province  
Territory  
Practice  
Work


Response Choices: British Columbia  
Alberta  
Saskatchewan  
Manitoba  
Ontario  
Quebec  
New Brunswick  
Nova Scotia  
Prince Edward Island  
Newfoundland & Labrador  
Northwest Territories  
Yukon  
Nunavut


## Documents

---



CMA\_Survey\_Workforce2019\_Q7\_Practice\_Province-e.pdf

 Read PDF

 Download PDF



## Q08. Provision of patient/clinical care

<https://surveys.cma.ca/en/permalink/survey15>

Survey Date: 2017

Full Question: Q08. Do you provide patient/clinical care (either direct or indirect)?

Topic: Patient care

Access to services

Keywords: Access to services

Clinical care


Indirect patient care

Patient care


Practice setting


### Documents


---



CMA\_Survey\_Workforc  
e2017\_Q8\_PatientCare  
-e.pdf

 Read PDF

 Download PDF



## Q09. Applying for licensure in another jurisdiction

<https://surveys.cma.ca/en/permalink/survey77>

Survey Date: 2019

Full Question: Q09. Have you ever applied for a licence to practise medicine with a Canadian medical regulatory authority in a province or territory other than where you were first licensed to practise in Canada?

Topic: Access to services  
National licensure


Keywords: License  
Licensure


Response Choices: Yes  
No

### Documents

---

CMA\_Survey\_Workforce2019\_Q9\_Licensure.pdf

 Read PDF

 Download PDF



## Q09. Organization of practice (solo, group, etc.)

<https://surveys.cma.ca/en/permalink/survey16>

Survey Date: 2017

Full Question: Q09. How is your MAIN patient care setting organized? Check ONLY ONE. (Note that a solo or group practice could also include another health professional who does not have her/his own caseload).

Topic:	Work setting Patient care Hospital setting Collaborative practice
Keywords:	Collaborative practice Group practice Hospital setting Interprofessional Partner Patient care setting Practice setting Solo practice Team practice Work setting
Response Choices:	Solo practice Group practice – community based Interprofessional practice – community based (physician(s) & other health professional(s) who have their own caseloads) Hospital-based practice

## Documents

---



CMA\_Survey\_Workforce2017\_Q9\_OrgSetting-e.pdf

 Read PDF

 Download PDF

Q10. Obstacles to applying for licensure

<https://surveys.cma.ca/en/permalink/survey79>

Survey Date: 2019

Full Question: Q10. What factors did you consider significant obstacles with respect to applying for licensure in another province or territory?

Topic: Access to services  
National licensure

Keywords: License  
Licensure  
Barriers  
Practice obstacles

Response Choices: Obtaining credential verification for or from the provincial/territorial regulatory authority  
Obtaining letter(s) of good standing from the provincial/territorial regulatory authority  
Obtaining reference or character letters  
Obtaining police record check  
Cost of getting licensed in the other province or territory  
Length of the process to obtain a licence in the other province or territory  
The overall complexity of the process to obtain a licence  
Other, please specify:  
There were no significant obstacles

## Documents

---

CMA\_Survey\_Workforce2019\_Q10\_Licensure\_Obstacles-e.pdf

Read PDF

Download PDF

CMA Physician Workforce Survey, 2019. Tabular Results by FFS/P or Other Specialist, Gender, Age, and Province/Territory

Province/Territory	Gender	Age	FFS/P or Other Specialist
Alberta	Male	18-24	100%
Alberta	Female	18-24	100%
Alberta	Male	25-34	100%
Alberta	Female	25-34	100%
Alberta	Male	35-44	100%
Alberta	Female	35-44	100%
Alberta	Male	45-54	100%
Alberta	Female	45-54	100%
Alberta	Male	55-64	100%
Alberta	Female	55-64	100%
Alberta	Male	65+	100%
Alberta	Female	65+	100%
British Columbia	Male	18-24	100%
British Columbia	Female	18-24	100%
British Columbia	Male	25-34	100%
British Columbia	Female	25-34	100%
British Columbia	Male	35-44	100%
British Columbia	Female	35-44	100%
British Columbia	Male	45-54	100%
British Columbia	Female	45-54	100%
British Columbia	Male	55-64	100%
British Columbia	Female	55-64	100%
British Columbia	Male	65+	100%
British Columbia	Female	65+	100%
Manitoba	Male	18-24	100%
Manitoba	Female	18-24	100%
Manitoba	Male	25-34	100%
Manitoba	Female	25-34	100%
Manitoba	Male	35-44	100%
Manitoba	Female	35-44	100%
Manitoba	Male	45-54	100%
Manitoba	Female	45-54	100%
Manitoba	Male	55-64	100%
Manitoba	Female	55-64	100%
Manitoba	Male	65+	100%
Manitoba	Female	65+	100%
Ontario	Male	18-24	100%
Ontario	Female	18-24	100%
Ontario	Male	25-34	100%
Ontario	Female	25-34	100%
Ontario	Male	35-44	100%
Ontario	Female	35-44	100%
Ontario	Male	45-54	100%
Ontario	Female	45-54	100%
Ontario	Male	55-64	100%
Ontario	Female	55-64	100%
Ontario	Male	65+	100%
Ontario	Female	65+	100%
Quebec	Male	18-24	100%
Quebec	Female	18-24	100%
Quebec	Male	25-34	100%
Quebec	Female	25-34	100%
Quebec	Male	35-44	100%
Quebec	Female	35-44	100%
Quebec	Male	45-54	100%
Quebec	Female	45-54	100%
Quebec	Male	55-64	100%
Quebec	Female	55-64	100%
Quebec	Male	65+	100%
Quebec	Female	65+	100%
Atlantic	Male	18-24	100%
Atlantic	Female	18-24	100%
Atlantic	Male	25-34	100%
Atlantic	Female	25-34	100%
Atlantic	Male	35-44	100%
Atlantic	Female	35-44	100%
Atlantic	Male	45-54	100%
Atlantic	Female	45-54	100%
Atlantic	Male	55-64	100%
Atlantic	Female	55-64	100%
Atlantic	Male	65+	100%
Atlantic	Female	65+	100%

## Q11. Support for national licensure

<https://surveys.cma.ca/en/permalink/survey82>

Survey Date: 2019

Full Question: Q11. How supportive would you be of the implementation of national licensure that would enable practice in all Canadian provinces/territories?

Topic: Access to services  
National licensure

Keywords: License  
Licensure

Response Choices: Not at all supportive  
Not very supportive  
No opinion  
Somewhat supportive  
Very supportive

### Documents

CMA Physician Workforce Survey, 2019. Tabular Results by FFS/P or Other Specialist, Gender, Age, and Province/Territory

CMA\_Survey\_Workforce2019\_Q11\_National\_Licensure-e.pdf

Read PDF

Download PDF

CMA Physician Workforce Survey, 2019. Tabular Results by FFS/P or Other Specialist, Gender, Age, and Province/Territory

Province/Territory	Gender	Age	FFS/P or Other Specialist
Alberta	Male	18-24	100%
Alberta	Female	18-24	100%
Alberta	Male	25-34	100%
Alberta	Female	25-34	100%
Alberta	Male	35-44	100%
Alberta	Female	35-44	100%
Alberta	Male	45-54	100%
Alberta	Female	45-54	100%
Alberta	Male	55-64	100%
Alberta	Female	55-64	100%
Alberta	Male	65+	100%
Alberta	Female	65+	100%
British Columbia	Male	18-24	100%
British Columbia	Female	18-24	100%
British Columbia	Male	25-34	100%
British Columbia	Female	25-34	100%
British Columbia	Male	35-44	100%
British Columbia	Female	35-44	100%
British Columbia	Male	45-54	100%
British Columbia	Female	45-54	100%
British Columbia	Male	55-64	100%
British Columbia	Female	55-64	100%
British Columbia	Male	65+	100%
British Columbia	Female	65+	100%
Manitoba	Male	18-24	100%
Manitoba	Female	18-24	100%
Manitoba	Male	25-34	100%
Manitoba	Female	25-34	100%
Manitoba	Male	35-44	100%
Manitoba	Female	35-44	100%
Manitoba	Male	45-54	100%
Manitoba	Female	45-54	100%
Manitoba	Male	55-64	100%
Manitoba	Female	55-64	100%
Manitoba	Male	65+	100%
Manitoba	Female	65+	100%
Ontario	Male	18-24	100%
Ontario	Female	18-24	100%
Ontario	Male	25-34	100%
Ontario	Female	25-34	100%
Ontario	Male	35-44	100%
Ontario	Female	35-44	100%
Ontario	Male	45-54	100%
Ontario	Female	45-54	100%
Ontario	Male	55-64	100%
Ontario	Female	55-64	100%
Ontario	Male	65+	100%
Ontario	Female	65+	100%
Quebec	Male	18-24	100%
Quebec	Female	18-24	100%
Quebec	Male	25-34	100%
Quebec	Female	25-34	100%
Quebec	Male	35-44	100%
Quebec	Female	35-44	100%
Quebec	Male	45-54	100%
Quebec	Female	45-54	100%
Quebec	Male	55-64	100%
Quebec	Female	55-64	100%
Quebec	Male	65+	100%
Quebec	Female	65+	100%
Atlantic	Male	18-24	100%
Atlantic	Female	18-24	100%
Atlantic	Male	25-34	100%
Atlantic	Female	25-34	100%
Atlantic	Male	35-44	100%
Atlantic	Female	35-44	100%
Atlantic	Male	45-54	100%
Atlantic	Female	45-54	100%
Atlantic	Male	55-64	100%
Atlantic	Female	55-64	100%
Atlantic	Male	65+	100%
Atlantic	Female	65+	100%

## Q12. Impact of national licensure on physician practices

<https://surveys.cma.ca/en/permalink/survey83>

Survey Date: 2019



Full Question: Q12. If a national licensure system were implemented today, how likely would you be to:  
Highly unlikely  
Somewhat unlikely  
Unsure  
Somewhat likely  
Highly likely


Topic: Access to services  
National licensure  
Patient care

Keywords: License  
Licensure  
Changes  
Portability  
Locum  
Virtual care  
Rural practice  
Access


Response Choices: Seek out locum opportunities in other provinces/ territories  
Practise in multiple provinces/territories on an ongoing basis  
Provide virtual care (e.g., telemedicine) to patients in other provinces/territories  
Practise temporarily in rural/remote areas in other provinces/territories  
Participate in further training in another province or territory


## Documents

---



CMA\_Survey\_Workforc  
e2019\_Q12\_Impact\_Na  
tional\_Licensure-e.pdf

 Read PDF

 Download PDF

Specialty	Male	Female	Age Group	Practice Setting
FFSP	100	100	100	100
Other	100	100	100	100
Male	100	100	100	100
Female	100	100	100	100
Age Group	100	100	100	100
Practice Setting	100	100	100	100

## Q13. Agreement that national licensure will improve access

<https://surveys.cma.ca/en/permalink/survey85>

Survey Date: 2019

Full Question: Q13. To what extent do you agree that national licensure will improve access to care for Canadians?

Topic: Access to services  
National licensure  
Patient care

Keywords: License  
Licensure  
Better  
Patients  
Access

Response Choices: Strongly disagree  
Somewhat disagree  
Neither agree nor disagree  
Somewhat agree  
Strongly agree

### Documents

---

CMA\_Survey\_Workforce2019\_Q13\_Agreement\_National\_Licensure-e.pdf

Read PDF

Download PDF

Q14 Physician Workforce Survey, 2019, National Results by FPEP or Other Specialist, Gender, Age, and Practice Territory

Response	Male	Female	Total
Yes	1,110	1,110	2,220
No	1,110	1,110	2,220
Total	2,220	2,220	4,440

## Q14. Provision of patient/clinical care

<https://surveys.cma.ca/en/permalink/survey99>

Survey Date: 2019

Full Question: Q14. Do you provide patient/clinical care (either direct or indirect)?

Topic: Access to services  
Patient care

Keywords: Patients  
Clinical care  
Direct clinical care  
Indirect clinical care

Response Choices: Yes  
No

### Documents

Q14 Physician Workforce Survey, 2019, National Results by FPEP or Other Specialist, Gender, Age, and Practice Territory

CMA\_Survey\_Workforc  
e2019\_Q14\_Provision-  
e.pdf

Read PDF

Download PDF

Q16 Physician Workforce Survey, 2019, National Results by FPEP or Other Specialist, Gender, Age, and Practice Territory

Response	Male	Female	Total
Yes	1,110	1,110	2,220
No	1,110	1,110	2,220
Total	2,220	2,220	4,440

## Q16. Electronic tools used by physicians

<https://surveys.cma.ca/en/permalink/survey103>

Survey Date: 2019


Full Question: Q16. Please indicate which of the following electronic tools you use in the care of your patients

Topic: Patient care  
Electronic records and tools


- Keywords:            Electronic medical records  
                          EMR  
                          Electronic health record  
                          EHR  
                          Patient notes
- Response Choices:  Reminders for patient care  
                          Ordering lab tests  
                          Ordering diagnostic tests  
                          Receipt of hospital visit and discharge information  
                          Clinical decision support tool  
                          Access to list of medications taken by a patient  
                          Warnings for drug interactions  
                          Interface to pharmacy/pharmacist  
                          Access to lab test/diagnostic results  
                          Referral to other physicians  
                          Secure transfer of patient information  
                          Access to provincial/territorial patient information systems  
                          Interface to non-doctor health professionals  
                          An Artificial Intelligence (AI)  
                          None of the above


## Documents

---




CMA\_Survey\_Workforce2019\_Q16\_Electronic\_Tools-e.pdf

 Read PDF

 Download PDF

---

## Q17. Accepting new patients



## <https://surveys.cma.ca/en/permalink/survey24>

Survey Date: 2017

Full Question: Q17. To what extent is your practice accepting new patients into your MAIN patient care setting? Please check only ONE.


Topic: Patient care  
Hours of work and workload  
Access to services

Keywords: Access to services  
Appointment availability  
Overworked  
Patient care  
Patient load  
Wait time  
Work hours  
Workload  
Wait times  
Waiting times


Response Choices: No restrictions; practice is open to all new patients  
Partially closed  
Completely closed  
Does not apply to my practice setting


### Documents

---



CMA\_Survey\_Workforc  
e2017\_Q17\_PracticeSta  
tus-e.pdf

 Read PDF

 Download PDF

## Q17. Electronic tools used by patients

<https://surveys.cma.ca/en/permalink/survey88>

Survey Date: 2019

Full Question: Q17. Which of the following can patients in your practice do?

Topic: Patient care  
Electronic records and tools

Keywords: Electronic medical records  
EMR  
Electronic health record  
EHR  
Patient notes  
Virtual care  
Visit  
Consult  
e-scheduling  
Online records  
Online prescriptions  
email

Response Choices: Request appointments online (i.e. advance access e-scheduling)  
Request prescription renewals online  
View information from their health record online (e.g. lab test results or immunization history)  
Electronically add measurements (e.g. blood pressure readings) to their electronic record  
Electronically add text and/or other documentation to their electronic record  
Visit with you virtually (i.e. online by video)  
Consult with you via email or text message  
None of the above  
N/A (e.g. hospital practice only)


## Documents

---

CMA\_Survey\_Workforc

e2019\_Q17\_Electronic  
Tools-e.pdf

 Read PDF

 Download PDF



## Q18. Number of patients seen

<https://surveys.cma.ca/en/permalink/survey25>

Survey Date: 2017

Full Question: Q18. Please estimate the number of patients you see in a TYPICAL WEEK, EXCLUDING patient visits while you are on-call (on-call is defined as time outside of regularly scheduled activity during which you are available to patients):

Topic: Patient care  
Hours of work and workload  
Access to services  
On-call activities

Keywords: Access to services  
Appointment availability  
Overworked  
Patient care  
Patient load  
Wait time  
Work hours  
Workload  
Wait times  
Waiting times

### Documents

---




CMA\_Survey\_Workforce2017\_Q18\_NumPatients-e.pdf

 Read PDF

 Download PDF





## Q18. Providing on-call

<https://surveys.cma.ca/en/permalink/survey104>

Survey Date: 2019

Full Question: Q18. Do you provide on-call services?


Topic: Hours of work and workload  
 On-call activities  
 Access to services  
 Patient care  
 Oncall

Keywords: On-call service  
 Workload  
 Oncall activities  
 Oncall


Response Choices: Yes  
 No


### Documents


---



CMA\_Survey\_Workforce2019\_Q18\_OnCallHrs-e.pdf

 Read PDF

 Download PDF



## Q19a. Patient access for URGENT cases

<https://surveys.cma.ca/en/permalink/survey26>

Survey Date: 2017

Full Question: Q19a. Typically, if a patient visits your office or is referred to you, how long would that patient wait until the first available appointment WITH YOU OR YOUR PRACTICE?


Topic: Patient care  
Hours of work and workload  
Access to services

Keywords: Access to services  
Appointment availability  
Overworked  
Patient care  
Patient load  
Referral  
Wait time  
Work hours  
Workload  
Wait times  
Waiting times


Response Choices: same day  
number of days


## Documents

---



CMA\_Survey\_Workforc  
e2017\_Q19a\_WaitTime  
UrgCare-e.pdf

 Read PDF

 Download PDF

## Q19. Average on-call hours

<https://surveys.cma.ca/en/permalink/survey106>

Survey Date: 2019

Full Question: Q19. Estimate your average number of on-call work hours per month:

Topic: Access to services  
Hours of work and workload  
Patient care  
On-call activities  
Oncall

Keywords: Oncall  
Time  
Oncall activities  
On-call hours  
Workload

### Documents

---

CMA\_Survey\_Workforce2019\_Q19\_AvgOnCallHrs-e.pdf

Read PDF

Download PDF

## Q19b. Patient access for NON-URGENT cases

<https://surveys.cma.ca/en/permalink/survey71>

Survey Date: 2017

Full Question: Q19b. Typically, if a patient visits your office or is referred to you, how long would that patient wait until the first available appointment WITH YOU OR YOUR PRACTICE?


Topic: Patient care  
Hours of work and workload  
Access to services

Keywords: Access to services  
Appointment availability  
Overworked  
Patient care  
Patient load  
Referral  
Wait time  
Work hours  
Workload  
Wait times  
Waiting times


Response Choices: same week  
number of weeks


## Documents

---




CMA\_Survey\_Workforc  
e2017\_Q19b\_WaitTime  
NonUrgCare-e.pdf

 Read PDF

 Download PDF

## Q20. Access to resources

<https://surveys.cma.ca/en/permalink/survey27>



Survey Date: 2017

Full Question: Q20. Rate your access to the following for your patients:


Topic: Satisfaction  
Patient care  
Hospital setting  
Access to services

Keywords: Access to services  
Appointment availability  
Clinical care  
Hospital  
Patient care  
Referral  
Satisfaction (professional)


Response Choices: Operating room  
Endoscopy suites  
Procedural rooms  
Long-term care beds (e.g., nursing home, chronic care, etc.)  
Hospital in-patient care on an urgent basis  
Hospital care for elective procedures  
Routine diagnostic services (e.g., lab, x-rays, etc.)  
Advanced diagnostic services (e.g., MRI, CT, etc.)  
Home care  
Palliative care


## Documents

---



CMA\_Survey\_Workforc  
e2017\_Q20\_Access-  
e.pdf

 Read PDF

 Download PDF

