



Q06. Province(s)/territory(ies) of licensure

<https://surveys.cma.ca/en/permalink/survey73>

Survey Date: 2019

Full Question: Q06. In which Canadian jurisdiction(s) do you currently hold an active medical practice licence?

Topic: National licensure

Keywords: Province
Territory
License
Licensure
Practice
Work
Portability

Response Choices: British Columbia
Alberta
Saskatchewan
Manitoba
Ontario
Quebec
New Brunswick
Nova Scotia
Prince Edward Island
Newfoundland & Labrador
Northwest Territories
Yukon
Nunavut

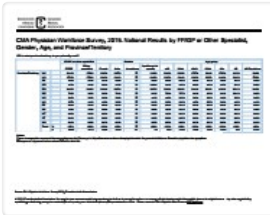
Documents



CMA_Survey_Workforc
e2019_Q6_Province-
e.pdf

Read PDF

Download PDF



CMA Physician Workforce Survey, 2019: National Results by FFS/FP or Other Specialty, Gender, Age, and Province/Territory

Province/Territory	Specialty	Gender	Age	Workforce
British Columbia	Family Practice	Male	25-34	100
British Columbia	Family Practice	Female	25-34	100
British Columbia	Family Practice	Male	35-44	100
British Columbia	Family Practice	Female	35-44	100
British Columbia	Family Practice	Male	45-54	100
British Columbia	Family Practice	Female	45-54	100
British Columbia	Family Practice	Male	55-64	100
British Columbia	Family Practice	Female	55-64	100
British Columbia	Family Practice	Male	65+	100
British Columbia	Family Practice	Female	65+	100
British Columbia	Family Practice	Male	All	100
British Columbia	Family Practice	Female	All	100
British Columbia	Family Practice	All	All	100
Alberta	Family Practice	Male	25-34	100
Alberta	Family Practice	Female	25-34	100
Alberta	Family Practice	Male	35-44	100
Alberta	Family Practice	Female	35-44	100
Alberta	Family Practice	Male	45-54	100
Alberta	Family Practice	Female	45-54	100
Alberta	Family Practice	Male	55-64	100
Alberta	Family Practice	Female	55-64	100
Alberta	Family Practice	Male	65+	100
Alberta	Family Practice	Female	65+	100
Alberta	Family Practice	Male	All	100
Alberta	Family Practice	Female	All	100
Alberta	Family Practice	All	All	100
Saskatchewan	Family Practice	Male	25-34	100
Saskatchewan	Family Practice	Female	25-34	100
Saskatchewan	Family Practice	Male	35-44	100
Saskatchewan	Family Practice	Female	35-44	100
Saskatchewan	Family Practice	Male	45-54	100
Saskatchewan	Family Practice	Female	45-54	100
Saskatchewan	Family Practice	Male	55-64	100
Saskatchewan	Family Practice	Female	55-64	100
Saskatchewan	Family Practice	Male	65+	100
Saskatchewan	Family Practice	Female	65+	100
Saskatchewan	Family Practice	Male	All	100
Saskatchewan	Family Practice	Female	All	100
Saskatchewan	Family Practice	All	All	100
Manitoba	Family Practice	Male	25-34	100
Manitoba	Family Practice	Female	25-34	100
Manitoba	Family Practice	Male	35-44	100
Manitoba	Family Practice	Female	35-44	100
Manitoba	Family Practice	Male	45-54	100
Manitoba	Family Practice	Female	45-54	100
Manitoba	Family Practice	Male	55-64	100
Manitoba	Family Practice	Female	55-64	100
Manitoba	Family Practice	Male	65+	100
Manitoba	Family Practice	Female	65+	100
Manitoba	Family Practice	Male	All	100
Manitoba	Family Practice	Female	All	100
Manitoba	Family Practice	All	All	100
Ontario	Family Practice	Male	25-34	100
Ontario	Family Practice	Female	25-34	100
Ontario	Family Practice	Male	35-44	100
Ontario	Family Practice	Female	35-44	100
Ontario	Family Practice	Male	45-54	100
Ontario	Family Practice	Female	45-54	100
Ontario	Family Practice	Male	55-64	100
Ontario	Family Practice	Female	55-64	100
Ontario	Family Practice	Male	65+	100
Ontario	Family Practice	Female	65+	100
Ontario	Family Practice	Male	All	100
Ontario	Family Practice	Female	All	100
Ontario	Family Practice	All	All	100
Quebec	Family Practice	Male	25-34	100
Quebec	Family Practice	Female	25-34	100
Quebec	Family Practice	Male	35-44	100
Quebec	Family Practice	Female	35-44	100
Quebec	Family Practice	Male	45-54	100
Quebec	Family Practice	Female	45-54	100
Quebec	Family Practice	Male	55-64	100
Quebec	Family Practice	Female	55-64	100
Quebec	Family Practice	Male	65+	100
Quebec	Family Practice	Female	65+	100
Quebec	Family Practice	Male	All	100
Quebec	Family Practice	Female	All	100
Quebec	Family Practice	All	All	100
New Brunswick	Family Practice	Male	25-34	100
New Brunswick	Family Practice	Female	25-34	100
New Brunswick	Family Practice	Male	35-44	100
New Brunswick	Family Practice	Female	35-44	100
New Brunswick	Family Practice	Male	45-54	100
New Brunswick	Family Practice	Female	45-54	100
New Brunswick	Family Practice	Male	55-64	100
New Brunswick	Family Practice	Female	55-64	100
New Brunswick	Family Practice	Male	65+	100
New Brunswick	Family Practice	Female	65+	100
New Brunswick	Family Practice	Male	All	100
New Brunswick	Family Practice	Female	All	100
New Brunswick	Family Practice	All	All	100
Nova Scotia	Family Practice	Male	25-34	100
Nova Scotia	Family Practice	Female	25-34	100
Nova Scotia	Family Practice	Male	35-44	100
Nova Scotia	Family Practice	Female	35-44	100
Nova Scotia	Family Practice	Male	45-54	100
Nova Scotia	Family Practice	Female	45-54	100
Nova Scotia	Family Practice	Male	55-64	100
Nova Scotia	Family Practice	Female	55-64	100
Nova Scotia	Family Practice	Male	65+	100
Nova Scotia	Family Practice	Female	65+	100
Nova Scotia	Family Practice	Male	All	100
Nova Scotia	Family Practice	Female	All	100
Nova Scotia	Family Practice	All	All	100
Prince Edward Island	Family Practice	Male	25-34	100
Prince Edward Island	Family Practice	Female	25-34	100
Prince Edward Island	Family Practice	Male	35-44	100
Prince Edward Island	Family Practice	Female	35-44	100
Prince Edward Island	Family Practice	Male	45-54	100
Prince Edward Island	Family Practice	Female	45-54	100
Prince Edward Island	Family Practice	Male	55-64	100
Prince Edward Island	Family Practice	Female	55-64	100
Prince Edward Island	Family Practice	Male	65+	100
Prince Edward Island	Family Practice	Female	65+	100
Prince Edward Island	Family Practice	Male	All	100
Prince Edward Island	Family Practice	Female	All	100
Prince Edward Island	Family Practice	All	All	100
Newfoundland & Labrador	Family Practice	Male	25-34	100
Newfoundland & Labrador	Family Practice	Female	25-34	100
Newfoundland & Labrador	Family Practice	Male	35-44	100
Newfoundland & Labrador	Family Practice	Female	35-44	100
Newfoundland & Labrador	Family Practice	Male	45-54	100
Newfoundland & Labrador	Family Practice	Female	45-54	100
Newfoundland & Labrador	Family Practice	Male	55-64	100
Newfoundland & Labrador	Family Practice	Female	55-64	100
Newfoundland & Labrador	Family Practice	Male	65+	100
Newfoundland & Labrador	Family Practice	Female	65+	100
Newfoundland & Labrador	Family Practice	Male	All	100
Newfoundland & Labrador	Family Practice	Female	All	100
Newfoundland & Labrador	Family Practice	All	All	100
Northwest Territories	Family Practice	Male	25-34	100
Northwest Territories	Family Practice	Female	25-34	100
Northwest Territories	Family Practice	Male	35-44	100
Northwest Territories	Family Practice	Female	35-44	100
Northwest Territories	Family Practice	Male	45-54	100
Northwest Territories	Family Practice	Female	45-54	100
Northwest Territories	Family Practice	Male	55-64	100
Northwest Territories	Family Practice	Female	55-64	100
Northwest Territories	Family Practice	Male	65+	100
Northwest Territories	Family Practice	Female	65+	100
Northwest Territories	Family Practice	Male	All	100
Northwest Territories	Family Practice	Female	All	100
Northwest Territories	Family Practice	All	All	100
Yukon	Family Practice	Male	25-34	100
Yukon	Family Practice	Female	25-34	100
Yukon	Family Practice	Male	35-44	100
Yukon	Family Practice	Female	35-44	100
Yukon	Family Practice	Male	45-54	100
Yukon	Family Practice	Female	45-54	100
Yukon	Family Practice	Male	55-64	100
Yukon	Family Practice	Female	55-64	100
Yukon	Family Practice	Male	65+	100
Yukon	Family Practice	Female	65+	100
Yukon	Family Practice	Male	All	100
Yukon	Family Practice	Female	All	100
Yukon	Family Practice	All	All	100
Nunavut	Family Practice	Male	25-34	100
Nunavut	Family Practice	Female	25-34	100
Nunavut	Family Practice	Male	35-44	100
Nunavut	Family Practice	Female	35-44	100
Nunavut	Family Practice	Male	45-54	100
Nunavut	Family Practice	Female	45-54	100
Nunavut	Family Practice	Male	55-64	100
Nunavut	Family Practice	Female	55-64	100
Nunavut	Family Practice	Male	65+	100
Nunavut	Family Practice	Female	65+	100
Nunavut	Family Practice	Male	All	100
Nunavut	Family Practice	Female	All	100
Nunavut	Family Practice	All	All	100

Q07. Main province/territory of practice

<https://surveys.cma.ca/en/permalink/survey75>

Survey Date: 2019

Full Question: Q07. In what province/territory do you primarily work?

Topic: National licensure

Keywords: Province
Territory
Practice
Work

Response Choices: British Columbia
Alberta
Saskatchewan
Manitoba
Ontario
Quebec
New Brunswick
Nova Scotia
Prince Edward Island
Newfoundland & Labrador
Northwest Territories
Yukon
Nunavut

Documents



e2019_Q7_Practice_Pr
ovince-e.pdf

 Read PDF

 Download PDF



Q08. Provision of patient/clinical care

<https://surveys.cma.ca/en/permalink/survey15>

Survey Date: 2017

Full Question: Q08. Do you provide patient/clinical care (either direct or indirect)?

Topic: Patient care

Access to services

Keywords: Access to services


Clinical care

Indirect patient care

Patient care

Practice setting


Documents



CMA_Survey_Workforc
e2017_Q8_PatientCare
-e.pdf

 Read PDF

 Download PDF



Q09. Applying for licensure in another jurisdiction

<https://surveys.cma.ca/en/permalink/survey77>

Survey Date: 2019

Full Question: Q09. Have you ever applied for a licence to practise medicine with a Canadian medical regulatory authority in a province or territory other than where you were first licensed to practise in Canada?


Topic: Access to services
National licensure


Keywords: License
Licensure

Response Choices: Yes
No

Documents

CMA_Survey_Workforce2019_Q9_Licensure.pdf

 Read PDF

 Download PDF



Q09. Organization of practice (solo, group, etc.)


<https://surveys.cma.ca/en/permalink/survey16>

Survey Date: 2017


Full Question: Q09. How is your MAIN patient care setting organized? Check ONLY ONE. (Note that a solo or group practice could also include another health professional who does not have her/his own caseload).


Topic:	Work setting Patient care Hospital setting Collaborative practice
Keywords:	Collaborative practice Group practice Hospital setting Interprofessional Partner Patient care setting Practice setting Solo practice Team practice Work setting
Response Choices:	Solo practice Group practice – community based Interprofessional practice – community based (physician(s) & other health professional(s) who have their own caseloads) Hospital-based practice

Documents



CMA_Survey_Workforce2017_Q9_OrgSetting-e.pdf

 Read PDF

 Download PDF

Q10. Obstacles to applying for licensure

<https://surveys.cma.ca/en/permalink/survey79>

Survey Date: 2019

Full Question: Q10. What factors did you consider significant obstacles with respect to applying for licensure in another province or territory?

Topic: Access to services
National licensure

Keywords: License
Licensure
Barriers
Practice obstacles

Response Choices: Obtaining credential verification for or from the provincial/territorial regulatory authority
Obtaining letter(s) of good standing from the provincial/territorial regulatory authority
Obtaining reference or character letters
Obtaining police record check
Cost of getting licensed in the other province or territory
Length of the process to obtain a licence in the other province or territory
The overall complexity of the process to obtain a licence
Other, please specify:
There were no significant obstacles

Documents

CMA_Survey_Workforce2019_Q10_Licensure_Obstacles-e.pdf

Read PDF

Download PDF

CMA Physician Workforce Survey, 2019. Tabular Results by FFS/P or Other Specialist, Gender, Age, and Province/Territory

Province/Territory	Gender	Age	FFS/P or Other Specialist	Response
Alberta	Male	18-24	FFS/P	Not at all supportive
Alberta	Male	25-34	FFS/P	Not at all supportive
Alberta	Male	35-44	FFS/P	Not at all supportive
Alberta	Male	45-54	FFS/P	Not at all supportive
Alberta	Male	55-64	FFS/P	Not at all supportive
Alberta	Male	65+	FFS/P	Not at all supportive
Alberta	Female	18-24	FFS/P	Not at all supportive
Alberta	Female	25-34	FFS/P	Not at all supportive
Alberta	Female	35-44	FFS/P	Not at all supportive
Alberta	Female	45-54	FFS/P	Not at all supportive
Alberta	Female	55-64	FFS/P	Not at all supportive
Alberta	Female	65+	FFS/P	Not at all supportive
British Columbia	Male	18-24	FFS/P	Not at all supportive
British Columbia	Male	25-34	FFS/P	Not at all supportive
British Columbia	Male	35-44	FFS/P	Not at all supportive
British Columbia	Male	45-54	FFS/P	Not at all supportive
British Columbia	Male	55-64	FFS/P	Not at all supportive
British Columbia	Male	65+	FFS/P	Not at all supportive
British Columbia	Female	18-24	FFS/P	Not at all supportive
British Columbia	Female	25-34	FFS/P	Not at all supportive
British Columbia	Female	35-44	FFS/P	Not at all supportive
British Columbia	Female	45-54	FFS/P	Not at all supportive
British Columbia	Female	55-64	FFS/P	Not at all supportive
British Columbia	Female	65+	FFS/P	Not at all supportive
Manitoba	Male	18-24	FFS/P	Not at all supportive
Manitoba	Male	25-34	FFS/P	Not at all supportive
Manitoba	Male	35-44	FFS/P	Not at all supportive
Manitoba	Male	45-54	FFS/P	Not at all supportive
Manitoba	Male	55-64	FFS/P	Not at all supportive
Manitoba	Male	65+	FFS/P	Not at all supportive
Manitoba	Female	18-24	FFS/P	Not at all supportive
Manitoba	Female	25-34	FFS/P	Not at all supportive
Manitoba	Female	35-44	FFS/P	Not at all supportive
Manitoba	Female	45-54	FFS/P	Not at all supportive
Manitoba	Female	55-64	FFS/P	Not at all supportive
Manitoba	Female	65+	FFS/P	Not at all supportive
Ontario	Male	18-24	FFS/P	Not at all supportive
Ontario	Male	25-34	FFS/P	Not at all supportive
Ontario	Male	35-44	FFS/P	Not at all supportive
Ontario	Male	45-54	FFS/P	Not at all supportive
Ontario	Male	55-64	FFS/P	Not at all supportive
Ontario	Male	65+	FFS/P	Not at all supportive
Ontario	Female	18-24	FFS/P	Not at all supportive
Ontario	Female	25-34	FFS/P	Not at all supportive
Ontario	Female	35-44	FFS/P	Not at all supportive
Ontario	Female	45-54	FFS/P	Not at all supportive
Ontario	Female	55-64	FFS/P	Not at all supportive
Ontario	Female	65+	FFS/P	Not at all supportive
Quebec	Male	18-24	FFS/P	Not at all supportive
Quebec	Male	25-34	FFS/P	Not at all supportive
Quebec	Male	35-44	FFS/P	Not at all supportive
Quebec	Male	45-54	FFS/P	Not at all supportive
Quebec	Male	55-64	FFS/P	Not at all supportive
Quebec	Male	65+	FFS/P	Not at all supportive
Quebec	Female	18-24	FFS/P	Not at all supportive
Quebec	Female	25-34	FFS/P	Not at all supportive
Quebec	Female	35-44	FFS/P	Not at all supportive
Quebec	Female	45-54	FFS/P	Not at all supportive
Quebec	Female	55-64	FFS/P	Not at all supportive
Quebec	Female	65+	FFS/P	Not at all supportive
Atlantic	Male	18-24	FFS/P	Not at all supportive
Atlantic	Male	25-34	FFS/P	Not at all supportive
Atlantic	Male	35-44	FFS/P	Not at all supportive
Atlantic	Male	45-54	FFS/P	Not at all supportive
Atlantic	Male	55-64	FFS/P	Not at all supportive
Atlantic	Male	65+	FFS/P	Not at all supportive
Atlantic	Female	18-24	FFS/P	Not at all supportive
Atlantic	Female	25-34	FFS/P	Not at all supportive
Atlantic	Female	35-44	FFS/P	Not at all supportive
Atlantic	Female	45-54	FFS/P	Not at all supportive
Atlantic	Female	55-64	FFS/P	Not at all supportive
Atlantic	Female	65+	FFS/P	Not at all supportive

Q11. Support for national licensure

<https://surveys.cma.ca/en/permalink/survey82>

Survey Date: 2019

Full Question: Q11. How supportive would you be of the implementation of national licensure that would enable practice in all Canadian provinces/territories?

Topic: Access to services
National licensure

Keywords: License
Licensure

Response Choices: Not at all supportive
Not very supportive
No opinion
Somewhat supportive
Very supportive

Documents

CMA Physician Workforce Survey, 2019. Tabular Results by FFS/P or Other Specialist, Gender, Age, and Province/Territory

CMA_Survey_Workforce2019_Q11_National_Licensure-e.pdf

Read PDF

Download PDF

CMA Physician Workforce Survey, 2019. Tabular Results by FFS/P or Other Specialist, Gender, Age, and Province/Territory

Province/Territory	Gender	Age	FFS/P or Other Specialist	Response
Alberta	Male	18-24	FFS/P	Not at all supportive
Alberta	Male	25-34	FFS/P	Not at all supportive
Alberta	Male	35-44	FFS/P	Not at all supportive
Alberta	Male	45-54	FFS/P	Not at all supportive
Alberta	Male	55-64	FFS/P	Not at all supportive
Alberta	Male	65+	FFS/P	Not at all supportive
Alberta	Female	18-24	FFS/P	Not at all supportive
Alberta	Female	25-34	FFS/P	Not at all supportive
Alberta	Female	35-44	FFS/P	Not at all supportive
Alberta	Female	45-54	FFS/P	Not at all supportive
Alberta	Female	55-64	FFS/P	Not at all supportive
Alberta	Female	65+	FFS/P	Not at all supportive
British Columbia	Male	18-24	FFS/P	Not at all supportive
British Columbia	Male	25-34	FFS/P	Not at all supportive
British Columbia	Male	35-44	FFS/P	Not at all supportive
British Columbia	Male	45-54	FFS/P	Not at all supportive
British Columbia	Male	55-64	FFS/P	Not at all supportive
British Columbia	Male	65+	FFS/P	Not at all supportive
British Columbia	Female	18-24	FFS/P	Not at all supportive
British Columbia	Female	25-34	FFS/P	Not at all supportive
British Columbia	Female	35-44	FFS/P	Not at all supportive
British Columbia	Female	45-54	FFS/P	Not at all supportive
British Columbia	Female	55-64	FFS/P	Not at all supportive
British Columbia	Female	65+	FFS/P	Not at all supportive
Manitoba	Male	18-24	FFS/P	Not at all supportive
Manitoba	Male	25-34	FFS/P	Not at all supportive
Manitoba	Male	35-44	FFS/P	Not at all supportive
Manitoba	Male	45-54	FFS/P	Not at all supportive
Manitoba	Male	55-64	FFS/P	Not at all supportive
Manitoba	Male	65+	FFS/P	Not at all supportive
Manitoba	Female	18-24	FFS/P	Not at all supportive
Manitoba	Female	25-34	FFS/P	Not at all supportive
Manitoba	Female	35-44	FFS/P	Not at all supportive
Manitoba	Female	45-54	FFS/P	Not at all supportive
Manitoba	Female	55-64	FFS/P	Not at all supportive
Manitoba	Female	65+	FFS/P	Not at all supportive
Ontario	Male	18-24	FFS/P	Not at all supportive
Ontario	Male	25-34	FFS/P	Not at all supportive
Ontario	Male	35-44	FFS/P	Not at all supportive
Ontario	Male	45-54	FFS/P	Not at all supportive
Ontario	Male	55-64	FFS/P	Not at all supportive
Ontario	Male	65+	FFS/P	Not at all supportive
Ontario	Female	18-24	FFS/P	Not at all supportive
Ontario	Female	25-34	FFS/P	Not at all supportive
Ontario	Female	35-44	FFS/P	Not at all supportive
Ontario	Female	45-54	FFS/P	Not at all supportive
Ontario	Female	55-64	FFS/P	Not at all supportive
Ontario	Female	65+	FFS/P	Not at all supportive
Quebec	Male	18-24	FFS/P	Not at all supportive
Quebec	Male	25-34	FFS/P	Not at all supportive
Quebec	Male	35-44	FFS/P	Not at all supportive
Quebec	Male	45-54	FFS/P	Not at all supportive
Quebec	Male	55-64	FFS/P	Not at all supportive
Quebec	Male	65+	FFS/P	Not at all supportive
Quebec	Female	18-24	FFS/P	Not at all supportive
Quebec	Female	25-34	FFS/P	Not at all supportive
Quebec	Female	35-44	FFS/P	Not at all supportive
Quebec	Female	45-54	FFS/P	Not at all supportive
Quebec	Female	55-64	FFS/P	Not at all supportive
Quebec	Female	65+	FFS/P	Not at all supportive
Atlantic	Male	18-24	FFS/P	Not at all supportive
Atlantic	Male	25-34	FFS/P	Not at all supportive
Atlantic	Male	35-44	FFS/P	Not at all supportive
Atlantic	Male	45-54	FFS/P	Not at all supportive
Atlantic	Male	55-64	FFS/P	Not at all supportive
Atlantic	Male	65+	FFS/P	Not at all supportive
Atlantic	Female	18-24	FFS/P	Not at all supportive
Atlantic	Female	25-34	FFS/P	Not at all supportive
Atlantic	Female	35-44	FFS/P	Not at all supportive
Atlantic	Female	45-54	FFS/P	Not at all supportive
Atlantic	Female	55-64	FFS/P	Not at all supportive
Atlantic	Female	65+	FFS/P	Not at all supportive

Q12. Impact of national licensure on physician practices

<https://surveys.cma.ca/en/permalink/survey83>

Survey Date: 2019


Full Question: Q12. If a national licensure system were implemented today, how likely would you be to:
Highly unlikely
Somewhat unlikely
Unsure
Somewhat likely
Highly likely

Topic: Access to services
National licensure
Patient care

Keywords: License
Licensure
Changes
Portability
Locum
Virtual care
Rural practice
Access

Response Choices: Seek out locum opportunities in other provinces/ territories
Practise in multiple provinces/territories on an ongoing basis
Provide virtual care (e.g., telemedicine) to patients in other provinces/territories
Practise temporarily in rural/remote areas in other provinces/territories
Participate in further training in another province or territory

Documents



CMA_Survey_Workforc
e2019_Q12_Impact_Na
tional_Licensure-e.pdf

 Read PDF

 Download PDF

CMA Physician Workforce Survey, 2019: National Results by FFSP or Other Specialty, Gender, Age, and Practice Setting

Specialty	Gender	Age	Practice Setting	Q13
FFSP	Male	45-54	Academic	100%
FFSP	Female	45-54	Academic	100%
FFSP	Male	45-54	Community	100%
FFSP	Female	45-54	Community	100%
FFSP	Male	45-54	Other	100%
FFSP	Female	45-54	Other	100%
Other	Male	45-54	Academic	100%
Other	Female	45-54	Academic	100%
Other	Male	45-54	Community	100%
Other	Female	45-54	Community	100%
Other	Male	45-54	Other	100%
Other	Female	45-54	Other	100%

Q13. Agreement that national licensure will improve access

<https://surveys.cma.ca/en/permalink/survey85>

Survey Date: 2019

Full Question: Q13. To what extent do you agree that national licensure will improve access to care for Canadians?

Topic: Access to services
National licensure
Patient care

Keywords: License
Licensure
Better
Patients
Access

Response Choices: Strongly disagree
Somewhat disagree
Neither agree nor disagree
Somewhat agree
Strongly agree

Documents

CMA_Survey_Workforce2019_Q13_Agreement_National_Licensure-e.pdf

Read PDF

Download PDF

Thumbnail of a survey table showing data for Q14. The table has columns for 'Province/Territory', 'N', and 'Percentage'. The data is organized by province/territory and then by response choice (Yes/No).

Q14. Provision of patient/clinical care

<https://surveys.cma.ca/en/permalink/survey99>

Survey Date: 2019

Full Question: Q14. Do you provide patient/clinical care (either direct or indirect)?

Topic: Access to services
Patient care

Keywords: Patients
Clinical care
Direct clinical care
Indirect clinical care

Response Choices: Yes
No

Documents

Thumbnail of a PDF document showing the survey table for Q14.

CMA_Survey_Workforce2019_Q14_Provision-e.pdf

Read PDF

Download PDF

Thumbnail of a survey table showing data for Q17. The table has columns for 'Province/Territory', 'N', and 'Percentage'. The data is organized by province/territory and then by response choice (ONE).

Q17. Accepting new patients

<https://surveys.cma.ca/en/permalink/survey24>

Survey Date: 2017

Full Question: Q17. To what extent is your practice accepting new patients into your MAIN patient care setting? Please check only ONE.

Topic: Patient care
Hours of work and workload
Access to services

Keywords: Access to services
Appointment availability
Overworked
Patient care
Patient load
Wait time
Work hours
Workload
Wait times
Waiting times

Response Choices: No restrictions; practice is open to all new patients
Partially closed
Completely closed
Does not apply to my practice setting

Documents



CMA_Survey_Workforce2017_Q17_PracticeStatus-e.pdf

 Read PDF

 Download PDF



Q18. Number of patients seen

<https://surveys.cma.ca/en/permalink/survey25>

Survey Date: 2017

Full Question: Q18. Please estimate the number of patients you see in a TYPICAL WEEK, EXCLUDING patient visits while you are on-call (on-call is defined as time outside of regularly scheduled activity during which you are available to patients):

Topic: Patient care
Hours of work and workload
Access to services
On-call activities

Keywords: Access to services
Appointment availability
Overworked
Patient care
Patient load
Wait time
Work hours
Workload
Wait times
Waiting times


Documents



CMA_Survey_Workforce2017_Q18_NumPatients-e.pdf

 Read PDF

 Download PDF



Q18. Providing on-call

<https://surveys.cma.ca/en/permalink/survey104>

Survey Date: 2019


Full Question: Q18. Do you provide on-call services?

Topic: Hours of work and workload
On-call activities
Access to services
Patient care
Oncall


Keywords: On-call service
Workload
Oncall activities
Oncall


Response Choices: Yes
No


Documents



CMA_Survey_Workforce2019_Q18_OnCallHrs-e.pdf

 Read PDF

 Download PDF



Q19a. Patient access for URGENT cases

<https://surveys.cma.ca/en/permalink/survey26>

Survey Date: 2017


Full Question: Q19a. Typically, if a patient visits your office or is referred to you, how long would that patient wait until the first available appointment WITH YOU OR YOUR PRACTICE?

Topic: Patient care
Hours of work and workload
Access to services


Keywords: Access to services
Appointment availability
Overworked
Patient care
Patient load
Referral
Wait time
Work hours
Workload
Wait times
Waiting times


Response Choices: same day
number of days

Documents



CMA_Survey_Workforc
e2017_Q19a_WaitTime
UrgCare-e.pdf

 Read PDF

 Download PDF

Q19. Average on-call hours

<https://surveys.cma.ca/en/permalink/survey106>

Survey Date: 2019

Full Question: Q19. Estimate your average number of on-call work hours per month:

Topic: Access to services
Hours of work and workload
Patient care
On-call activities
Oncall

Keywords: Oncall
Time
Oncall activities
On-call hours
Workload

Documents

CMA_Survey_Workforce2019_Q19_AvgOnCallHrs-e.pdf

Read PDF

Download PDF

Q19b. Patient access for NON-URGENT cases

<https://surveys.cma.ca/en/permalink/survey71>

Survey Date: 2017


Full Question: Q19b. Typically, if a patient visits your office or is referred to you, how long would that patient wait until the first available appointment WITH YOU OR YOUR PRACTICE?

Topic: Patient care
Hours of work and workload
Access to services


Keywords: Access to services
Appointment availability
Overworked
Patient care
Patient load
Referral
Wait time
Work hours
Workload
Wait times
Waiting times


Response Choices: same week
number of weeks

Documents




CMA_Survey_Workforc
e2017_Q19b_WaitTime
NonUrgCare-e.pdf

 Read PDF

 Download PDF

Q20. Access to resources

<https://surveys.cma.ca/en/permalink/survey27>



Survey Date: 2017


Full Question: Q20. Rate your access to the following for your patients:

Topic: Satisfaction
Patient care
Hospital setting
Access to services


Keywords: Access to services
Appointment availability
Clinical care
Hospital
Patient care
Referral
Satisfaction (professional)


Response Choices: Operating room
Endoscopy suites
Procedural rooms
Long-term care beds (e.g., nursing home, chronic care, etc.)
Hospital in-patient care on an urgent basis
Hospital care for elective procedures
Routine diagnostic services (e.g., lab, x-rays, etc.)
Advanced diagnostic services (e.g., MRI, CT, etc.)
Home care
Palliative care

Documents



CMA_Survey_Workforc
e2017_Q20_Access-
e.pdf

 Read PDF

 Download PDF

CMA Physician Workforce Survey, 2019: National Results by FPPSP or Other Specialty, Gender, Age, and Provincial/Territory

Specialty	Gender	Age	Provincial/Territory	...
FPPSP	Male	18-24	Alberta	...
			British Columbia	...
			Manitoba	...
	25-34	Alberta	...	
		British Columbia	...	
		Manitoba	...	
	35-44	Alberta	...	
		British Columbia	...	
		Manitoba	...	
	45-54	Alberta	...	
		British Columbia	...	
		Manitoba	...	
55-64	Alberta	...		
	British Columbia	...		
	Manitoba	...		
65+	Alberta	...		
	British Columbia	...		
	Manitoba	...		
Other Specialty	Male	18-24	Alberta	...
			British Columbia	...
			Manitoba	...
	25-34	Alberta	...	
		British Columbia	...	
		Manitoba	...	
	35-44	Alberta	...	
		British Columbia	...	
		Manitoba	...	
	45-54	Alberta	...	
		British Columbia	...	
		Manitoba	...	
55-64	Alberta	...		
	British Columbia	...		
	Manitoba	...		
65+	Alberta	...		
	British Columbia	...		
	Manitoba	...		

Q20. On-call hours in direct patient care

<https://surveys.cma.ca/en/permalink/survey109>

Survey Date: 2019

Full Question: Q20. Estimate how many of your on-call hours each month are actually spent in direct patient care (e.g., phone, email, face-to-face):

Topic: Access to services
Hours of work and workload
On-call activities
Patient care
Oncall


Keywords: Oncall
On-call hours
Time
Workload

Documents

CMA_Survey_Workforce2019_Q20_OnCallHrsPtCare-e.pdf

Read PDF

Download PDF



Q21b. Rating of collaboration

<https://surveys.cma.ca/en/permalink/survey30>


Survey Date: 2017

Full Question: Q21b. How would you rate your interprofessional collaborative practice(s) in terms of optimal care for patients?


Topic: Patient care
Collaborative practice


Keywords: Collaborative practice
Group practice
Interprofessional
Patient care
Team practice

Documents



CMA_Survey_Workforce2017_Q21b_CollaborativePracticeRating-e.pdf

 Read PDF

 Download PDF



Q21. Interprofessional collaboration

<https://surveys.cma.ca/en/permalink/survey28>

Survey Date: 2017


Full Question: Q21. Do you participate in an interprofessional collaborative practice excluding the hospital environment and excluding referrals that do not involve ongoing collaboration on the patient's care?


Topic: Patient care
Collaborative practice

Keywords: Clinical care
Collaborative practice
Group practice
Interprofessional
Patient care
Partner
Team practice

Documents

CMA_Survey_Workforc
e2017_Q21_CollabPrac-
e.pdf

 Read PDF

 Download PDF