

Q06 Physician Workforce Survey, 2019: National Results by F192P or Other Specialty, Gender, Age, and Province/Territory

Province/Territory	Male	Female	Total
British Columbia	100	100	200
Alberta	100	100	200
Saskatchewan	100	100	200
Manitoba	100	100	200
Ontario	100	100	200
Quebec	100	100	200
New Brunswick	100	100	200
Nova Scotia	100	100	200
Prince Edward Island	100	100	200
Newfoundland & Labrador	100	100	200
Northwest Territories	100	100	200
Yukon	100	100	200
Nunavut	100	100	200

Q06. Province(s)/territory(ies) of licensure

<https://surveys.cma.ca/en/permalink/survey73>

Survey Date: 2019

Full Question: Q06. In which Canadian jurisdiction(s) do you currently hold an active medical practice licence?

Topic: National licensure

Keywords: Province

Territory

License

Licensure

Practice

Work

Portability

Response Choices: British Columbia

Alberta

Saskatchewan

Manitoba

Ontario

Quebec

New Brunswick

Nova Scotia

Prince Edward Island

Newfoundland & Labrador

Northwest Territories

Yukon

Nunavut

Documents



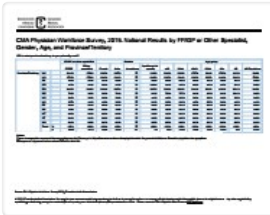
Q06 Physician Workforce Survey, 2019: National Results by F192P or Other Specialty, Gender, Age, and Province/Territory

Province/Territory	Male	Female	Total
British Columbia	100	100	200
Alberta	100	100	200
Saskatchewan	100	100	200
Manitoba	100	100	200
Ontario	100	100	200
Quebec	100	100	200
New Brunswick	100	100	200
Nova Scotia	100	100	200
Prince Edward Island	100	100	200
Newfoundland & Labrador	100	100	200
Northwest Territories	100	100	200
Yukon	100	100	200
Nunavut	100	100	200

CMA_Survey_Workforc
e2019_Q6_Province-
e.pdf

Read PDF

Download PDF



Q07. Main province/territory of practice

<https://surveys.cma.ca/en/permalink/survey75>

Survey Date: 2019


Full Question: Q07. In what province/territory do you primarily work?

Topic: National licensure

Keywords: Province
Territory
Practice
Work

Response Choices: British Columbia
Alberta
Saskatchewan
Manitoba
Ontario
Quebec
New Brunswick
Nova Scotia
Prince Edward Island
Newfoundland & Labrador
Northwest Territories
Yukon
Nunavut

Documents



e2019_Q7_Practice_Province-e.pdf

 Read PDF

 Download PDF



The table displays national results for the CMA Physician Workforce Survey in 2019, categorized by FPPSP or other specialty, gender, age, and provincial/territorial jurisdiction. It includes columns for various demographic and professional metrics.

Q09. Applying for licensure in another jurisdiction

<https://surveys.cma.ca/en/permalink/survey77>

Survey Date: 2019


Full Question: Q09. Have you ever applied for a licence to practise medicine with a Canadian medical regulatory authority in a province or territory other than where you were first licensed to practise in Canada?

Topic: Access to services
National licensure


Keywords: License
Licensure


Response Choices: Yes
No


Documents



CMA_Survey_Workforce2019_Q9_Licensure-e.pdf

 Read PDF

 Download PDF



Q09. Organization of practice (solo, group, etc.)

<https://surveys.cma.ca/en/permalink/survey16>

Survey Date: 2017


Full Question: Q09. How is your MAIN patient care setting organized? Check ONLY ONE. (Note that a solo or group practice could also include another health professional who does not have her/his own caseload).

Topic: Work setting
Patient care
Hospital setting
Collaborative practice


Keywords: Collaborative practice
Group practice
Hospital setting
Interprofessional
Partner
Patient care setting
Practice setting
Solo practice
Team practice
Work setting


Response Choices: Solo practice
Group practice – community based
Interprofessional practice – community based (physician(s) & other health professional(s) who have their own caseloads)
Hospital-based practice

Documents



CMA_Survey_Workforce2017_Q9_OrgSetting-e.pdf

 Read PDF

 Download PDF

Q10. Obstacles to applying for licensure

<https://surveys.cma.ca/en/permalink/survey79>

Survey Date: 2019

Full Question: Q10. What factors did you consider significant obstacles with respect to applying for licensure in another province or territory?

Topic: Access to services
National licensure

Keywords: License
Licensure
Barriers
Practice obstacles

Response Choices: Obtaining credential verification for or from the provincial/territorial regulatory authority
Obtaining letter(s) of good standing from the provincial/territorial regulatory authority
Obtaining reference or character letters
Obtaining police record check
Cost of getting licensed in the other province or territory
Length of the process to obtain a licence in the other province or territory
The overall complexity of the process to obtain a licence
Other, please specify:
There were no significant obstacles

Documents

CMA_Survey_Workforc
e2019_Q10_Licensure_
Obstacles-e.pdf

Read PDF

 Download PDF




Q10. Providing on-call

<https://surveys.cma.ca/en/permalink/survey17>

Survey Date: 2017
Full Question: Q10. Do you provide on-call services?
Topic: Patient care
On-call activities
Hours of work and workload
Keywords: On-call hours
On-call services
Work hours
Oncall
Workload
Oncall activities

Documents



CMA_Survey_Workforc
e2017_Q10_OnCall-
e.pdf

 Read PDF

 Download PDF



Q11. Average on-call hours

<https://surveys.cma.ca/en/permalink/survey18>


Survey Date: 2017

Full Question: Q11. Estimate your average number of on-call work hours per month:


Topic: Patient care
On-call activities
Hours of work and workload


Keywords: On-call hours
Oncall activities
Oncall
On-call services
Work hours
Workload

Documents



CMA_Survey_Workforce2017_Q11_OnCallHours-e.pdf

 Read PDF

 Download PDF

Thumbnail of a survey results table for Q11. The table title is "CMA Physician Workforce Survey, 2019: Subtotal Results by FPPSP or Other Specialty, Gender, Age, and Province/Territory". It contains multiple columns of data representing different demographic and professional categories.

Q11. Support for national licensure

<https://surveys.cma.ca/en/permalink/survey82>

Survey Date: 2019

Full Question: Q11. How supportive would you be of the implementation of national licensure that would enable practice in all Canadian provinces/territories?

Topic: Access to services
National licensure

Keywords: License
Licensure

Response Choices: Not at all supportive
Not very supportive
No opinion
Somewhat supportive
Very supportive

Documents

Thumbnail of a survey results table for Q11. The table title is "CMA Physician Workforce Survey, 2019: Subtotal Results by FPPSP or Other Specialty, Gender, Age, and Province/Territory". It contains multiple columns of data representing different demographic and professional categories.

CMA_Survey_Workforce2019_Q11_National_Licensure-e.pdf

Read PDF

Download PDF

Thumbnail of a survey results table for Q12. The table title is "CMA Physician Workforce Survey, 2019: Subtotal Results by FPPSP or Other Specialty, Gender, Age, and Province/Territory". It contains multiple columns of data representing different demographic and professional categories.

Q12. Impact of national licensure on physician practices

<https://surveys.cma.ca/en/permalink/survey83>

Survey Date: 2019


Full Question: Q12. If a national licensure system were implemented today, how likely would you be to:
Highly unlikely
Somewhat unlikely
Unsure
Somewhat likely
Highly likely

Topic: Access to services
National licensure
Patient care

Keywords: License
Licensure
Changes
Portability
Locum
Virtual care
Rural practice
Access

Response Choices: Seek out locum opportunities in other provinces/ territories
Practise in multiple provinces/territories on an ongoing basis
Provide virtual care (e.g., telemedicine) to patients in other provinces/territories
Practise temporarily in rural/remote areas in other provinces/territories
Participate in further training in another province or territory

Documents



CMA_Survey_Workforc
e2019_Q12_Impact_Na
tional_Licensure-e.pdf

 Read PDF

 Download PDF



Q12. On-call hours in direct patient care

<https://surveys.cma.ca/en/permalink/survey19>


Survey Date: 2017

Full Question: Q12. Estimate how many of your on-call hours each month are actually spent in direct patient care (e.g., phone, email, face-to-face):


Topic: Patient care
On-call activities
Hours of work and workload


Keywords: Clinical care
On-call services
On-call hours
Oncall
Oncall activities
Patient care
Work hours
Workload

Documents



CMA_Survey_Workforce2017_Q12_OnCallHrsPtCare-e.pdf

 Read PDF

 Download PDF

CMA Physician Workforce Survey, 2019. National Results by FFSP or Other Specialty, Gender, Age, and Practice Setting

Specialty	Gender	Age	Practice Setting	Q13
FFSP	Male	35-44	Academic	100%
FFSP	Female	35-44	Academic	100%
FFSP	Male	35-44	Community	100%
FFSP	Female	35-44	Community	100%
FFSP	Male	35-44	Other	100%
FFSP	Female	35-44	Other	100%
FFSP	Male	35-44	Total	100%
FFSP	Female	35-44	Total	100%
FFSP	Male	45-54	Academic	100%
FFSP	Female	45-54	Academic	100%
FFSP	Male	45-54	Community	100%
FFSP	Female	45-54	Community	100%
FFSP	Male	45-54	Other	100%
FFSP	Female	45-54	Other	100%
FFSP	Male	45-54	Total	100%
FFSP	Female	45-54	Total	100%
FFSP	Male	55-64	Academic	100%
FFSP	Female	55-64	Academic	100%
FFSP	Male	55-64	Community	100%
FFSP	Female	55-64	Community	100%
FFSP	Male	55-64	Other	100%
FFSP	Female	55-64	Other	100%
FFSP	Male	55-64	Total	100%
FFSP	Female	55-64	Total	100%
FFSP	Male	65+	Academic	100%
FFSP	Female	65+	Academic	100%
FFSP	Male	65+	Community	100%
FFSP	Female	65+	Community	100%
FFSP	Male	65+	Other	100%
FFSP	Female	65+	Other	100%
FFSP	Male	65+	Total	100%
FFSP	Female	65+	Total	100%
FFSP	Male	Total	Academic	100%
FFSP	Female	Total	Academic	100%
FFSP	Male	Total	Community	100%
FFSP	Female	Total	Community	100%
FFSP	Male	Total	Other	100%
FFSP	Female	Total	Other	100%
FFSP	Male	Total	Total	100%
FFSP	Female	Total	Total	100%
Other	Male	35-44	Academic	100%
Other	Female	35-44	Academic	100%
Other	Male	35-44	Community	100%
Other	Female	35-44	Community	100%
Other	Male	35-44	Other	100%
Other	Female	35-44	Other	100%
Other	Male	35-44	Total	100%
Other	Female	35-44	Total	100%
Other	Male	45-54	Academic	100%
Other	Female	45-54	Academic	100%
Other	Male	45-54	Community	100%
Other	Female	45-54	Community	100%
Other	Male	45-54	Other	100%
Other	Female	45-54	Other	100%
Other	Male	45-54	Total	100%
Other	Female	45-54	Total	100%
Other	Male	55-64	Academic	100%
Other	Female	55-64	Academic	100%
Other	Male	55-64	Community	100%
Other	Female	55-64	Community	100%
Other	Male	55-64	Other	100%
Other	Female	55-64	Other	100%
Other	Male	55-64	Total	100%
Other	Female	55-64	Total	100%
Other	Male	65+	Academic	100%
Other	Female	65+	Academic	100%
Other	Male	65+	Community	100%
Other	Female	65+	Community	100%
Other	Male	65+	Other	100%
Other	Female	65+	Other	100%
Other	Male	65+	Total	100%
Other	Female	65+	Total	100%
Other	Male	Total	Academic	100%
Other	Female	Total	Academic	100%
Other	Male	Total	Community	100%
Other	Female	Total	Community	100%
Other	Male	Total	Other	100%
Other	Female	Total	Other	100%
Other	Male	Total	Total	100%
Other	Female	Total	Total	100%

Q13. Agreement that national licensure will improve access

<https://surveys.cma.ca/en/permalink/survey85>

Survey Date: 2019

Full Question: Q13. To what extent do you agree that national licensure will improve access to care for Canadians?

Topic: Access to services
National licensure
Patient care

Keywords: License
Licensure
Better
Patients
Access

Response Choices: Strongly disagree
Somewhat disagree
Neither agree nor disagree
Somewhat agree
Strongly agree


Documents

CMA_Survey_Workforce2019_Q13_Agreement_National_Licensure-e.pdf

Read PDF

Download PDF

Q13. Work hours



<https://surveys.cma.ca/en/permalink/survey20>

Survey Date: 2017


Full Question: Q13. EXCLUDING ON-CALL ACTIVITIES, how many HOURS IN AN AVERAGE WEEK do you usually spend on the following activities? Assume each activity is mutually exclusive for reporting purposes.

Topic: Patient care
On-call activities
Practice management (e.g., overhead costs, paperwork)
Hours of work and workload

Keywords: Administrative duties
Committee work
Indirect patient care
On-call services
Patient care
Practice management
Continuing medication education (CME)
Research
Teaching
Work hours
Oncall
Oncall activities
Workload

Response Choices: Direct patient care without a teaching component, regardless of setting
Direct patient care with a teaching component, regardless of setting
Teaching/Education without direct patient care (contact with students/residents, preparation, marking, evaluations, etc.)
Indirect patient care (charting, reports, phone calls, meeting patients' family, etc.)
Health facility committees (academic planning committees)
Administration (i.e., management of university program, chief of staff, department head, Ministry of Health, etc.)
Research (including management of research and publications)
Managing your practice (staff, facility, equipment, etc.)
Continuing medical education/professional development (courses, reading, videos, tapes, seminars, etc.)

Documents



CMA_Survey_Workforc
e2017_Q13_WorkHrs-
e.pdf

 Read PDF

 Download PDF

Province/Territory	Physicians	Workforce	Hours
Alberta	1,234	5,678	12,345
British Columbia	2,345	6,789	13,456
Manitoba	3,456	7,890	14,567
Ontario	4,567	8,901	15,678
Quebec	5,678	9,012	16,789
Atlantic	6,789	10,123	17,890

Q16. Electronic tools used by physicians

<https://surveys.cma.ca/en/permalink/survey103>

Survey Date: 2019


Full Question: Q16. Please indicate which of the following electronic tools you use in the care of your patients

Topic: Patient care
Electronic records and tools


Keywords: Electronic medical records
EMR
Electronic health record
EHR
Patient notes


- Response Choices:
- Reminders for patient care
 - Ordering lab tests
 - Ordering diagnostic tests
 - Receipt of hospital visit and discharge information
 - Clinical decision support tool
 - Access to list of medications taken by a patient
 - Warnings for drug interactions
 - Interface to pharmacy/pharmacist
 - Access to lab test/diagnostic results
 - Referral to other physicians
 - Secure transfer of patient information
 - Access to provincial/territorial patient information systems
 - Interface to non-doctor health professionals
 - An Artificial Intelligence (AI)
 - None of the above


Documents



CMA_Survey_Workforce2019_Q16_Electronic_Tools-e.pdf

 Read PDF

 Download PDF



Q17. Electronic tools used by patients


<https://surveys.cma.ca/en/permalink/survey88>

Survey Date: 2019


Full Question: Q17. Which of the following can patients in your practice do?


Topic:	Patient care Electronic records and tools
Keywords:	Electronic medical records EMR Electronic health record EHR Patient notes Virtual care Visit Consult e-scheduling Online records Online prescriptions email
Response Choices:	Request appointments online (i.e. advance access e-scheduling) Request prescription renewals online View information from their health record online (e.g. lab test results or immunization history) Electronically add measurements (e.g. blood pressure readings) to their electronic record Electronically add text and/or other documentation to their electronic record Visit with you virtually (i.e. online by video) Consult with you via email or text message None of the above N/A (e.g. hospital practice only)

Documents



CMA_Survey_Workforce2019_Q17_Electronic Tools-e.pdf

 Read PDF

 Download PDF



Q18. Number of patients seen

<https://surveys.cma.ca/en/permalink/survey25>


Survey Date: 2017

Full Question: Q18. Please estimate the number of patients you see in a TYPICAL WEEK, EXCLUDING patient visits while you are on-call (on-call is defined as time outside of regularly scheduled activity during which you are available to patients):


Topic: Patient care
Hours of work and workload
Access to services
On-call activities


Keywords: Access to services
Appointment availability
Overworked
Patient care
Patient load
Wait time
Work hours
Workload
Wait times
Waiting times


Documents



CMA_Survey_Workforce2017_Q18_NumPatients-e.pdf

 Read PDF

 Download PDF



Q18. Providing on-call

<https://surveys.cma.ca/en/permalink/survey104>

Survey Date: 2019

Full Question: Q18. Do you provide on-call services?


Topic: Hours of work and workload
On-call activities
Access to services
Patient care
Oncall


Keywords: On-call service
Workload
Oncall activities
Oncall

Response Choices: Yes
No

Documents

CMA_Survey_Workforce2019_Q18_OnCallHrs-e.pdf

 Read PDF

 Download PDF

CMA Physician Workforce Survey, 2019, National Results by FPPSP or Other Specialty, Gender, Age, and Province/Territory

Province/Territory	Gender	Age	Specialty	Mean	SD	Min	Max
National	Male	18-24	Family Medicine	10.5	1.5	8.0	13.0
			Other	10.5	1.5	8.0	13.0
		25-34	Family Medicine	10.5	1.5	8.0	13.0
			Other	10.5	1.5	8.0	13.0
		35-44	Family Medicine	10.5	1.5	8.0	13.0
			Other	10.5	1.5	8.0	13.0
	Female	18-24	Family Medicine	10.5	1.5	8.0	13.0
			Other	10.5	1.5	8.0	13.0
		25-34	Family Medicine	10.5	1.5	8.0	13.0
			Other	10.5	1.5	8.0	13.0
		35-44	Family Medicine	10.5	1.5	8.0	13.0
			Other	10.5	1.5	8.0	13.0

Q19. Average on-call hours

<https://surveys.cma.ca/en/permalink/survey106>

Survey Date: 2019

Full Question: Q19. Estimate your average number of on-call work hours per month:

Topic: Access to services
Hours of work and workload
Patient care
On-call activities
Oncall

Keywords: Oncall
Time
Oncall activities
On-call hours
Workload

Documents

CMA_Survey_Workforce2019_Q19_AvgOnCallHrs-e.pdf

Read PDF

Download PDF

Q20. On-call hours in direct patient care

<https://surveys.cma.ca/en/permalink/survey109>

Survey Date: 2019

Full Question: Q20. Estimate how many of your on-call hours each month are actually spent in direct patient care (e.g., phone, email, face-to-face):

Topic: Access to services
Hours of work and workload
On-call activities
Patient care
Oncall


Keywords: Oncall
On-call hours
Time
Workload

Documents

CMA_Survey_Workforc
e2019_Q20_OnCallHrs
PtCare-e.pdf

 Read PDF

 Download PDF



Q21b. Rating of collaboration

<https://surveys.cma.ca/en/permalink/survey30>


Survey Date: 2017

Full Question: Q21b. How would you rate your interprofessional collaborative practice(s) in terms of optimal care for patients?


Topic: Patient care
Collaborative practice


Keywords: Collaborative practice
Group practice
Interprofessional
Patient care
Team practice


Documents



CMA_Survey_Workforce2017_Q21b_CollaborativePracticeRating-e.pdf

 Read PDF

 Download PDF



Q21. Interprofessional collaboration

<https://surveys.cma.ca/en/permalink/survey28>


Survey Date: 2017

Full Question: Q21. Do you participate in an interprofessional collaborative practice excluding the hospital environment and excluding referrals that do not involve ongoing collaboration on the patient's care?


Topic: Patient care
Collaborative practice


Keywords: Clinical care
Collaborative practice
Group practice
Interprofessional
Patient care
Partner
Team practice

Documents



CMA_Survey_Workforce2017_Q21_CollabPractice.pdf

 Read PDF

 Download PDF