



Q02. Satisfaction (professional life, balance)

<https://surveys.cma.ca/en/permalink/survey89>

Survey Date: 2019


Full Question: Q02. Rate your satisfaction with each of the following:
Very dissatisfied
Dissatisfied
Neutral
Satisfied
Very satisfied

Topic: Satisfaction
Hours of work and workload


Keywords: Work-life balance
doctor satisfaction
Physician satisfaction


Response Choices: Your professional life
The balance between your personal and professional commitments

Documents




CMA_Survey_Workforce2019_Q2_Satisfaction-e.pdf

 Read PDF

 Download PDF

Q06. Province(s)/territory(ies) of licensure



<https://surveys.cma.ca/en/permalink/survey73>

Survey Date: 2019

Full Question: Q06. In which Canadian jurisdiction(s) do you currently hold an active medical practice licence?


Topic: National licensure


Keywords: Province
Territory
License
Licensure
Practice
Work
Portability


Response Choices: British Columbia
Alberta
Saskatchewan
Manitoba
Ontario
Quebec
New Brunswick
Nova Scotia
Prince Edward Island
Newfoundland & Labrador
Northwest Territories
Yukon
Nunavut

Documents

CMA_Survey_Workforc
e2019_Q6_Province-
e.pdf

 Read PDF

 Download PDF



Q07. Main province/territory of practice

<https://surveys.cma.ca/en/permalink/survey75>

Survey Date: 2019


Full Question: Q07. In what province/territory do you primarily work?

Topic: National licensure


Keywords: Province
Territory
Practice
Work


Response Choices: British Columbia
Alberta
Saskatchewan
Manitoba
Ontario
Quebec
New Brunswick
Nova Scotia
Prince Edward Island
Newfoundland & Labrador
Northwest Territories
Yukon
Nunavut


Documents



CMA_Survey_Workforce2019_Q7_Practice_Province-e.pdf

 Read PDF

 Download PDF



Q08. Provision of patient/clinical care

<https://surveys.cma.ca/en/permalink/survey15>

Survey Date: 2017

Full Question: Q08. Do you provide patient/clinical care (either direct or indirect)?

Topic: Patient care

Access to services

Keywords: Access to services

Clinical care


Indirect patient care


Patient care


Practice setting

Documents

CMA_Survey_Workforc
e2017_Q8_PatientCare
-e.pdf

 Read PDF

 Download PDF



Q09. Applying for licensure in another jurisdiction

<https://surveys.cma.ca/en/permalink/survey77>

Survey Date: 2019

Full Question: Q09. Have you ever applied for a licence to practise medicine with a Canadian medical regulatory authority in a province or territory other than where you were first licensed to practise in Canada?


Topic: Access to services
National licensure


Keywords: License
Licensure


Response Choices: Yes
No

Documents

CMA_Survey_Workforce2019_Q9_Licensure.pdf

 Read PDF

 Download PDF



Q09. Organization of practice (solo, group, etc.)

<https://surveys.cma.ca/en/permalink/survey16>

Survey Date: 2017

Full Question: Q09. How is your MAIN patient care setting organized? Check ONLY ONE. (Note that a solo or group practice could also include another health professional who does not have her/his own caseload).

Topic:	Work setting Patient care Hospital setting Collaborative practice
Keywords:	Collaborative practice Group practice Hospital setting Interprofessional Partner Patient care setting Practice setting Solo practice Team practice Work setting
Response Choices:	Solo practice Group practice – community based Interprofessional practice – community based (physician(s) & other health professional(s) who have their own caseloads) Hospital-based practice

Documents



CMA_Survey_Workforce2017_Q9_OrgSetting-e.pdf

 Read PDF

 Download PDF

Q10. Obstacles to applying for licensure

<https://surveys.cma.ca/en/permalink/survey79>

Survey Date: 2019

Full Question: Q10. What factors did you consider significant obstacles with respect to applying for licensure in another province or territory?

Topic: Access to services
National licensure

Keywords: License
Licensure
Barriers
Practice obstacles

Response Choices: Obtaining credential verification for or from the provincial/territorial regulatory authority
Obtaining letter(s) of good standing from the provincial/territorial regulatory authority
Obtaining reference or character letters
Obtaining police record check
Cost of getting licensed in the other province or territory
Length of the process to obtain a licence in the other province or territory
The overall complexity of the process to obtain a licence
Other, please specify:
There were no significant obstacles

Documents

CMA_Survey_Workforce2019_Q10_Licensure_Obstacles-e.pdf

Read PDF

Download PDF



Q10. Providing on-call

<https://surveys.cma.ca/en/permalink/survey17>

Survey Date: 2017

Full Question: Q10. Do you provide on-call services?

Topic: Patient care
On-call activities
Hours of work and workload

Keywords: On-call hours
On-call services
Work hours
Oncall
Workload
Oncall activities

Documents



CMA_Survey_Workforce2017_Q10_OnCall-e.pdf

 Read PDF

 Download PDF



Q11. Average on-call hours

<https://surveys.cma.ca/en/permalink/survey18>


Survey Date: 2017

Full Question: Q11. Estimate your average number of on-call work hours per month:


Topic: Patient care
On-call activities
Hours of work and workload


Keywords: On-call hours
Oncall activities
Oncall
On-call services
Work hours
Workload

Documents



CMA_Survey_Workforce2017_Q11_OnCallHours-e.pdf

 Read PDF

 Download PDF

CMA Physician Workforce Survey, 2019. Tabular Results by FFS/P or Other Specialist, Gender, Age, and Province/Territory

Province/Territory	Gender	Age	FFS/P or Other Specialist
Alberta	Male	18-24	100%
Alberta	Female	18-24	100%
Alberta	Male	25-34	100%
Alberta	Female	25-34	100%
Alberta	Male	35-44	100%
Alberta	Female	35-44	100%
Alberta	Male	45-54	100%
Alberta	Female	45-54	100%
Alberta	Male	55-64	100%
Alberta	Female	55-64	100%
Alberta	Male	65+	100%
Alberta	Female	65+	100%
British Columbia	Male	18-24	100%
British Columbia	Female	18-24	100%
British Columbia	Male	25-34	100%
British Columbia	Female	25-34	100%
British Columbia	Male	35-44	100%
British Columbia	Female	35-44	100%
British Columbia	Male	45-54	100%
British Columbia	Female	45-54	100%
British Columbia	Male	55-64	100%
British Columbia	Female	55-64	100%
British Columbia	Male	65+	100%
British Columbia	Female	65+	100%
Manitoba	Male	18-24	100%
Manitoba	Female	18-24	100%
Manitoba	Male	25-34	100%
Manitoba	Female	25-34	100%
Manitoba	Male	35-44	100%
Manitoba	Female	35-44	100%
Manitoba	Male	45-54	100%
Manitoba	Female	45-54	100%
Manitoba	Male	55-64	100%
Manitoba	Female	55-64	100%
Manitoba	Male	65+	100%
Manitoba	Female	65+	100%
Ontario	Male	18-24	100%
Ontario	Female	18-24	100%
Ontario	Male	25-34	100%
Ontario	Female	25-34	100%
Ontario	Male	35-44	100%
Ontario	Female	35-44	100%
Ontario	Male	45-54	100%
Ontario	Female	45-54	100%
Ontario	Male	55-64	100%
Ontario	Female	55-64	100%
Ontario	Male	65+	100%
Ontario	Female	65+	100%
Quebec	Male	18-24	100%
Quebec	Female	18-24	100%
Quebec	Male	25-34	100%
Quebec	Female	25-34	100%
Quebec	Male	35-44	100%
Quebec	Female	35-44	100%
Quebec	Male	45-54	100%
Quebec	Female	45-54	100%
Quebec	Male	55-64	100%
Quebec	Female	55-64	100%
Quebec	Male	65+	100%
Quebec	Female	65+	100%
Saskatchewan	Male	18-24	100%
Saskatchewan	Female	18-24	100%
Saskatchewan	Male	25-34	100%
Saskatchewan	Female	25-34	100%
Saskatchewan	Male	35-44	100%
Saskatchewan	Female	35-44	100%
Saskatchewan	Male	45-54	100%
Saskatchewan	Female	45-54	100%
Saskatchewan	Male	55-64	100%
Saskatchewan	Female	55-64	100%
Saskatchewan	Male	65+	100%
Saskatchewan	Female	65+	100%
Yukon	Male	18-24	100%
Yukon	Female	18-24	100%
Yukon	Male	25-34	100%
Yukon	Female	25-34	100%
Yukon	Male	35-44	100%
Yukon	Female	35-44	100%
Yukon	Male	45-54	100%
Yukon	Female	45-54	100%
Yukon	Male	55-64	100%
Yukon	Female	55-64	100%
Yukon	Male	65+	100%
Yukon	Female	65+	100%
Nunavut	Male	18-24	100%
Nunavut	Female	18-24	100%
Nunavut	Male	25-34	100%
Nunavut	Female	25-34	100%
Nunavut	Male	35-44	100%
Nunavut	Female	35-44	100%
Nunavut	Male	45-54	100%
Nunavut	Female	45-54	100%
Nunavut	Male	55-64	100%
Nunavut	Female	55-64	100%
Nunavut	Male	65+	100%
Nunavut	Female	65+	100%

Q11. Support for national licensure

<https://surveys.cma.ca/en/permalink/survey82>

Survey Date: 2019

Full Question: Q11. How supportive would you be of the implementation of national licensure that would enable practice in all Canadian provinces/territories?

Topic: Access to services
National licensure

Keywords: License
Licensure

Response Choices: Not at all supportive
Not very supportive
No opinion
Somewhat supportive
Very supportive

Documents

CMA_Survey_Workforce2019_Q11_National_Licensure-e.pdf

Read PDF

Download PDF

CMA Physician Workforce Survey, 2019. Tabular Results by FFS/P or Other Specialist, Gender, Age, and Province/Territory

Province/Territory	Gender	Age	FFS/P or Other Specialist
Alberta	Male	18-24	100%
Alberta	Female	18-24	100%
Alberta	Male	25-34	100%
Alberta	Female	25-34	100%
Alberta	Male	35-44	100%
Alberta	Female	35-44	100%
Alberta	Male	45-54	100%
Alberta	Female	45-54	100%
Alberta	Male	55-64	100%
Alberta	Female	55-64	100%
Alberta	Male	65+	100%
Alberta	Female	65+	100%
British Columbia	Male	18-24	100%
British Columbia	Female	18-24	100%
British Columbia	Male	25-34	100%
British Columbia	Female	25-34	100%
British Columbia	Male	35-44	100%
British Columbia	Female	35-44	100%
British Columbia	Male	45-54	100%
British Columbia	Female	45-54	100%
British Columbia	Male	55-64	100%
British Columbia	Female	55-64	100%
British Columbia	Male	65+	100%
British Columbia	Female	65+	100%
Manitoba	Male	18-24	100%
Manitoba	Female	18-24	100%
Manitoba	Male	25-34	100%
Manitoba	Female	25-34	100%
Manitoba	Male	35-44	100%
Manitoba	Female	35-44	100%
Manitoba	Male	45-54	100%
Manitoba	Female	45-54	100%
Manitoba	Male	55-64	100%
Manitoba	Female	55-64	100%
Manitoba	Male	65+	100%
Manitoba	Female	65+	100%
Ontario	Male	18-24	100%
Ontario	Female	18-24	100%
Ontario	Male	25-34	100%
Ontario	Female	25-34	100%
Ontario	Male	35-44	100%
Ontario	Female	35-44	100%
Ontario	Male	45-54	100%
Ontario	Female	45-54	100%
Ontario	Male	55-64	100%
Ontario	Female	55-64	100%
Ontario	Male	65+	100%
Ontario	Female	65+	100%
Quebec	Male	18-24	100%
Quebec	Female	18-24	100%
Quebec	Male	25-34	100%
Quebec	Female	25-34	100%
Quebec	Male	35-44	100%
Quebec	Female	35-44	100%
Quebec	Male	45-54	100%
Quebec	Female	45-54	100%
Quebec	Male	55-64	100%
Quebec	Female	55-64	100%
Quebec	Male	65+	100%
Quebec	Female	65+	100%
Saskatchewan	Male	18-24	100%
Saskatchewan	Female	18-24	100%
Saskatchewan	Male	25-34	100%
Saskatchewan	Female	25-34	100%
Saskatchewan	Male	35-44	100%
Saskatchewan	Female	35-44	100%
Saskatchewan	Male	45-54	100%
Saskatchewan	Female	45-54	100%
Saskatchewan	Male	55-64	100%
Saskatchewan	Female	55-64	100%
Saskatchewan	Male	65+	100%
Saskatchewan	Female	65+	100%
Yukon	Male	18-24	100%
Yukon	Female	18-24	100%
Yukon	Male	25-34	100%
Yukon	Female	25-34	100%
Yukon	Male	35-44	100%
Yukon	Female	35-44	100%
Yukon	Male	45-54	100%
Yukon	Female	45-54	100%
Yukon	Male	55-64	100%
Yukon	Female	55-64	100%
Yukon	Male	65+	100%
Yukon	Female	65+	100%
Nunavut	Male	18-24	100%
Nunavut	Female	18-24	100%
Nunavut	Male	25-34	100%
Nunavut	Female	25-34	100%
Nunavut	Male	35-44	100%
Nunavut	Female	35-44	100%
Nunavut	Male	45-54	100%
Nunavut	Female	45-54	100%
Nunavut	Male	55-64	100%
Nunavut	Female	55-64	100%
Nunavut	Male	65+	100%
Nunavut	Female	65+	100%

Q12. Impact of national licensure on physician practices

<https://surveys.cma.ca/en/permalink/survey83>

Survey Date: 2019


Full Question: Q12. If a national licensure system were implemented today, how likely would you be to:
Highly unlikely
Somewhat unlikely
Unsure
Somewhat likely
Highly likely

Topic: Access to services
National licensure
Patient care


Keywords: License
Licensure
Changes
Portability
Locum
Virtual care
Rural practice
Access


Response Choices: Seek out locum opportunities in other provinces/ territories
Practise in multiple provinces/territories on an ongoing basis
Provide virtual care (e.g., telemedicine) to patients in other provinces/territories
Practise temporarily in rural/remote areas in other provinces/territories
Participate in further training in another province or territory

Documents



CMA_Survey_Workforc
e2019_Q12_Impact_Na
tional_Licensure-e.pdf

 Read PDF

 Download PDF



Q12. On-call hours in direct patient care

<https://surveys.cma.ca/en/permalink/survey19>


Survey Date: 2017

Full Question: Q12. Estimate how many of your on-call hours each month are actually spent in direct patient care (e.g., phone, email, face-to-face):


Topic: Patient care
On-call activities
Hours of work and workload


Keywords: Clinical care
On-call services
On-call hours
Oncall
Oncall activities
Patient care
Work hours
Workload

Documents



CMA_Survey_Workforc
e2017_Q12_OnCallHrs
PtCare-e.pdf

 Read PDF

 Download PDF

CMA Physician Workforce Survey, 2019. National Results by FFSP or Other Specialist, Gender, Age, and Practice Setting

Response	Strongly disagree	Somewhat disagree	Neither agree nor disagree	Somewhat agree	Strongly agree
Access to services	10%	20%	30%	25%	15%
National licensure	15%	25%	35%	20%	5%
Patient care	10%	20%	30%	25%	15%

Q13. Agreement that national licensure will improve access

<https://surveys.cma.ca/en/permalink/survey85>

Survey Date: 2019

Full Question: Q13. To what extent do you agree that national licensure will improve access to care for Canadians?

Topic: Access to services
National licensure
Patient care

Keywords: License
Licensure
Better
Patients
Access

Response Choices: Strongly disagree
Somewhat disagree
Neither agree nor disagree
Somewhat agree
Strongly agree


Documents

CMA_Survey_Workforce2019_Q13_Agreement_National_Licensure-e.pdf

Read PDF

Download PDF

Q13. Work hours



<https://surveys.cma.ca/en/permalink/survey20>

Survey Date: 2017

Full Question: Q13. EXCLUDING ON-CALL ACTIVITIES, how many HOURS IN AN AVERAGE WEEK do you usually spend on the following activities? Assume each activity is mutually exclusive for reporting purposes.

Topic: Patient care
On-call activities
Practice management (e.g., overhead costs, paperwork)
Hours of work and workload

Keywords: Administrative duties
Committee work
Indirect patient care
On-call services
Patient care
Practice management
Continuing medication education (CME)
Research
Teaching
Work hours
Oncall
Oncall activities
Workload

Response Choices: Direct patient care without a teaching component, regardless of setting
Direct patient care with a teaching component, regardless of setting
Teaching/Education without direct patient care (contact with students/residents, preparation, marking, evaluations, etc.)
Indirect patient care (charting, reports, phone calls, meeting patients' family, etc.)
Health facility committees (academic planning committees)
Administration (i.e., management of university program, chief of staff, department head, Ministry of Health, etc.)
Research (including management of research and publications)
Managing your practice (staff, facility, equipment, etc.)
Continuing medical education/professional development (courses, reading, videos, tapes, seminars, etc.)

Documents



CMA_Survey_Workforc
e2017_Q13_WorkHrs-
e.pdf



Read PDF



Download PDF



Q14. Hours on administrative forms

<https://surveys.cma.ca/en/permalink/survey21>

Survey Date: 2017

Full Question: Q14. How many hours per week do you spend completing administrative forms on behalf of your patients (e.g. third party insurance forms)?

Topic: Patient care
Practice management (e.g., overhead costs, paperwork)
Hours of work and workload

Keywords: 3rd party insurance forms
Administrative duties
Indirect patient care
Paperwork
Practice management
Workload

Documents

CMA_Survey_Workforce2017_Q14_AdminForms-e.pdf

 Read PDF

 Download PDF

Q14 Physician Workforce Survey, 2019, National Results by FPEP or Other Specialist, Gender, Age, and Practice Territory

Response	Yes	No
All	1,111	1,111
Gender		
Male	555	555
Female	556	556
Age		
18-24	111	111
25-34	222	222
35-44	333	333
45-54	444	444
55-64	555	555
65+	666	666
Practice Territory		
Urban	777	777
Suburban	888	888
Rural	999	999

Q14. Provision of patient/clinical care

<https://surveys.cma.ca/en/permalink/survey99>

Survey Date: 2019

Full Question: Q14. Do you provide patient/clinical care (either direct or indirect)?

Topic: Access to services
Patient care

Keywords: Patients
Clinical care
Direct clinical care
Indirect clinical care

Response Choices: Yes
No

Documents

Q14 Physician Workforce Survey, 2019, National Results by FPEP or Other Specialist, Gender, Age, and Practice Territory

CMA_Survey_Workforc
e2019_Q14_Provision-
e.pdf

Read PDF

Download PDF

Q16 Physician Workforce Survey, 2019, National Results by FPEP or Other Specialist, Gender, Age, and Practice Territory

Response	Yes	No
All	1,111	1,111
Gender		
Male	555	555
Female	556	556
Age		
18-24	111	111
25-34	222	222
35-44	333	333
45-54	444	444
55-64	555	555
65+	666	666
Practice Territory		
Urban	777	777
Suburban	888	888
Rural	999	999

Q16. Electronic tools used by physicians

<https://surveys.cma.ca/en/permalink/survey103>


Survey Date: 2019

Full Question: Q16. Please indicate which of the following electronic tools you use in the care of your patients


Topic: Patient care
Electronic records and tools


- Keywords: Electronic medical records
 EMR
 Electronic health record
 EHR
 Patient notes
- Response Choices: Reminders for patient care
 Ordering lab tests
 Ordering diagnostic tests
 Receipt of hospital visit and discharge information
 Clinical decision support tool
 Access to list of medications taken by a patient
 Warnings for drug interactions
 Interface to pharmacy/pharmacist
 Access to lab test/diagnostic results
 Referral to other physicians
 Secure transfer of patient information
 Access to provincial/territorial patient information systems
 Interface to non-doctor health professionals
 An Artificial Intelligence (AI)
 None of the above

Documents




CMA_Survey_Workforce2019_Q16_Electronic_Tools-e.pdf

 Read PDF

 Download PDF

Q17. Accepting new patients



<https://surveys.cma.ca/en/permalink/survey24>

Survey Date: 2017


Full Question: Q17. To what extent is your practice accepting new patients into your MAIN patient care setting? Please check only ONE.

Topic: Patient care
Hours of work and workload
Access to services


Keywords: Access to services
Appointment availability
Overworked
Patient care
Patient load
Wait time
Work hours
Workload
Wait times
Waiting times


Response Choices: No restrictions; practice is open to all new patients
Partially closed
Completely closed
Does not apply to my practice setting

Documents



CMA_Survey_Workforc
e2017_Q17_PracticeSta
tus-e.pdf

 Read PDF

 Download PDF

Q17. Electronic tools used by patients

<https://surveys.cma.ca/en/permalink/survey88>

Survey Date: 2019

Full Question: Q17. Which of the following can patients in your practice do?

Topic: Patient care
Electronic records and tools

Keywords: Electronic medical records
EMR
Electronic health record
EHR
Patient notes
Virtual care
Visit
Consult
e-scheduling
Online records
Online prescriptions
email


Response Choices: Request appointments online (i.e. advance access e-scheduling)
Request prescription renewals online
View information from their health record online (e.g. lab test results or immunization history)
Electronically add measurements (e.g. blood pressure readings) to their electronic record
Electronically add text and/or other documentation to their electronic record
Visit with you virtually (i.e. online by video)
Consult with you via email or text message
None of the above
N/A (e.g. hospital practice only)

Documents

CMA_Survey_Workforc

e2019_Q17_Electronic
Tools-e.pdf

 Read PDF

 Download PDF



Q18. Number of patients seen

<https://surveys.cma.ca/en/permalink/survey25>


Survey Date: 2017

Full Question: Q18. Please estimate the number of patients you see in a TYPICAL WEEK, EXCLUDING patient visits while you are on-call (on-call is defined as time outside of regularly scheduled activity during which you are available to patients):


Topic: Patient care
Hours of work and workload
Access to services
On-call activities


Keywords: Access to services
Appointment availability
Overworked
Patient care
Patient load
Wait time
Work hours
Workload
Wait times
Waiting times

Documents



CMA_Survey_Workforce2017_Q18_NumPatients-e.pdf

 Read PDF

 Download PDF