



## Q02. Satisfaction (professional life, balance)

<https://surveys.cma.ca/en/permalink/survey89>

Survey Date: 2019

Full Question: Q02. Rate your satisfaction with each of the following:  
 Very dissatisfied  
 Dissatisfied  
 Neutral  
 Satisfied  
 Very satisfied

Topic: Satisfaction  
 Hours of work and workload

Keywords: Work-life balance  
 doctor satisfaction  
 Physician satisfaction

Response Choices: Your professional life  
 The balance between your personal and professional commitments


### Documents



CMA\_Survey\_Workforc  
 e2019\_Q2\_Satisfaction  
 -e.pdf

 Read PDF

 Download PDF



## Q05. Medical education

<https://surveys.cma.ca/en/permalink/survey10>

Survey Date: 2017

Full Question: Q05. Where did you complete your undergraduate medical training?


Topic: International medical graduates

Keywords: Canada  
International medical graduate  
IMG  
United States


Response Choices: Canada  
USA  
Other country


### Documents


---



CMA\_Survey\_Workforc  
e2017\_Q5\_Country-  
e.pdf

 Read PDF

 Download PDF



## Q06. Province(s)/territory(ies) of licensure

<https://surveys.cma.ca/en/permalink/survey73>

Survey Date: 2019


Full Question: Q06. In which Canadian jurisdiction(s) do you currently hold an active medical practice licence?

Topic: National licensure


- Keywords:
- Province
  - Territory
  - License
  - Licensure
  - Practice
  - Work
  - Portability
- Response Choices:
- British Columbia
  - Alberta
  - Saskatchewan
  - Manitoba
  - Ontario
  - Quebec
  - New Brunswick
  - Nova Scotia
  - Prince Edward Island
  - Newfoundland & Labrador
  - Northwest Territories
  - Yukon
  - Nunavut


## Documents

---



CMA\_Survey\_Workforce2019\_Q6\_Province-.pdf

 Read PDF

 Download PDF

## Q07. Main province/territory of practice

# <https://surveys.cma.ca/en/permalink/survey75>

Survey Date: 2019

Full Question: Q07. In what province/territory do you primarily work?


Topic: National licensure

Keywords: Province  
Territory  
Practice  
Work


Response Choices: British Columbia  
Alberta  
Saskatchewan  
Manitoba  
Ontario  
Quebec  
New Brunswick  
Nova Scotia  
Prince Edward Island  
Newfoundland & Labrador  
Northwest Territories  
Yukon  
Nunavut


## Documents

---



CMA\_Survey\_Workforc  
e2019\_Q7\_Practice\_Pr  
ovince-e.pdf

 Read PDF

 Download PDF

Thumbnail of a data table from a CMAA report. The table title is "CMAA Physician Workforce Survey, 2019: National Results by FRCPC or Other Specialist, Gender, Age, and Practice Facility". The table contains multiple columns of data, including counts and percentages for various categories.

## Q08. Medical education

<https://surveys.cma.ca/en/permalink/survey96>

Survey Date: 2019

Full Question: Q08. Where did you complete your undergraduate medical training?

Topic: International medical graduates

Keywords: IMG  
International medical graduate  
Canadian  
American  
Graduated

Response Choices: Canada  
USA  
Other country

### Documents


---

Thumbnail of a PDF document. The document title is "CMA\_Survey\_Workforce2019\_Q8\_Country-e.pdf". Below the thumbnail are two buttons: "Read PDF" and "Download PDF".

CMA\_Survey\_Workforce2019\_Q8\_Country-e.pdf

Read PDF

Download PDF



## Q09. Applying for licensure in another jurisdiction

<https://surveys.cma.ca/en/permalink/survey77>

Survey Date: 2019

Full Question: Q09. Have you ever applied for a licence to practise medicine with a Canadian medical regulatory authority in a province or territory other than where you were first licensed to practise in Canada?

Topic: Access to services  
National licensure


Keywords: License  
Licensure


Response Choices: Yes  
No


### Documents

---

CMA\_Survey\_Workforce2019\_Q9\_Licensure.pdf

 Read PDF

 Download PDF



## Q09. Organization of practice (solo, group, etc.)

<https://surveys.cma.ca/en/permalink/survey16>


Survey Date: 2017

Full Question: Q09. How is your MAIN patient care setting organized? Check ONLY ONE. (Note that a solo or group practice could also include another health professional who does not have her/his own caseload).


Topic:	Work setting Patient care Hospital setting Collaborative practice
Keywords:	Collaborative practice Group practice Hospital setting Interprofessional Partner Patient care setting Practice setting Solo practice Team practice Work setting
Response Choices:	Solo practice Group practice – community based Interprofessional practice – community based (physician(s) & other health professional(s) who have their own caseloads) Hospital-based practice


## Documents

---



CMA\_Survey\_Workforce2017\_Q9\_OrgSetting-e.pdf

 Read PDF

 Download PDF

## Q10. Obstacles to applying for licensure

<https://surveys.cma.ca/en/permalink/survey79>

Survey Date: 2019

Full Question: Q10. What factors did you consider significant obstacles with respect to applying for licensure in another province or territory?

Topic: Access to services  
National licensure

Keywords: License  
Licensure  
Barriers  
Practice obstacles

Response Choices: Obtaining credential verification for or from the provincial/territorial regulatory authority  
Obtaining letter(s) of good standing from the provincial/territorial regulatory authority  
Obtaining reference or character letters  
Obtaining police record check  
Cost of getting licensed in the other province or territory  
Length of the process to obtain a licence in the other province or territory  
The overall complexity of the process to obtain a licence  
Other, please specify:  
There were no significant obstacles

## Documents

---




CMA\_Survey\_Workforce2019\_Q10\_Licensure\_Obstacles-e.pdf

 Read PDF

 Download PDF





## Q10. Providing on-call

<https://surveys.cma.ca/en/permalink/survey17>

Survey Date: 2017


Full Question: Q10. Do you provide on-call services?

Topic: Patient care  
On-call activities  
Hours of work and workload


Keywords: On-call hours  
On-call services  
Work hours  
Oncall  
Workload  
Oncall activities


### Documents

---



CMA\_Survey\_Workforce2017\_Q10\_OnCall-e.pdf

 Read PDF

 Download PDF



## Q11. Average on-call hours

<https://surveys.cma.ca/en/permalink/survey18>

Survey Date: 2017

Full Question: Q11. Estimate your average number of on-call work hours per month:

Topic: Patient care  
On-call activities  
Hours of work and workload

Keywords: On-call hours  
Oncall activities  
Oncall  
On-call services  
Work hours  
Workload

### Documents

---



CMA\_Survey\_Workforce2017\_Q11\_OnCallHours-e.pdf

 Read PDF

 Download PDF

CMA Physician Workforce Survey, 2019. Tabular Results by FFS/P or Other Specialist, Gender, Age, and Province/Territory

Province/Territory	Gender	Age	FFS/P or Other Specialist
Alberta	Male	18-24	100%
Alberta	Female	18-24	100%
Alberta	Male	25-34	100%
Alberta	Female	25-34	100%
Alberta	Male	35-44	100%
Alberta	Female	35-44	100%
Alberta	Male	45-54	100%
Alberta	Female	45-54	100%
Alberta	Male	55-64	100%
Alberta	Female	55-64	100%
Alberta	Male	65+	100%
Alberta	Female	65+	100%
British Columbia	Male	18-24	100%
British Columbia	Female	18-24	100%
British Columbia	Male	25-34	100%
British Columbia	Female	25-34	100%
British Columbia	Male	35-44	100%
British Columbia	Female	35-44	100%
British Columbia	Male	45-54	100%
British Columbia	Female	45-54	100%
British Columbia	Male	55-64	100%
British Columbia	Female	55-64	100%
British Columbia	Male	65+	100%
British Columbia	Female	65+	100%
Manitoba	Male	18-24	100%
Manitoba	Female	18-24	100%
Manitoba	Male	25-34	100%
Manitoba	Female	25-34	100%
Manitoba	Male	35-44	100%
Manitoba	Female	35-44	100%
Manitoba	Male	45-54	100%
Manitoba	Female	45-54	100%
Manitoba	Male	55-64	100%
Manitoba	Female	55-64	100%
Manitoba	Male	65+	100%
Manitoba	Female	65+	100%
Ontario	Male	18-24	100%
Ontario	Female	18-24	100%
Ontario	Male	25-34	100%
Ontario	Female	25-34	100%
Ontario	Male	35-44	100%
Ontario	Female	35-44	100%
Ontario	Male	45-54	100%
Ontario	Female	45-54	100%
Ontario	Male	55-64	100%
Ontario	Female	55-64	100%
Ontario	Male	65+	100%
Ontario	Female	65+	100%
Quebec	Male	18-24	100%
Quebec	Female	18-24	100%
Quebec	Male	25-34	100%
Quebec	Female	25-34	100%
Quebec	Male	35-44	100%
Quebec	Female	35-44	100%
Quebec	Male	45-54	100%
Quebec	Female	45-54	100%
Quebec	Male	55-64	100%
Quebec	Female	55-64	100%
Quebec	Male	65+	100%
Quebec	Female	65+	100%
Saskatchewan	Male	18-24	100%
Saskatchewan	Female	18-24	100%
Saskatchewan	Male	25-34	100%
Saskatchewan	Female	25-34	100%
Saskatchewan	Male	35-44	100%
Saskatchewan	Female	35-44	100%
Saskatchewan	Male	45-54	100%
Saskatchewan	Female	45-54	100%
Saskatchewan	Male	55-64	100%
Saskatchewan	Female	55-64	100%
Saskatchewan	Male	65+	100%
Saskatchewan	Female	65+	100%
Yukon	Male	18-24	100%
Yukon	Female	18-24	100%
Yukon	Male	25-34	100%
Yukon	Female	25-34	100%
Yukon	Male	35-44	100%
Yukon	Female	35-44	100%
Yukon	Male	45-54	100%
Yukon	Female	45-54	100%
Yukon	Male	55-64	100%
Yukon	Female	55-64	100%
Yukon	Male	65+	100%
Yukon	Female	65+	100%
Nunavut	Male	18-24	100%
Nunavut	Female	18-24	100%
Nunavut	Male	25-34	100%
Nunavut	Female	25-34	100%
Nunavut	Male	35-44	100%
Nunavut	Female	35-44	100%
Nunavut	Male	45-54	100%
Nunavut	Female	45-54	100%
Nunavut	Male	55-64	100%
Nunavut	Female	55-64	100%
Nunavut	Male	65+	100%
Nunavut	Female	65+	100%

## Q11. Support for national licensure

<https://surveys.cma.ca/en/permalink/survey82>

Survey Date: 2019

Full Question: Q11. How supportive would you be of the implementation of national licensure that would enable practice in all Canadian provinces/territories?

Topic: Access to services  
National licensure

Keywords: License  
Licensure

Response Choices: Not at all supportive  
Not very supportive  
No opinion  
Somewhat supportive  
Very supportive

### Documents

CMA Physician Workforce Survey, 2019. Tabular Results by FFS/P or Other Specialist, Gender, Age, and Province/Territory

CMA\_Survey\_Workforce2019\_Q11\_National\_Licensure-e.pdf

Read PDF

Download PDF

CMA Physician Workforce Survey, 2019. Tabular Results by FFS/P or Other Specialist, Gender, Age, and Province/Territory

Province/Territory	Gender	Age	FFS/P or Other Specialist
Alberta	Male	18-24	100%
Alberta	Female	18-24	100%
Alberta	Male	25-34	100%
Alberta	Female	25-34	100%
Alberta	Male	35-44	100%
Alberta	Female	35-44	100%
Alberta	Male	45-54	100%
Alberta	Female	45-54	100%
Alberta	Male	55-64	100%
Alberta	Female	55-64	100%
Alberta	Male	65+	100%
Alberta	Female	65+	100%
British Columbia	Male	18-24	100%
British Columbia	Female	18-24	100%
British Columbia	Male	25-34	100%
British Columbia	Female	25-34	100%
British Columbia	Male	35-44	100%
British Columbia	Female	35-44	100%
British Columbia	Male	45-54	100%
British Columbia	Female	45-54	100%
British Columbia	Male	55-64	100%
British Columbia	Female	55-64	100%
British Columbia	Male	65+	100%
British Columbia	Female	65+	100%
Manitoba	Male	18-24	100%
Manitoba	Female	18-24	100%
Manitoba	Male	25-34	100%
Manitoba	Female	25-34	100%
Manitoba	Male	35-44	100%
Manitoba	Female	35-44	100%
Manitoba	Male	45-54	100%
Manitoba	Female	45-54	100%
Manitoba	Male	55-64	100%
Manitoba	Female	55-64	100%
Manitoba	Male	65+	100%
Manitoba	Female	65+	100%
Ontario	Male	18-24	100%
Ontario	Female	18-24	100%
Ontario	Male	25-34	100%
Ontario	Female	25-34	100%
Ontario	Male	35-44	100%
Ontario	Female	35-44	100%
Ontario	Male	45-54	100%
Ontario	Female	45-54	100%
Ontario	Male	55-64	100%
Ontario	Female	55-64	100%
Ontario	Male	65+	100%
Ontario	Female	65+	100%
Quebec	Male	18-24	100%
Quebec	Female	18-24	100%
Quebec	Male	25-34	100%
Quebec	Female	25-34	100%
Quebec	Male	35-44	100%
Quebec	Female	35-44	100%
Quebec	Male	45-54	100%
Quebec	Female	45-54	100%
Quebec	Male	55-64	100%
Quebec	Female	55-64	100%
Quebec	Male	65+	100%
Quebec	Female	65+	100%
Saskatchewan	Male	18-24	100%
Saskatchewan	Female	18-24	100%
Saskatchewan	Male	25-34	100%
Saskatchewan	Female	25-34	100%
Saskatchewan	Male	35-44	100%
Saskatchewan	Female	35-44	100%
Saskatchewan	Male	45-54	100%
Saskatchewan	Female	45-54	100%
Saskatchewan	Male	55-64	100%
Saskatchewan	Female	55-64	100%
Saskatchewan	Male	65+	100%
Saskatchewan	Female	65+	100%
Yukon	Male	18-24	100%
Yukon	Female	18-24	100%
Yukon	Male	25-34	100%
Yukon	Female	25-34	100%
Yukon	Male	35-44	100%
Yukon	Female	35-44	100%
Yukon	Male	45-54	100%
Yukon	Female	45-54	100%
Yukon	Male	55-64	100%
Yukon	Female	55-64	100%
Yukon	Male	65+	100%
Yukon	Female	65+	100%
Nunavut	Male	18-24	100%
Nunavut	Female	18-24	100%
Nunavut	Male	25-34	100%
Nunavut	Female	25-34	100%
Nunavut	Male	35-44	100%
Nunavut	Female	35-44	100%
Nunavut	Male	45-54	100%
Nunavut	Female	45-54	100%
Nunavut	Male	55-64	100%
Nunavut	Female	55-64	100%
Nunavut	Male	65+	100%
Nunavut	Female	65+	100%

## Q12. Impact of national licensure on physician practices

<https://surveys.cma.ca/en/permalink/survey83>

Survey Date: 2019

Full Question: Q12. If a national licensure system were implemented today, how likely would you be to:  
Highly unlikely  
Somewhat unlikely  
Unsure  
Somewhat likely  
Highly likely


Topic: Access to services  
National licensure  
Patient care

Keywords: License  
Licensure  
Changes  
Portability  
Locum  
Virtual care  
Rural practice  
Access


Response Choices: Seek out locum opportunities in other provinces/ territories  
Practise in multiple provinces/territories on an ongoing basis  
Provide virtual care (e.g., telemedicine) to patients in other provinces/territories  
Practise temporarily in rural/remote areas in other provinces/territories  
Participate in further training in another province or territory


## Documents

---



CMA\_Survey\_Workforce2019\_Q12\_Impact\_National\_Licensure-e.pdf

 Read PDF

 Download PDF



## Q12. On-call hours in direct patient care

<https://surveys.cma.ca/en/permalink/survey19>

Survey Date: 2017

Full Question: Q12. Estimate how many of your on-call hours each month are actually spent in direct patient care (e.g., phone, email, face-to-face):

Topic: Patient care  
On-call activities  
Hours of work and workload

Keywords: Clinical care  
On-call services  
On-call hours  
Oncall  
Oncall activities  
Patient care  
Work hours  
Workload

### Documents

---



CMA\_Survey\_Workforce2017\_Q12\_OnCallHrsPtCare-e.pdf

 Read PDF

 Download PDF

Province	Physicians	Physicians per 1,000 population	Physicians per 1,000 population (2018)
Alberta	10,000	1.0	1.0
British Columbia	15,000	1.5	1.5
Manitoba	8,000	0.8	0.8
Ontario	25,000	2.5	2.5
Quebec	12,000	1.2	1.2
Saskatchewan	7,000	0.7	0.7

## Q13. Agreement that national licensure will improve access

<https://surveys.cma.ca/en/permalink/survey85>

Survey Date: 2019

Full Question: Q13. To what extent do you agree that national licensure will improve access to care for Canadians?

Topic: Access to services  
National licensure  
Patient care

Keywords: License  
Licensure  
Better  
Patients  
Access

Response Choices: Strongly disagree  
Somewhat disagree  
Neither agree nor disagree  
Somewhat agree  
Strongly agree

### Documents

---


CMA\_Survey\_Workforce2019\_Q13\_Agreement\_National\_Licensure-e.pdf

Read PDF

Download PDF

---

## Q13. Work hours



## <https://surveys.cma.ca/en/permalink/survey20>

Survey Date: 2017


Full Question: Q13. EXCLUDING ON-CALL ACTIVITIES, how many HOURS IN AN AVERAGE WEEK do you usually spend on the following activities? Assume each activity is mutually exclusive for reporting purposes.

Topic: Patient care  
On-call activities  
Practice management (e.g., overhead costs, paperwork)  
Hours of work and workload

Keywords: Administrative duties  
Committee work  
Indirect patient care  
On-call services  
Patient care  
Practice management  
Continuing medication education (CME)  
Research  
Teaching  
Work hours  
Oncall  
Oncall activities  
Workload

Response Choices: Direct patient care without a teaching component, regardless of setting  
Direct patient care with a teaching component, regardless of setting  
Teaching/Education without direct patient care (contact with students/residents, preparation, marking, evaluations, etc.)  
Indirect patient care (charting, reports, phone calls, meeting patients' family, etc.)  
Health facility committees (academic planning committees)  
Administration (i.e., management of university program, chief of staff, department head, Ministry of Health, etc.)  
Research (including management of research and publications)  
Managing your practice (staff, facility, equipment, etc.)  
Continuing medical education/professional development (courses, reading, videos, tapes, seminars, etc.)

### Documents



Document description and metadata

CMA\_Survey\_Workforc  
e2017\_Q13\_WorkHrs-  
e.pdf



Read PDF



Download PDF





## Q14. Hours on administrative forms

<https://surveys.cma.ca/en/permalink/survey21>

Survey Date: 2017

Full Question: Q14. How many hours per week do you spend completing administrative forms on behalf of your patients (e.g. third party insurance forms)?


Topic: Patient care  
Practice management (e.g., overhead costs, paperwork)  
Hours of work and workload


Keywords: 3rd party insurance forms  
Administrative duties  
Indirect patient care  
Paperwork  
Practice management  
Workload


### Documents

---

CMA\_Survey\_Workforce2017\_Q14\_AdminForms-e.pdf

 Read PDF

 Download PDF



## Q15. Remuneration mode

<https://surveys.cma.ca/en/permalink/survey22>

Survey Date: 2017

Full Question: Q15. In the last year, approximately what proportion of your professional income did you receive from these payment methods?  
Note: TOTAL MUST EQUAL 100%.


Topic: Remuneration method

Keywords: FFS  
Capitation  
Earnings  
Fee-for-service  
Income  
Pay  
Remuneration  
Salary


Response Choices: Fee-for-service insured  
Fee-for-service uninsured (private pay services)  
Salary  
Capitation  
Sessional/per diem/hourly  
Service contract  
Incentives and premiums


## Documents

---



CMA\_Survey\_Workforce2017\_Q15\_Remuneration-e.pdf

 Read PDF

 Download PDF



## Q16. Overhead costs

<https://surveys.cma.ca/en/permalink/survey23>

Survey Date: 2017

Full Question: Q16. What percentage of your gross professional income goes towards running your practice (e.g. staff, leases/rent/mortgage, equipment leasing/rental, personal benefits, vehicle costs, professional fees, malpractice dues, etc.)?


Topic: Remuneration method  
Practice management (e.g., overhead costs, paperwork)


Keywords: FFS  
Overhead costs  
Practice expenses  
Practice management  
Remuneration


### Documents

---

CMA\_Survey\_Workforc  
e2017\_Q16\_Overhead-  
e.pdf

 Read PDF

 Download PDF



## Q17. Accepting new patients

<https://surveys.cma.ca/en/permalink/survey24>

Survey Date: 2017

Full Question: Q17. To what extent is your practice accepting new patients into your MAIN patient care setting? Please check only ONE.


Topic: Patient care  
Hours of work and workload  
Access to services

Keywords: Access to services  
Appointment availability  
Overworked  
Patient care  
Patient load  
Wait time  
Work hours  
Workload  
Wait times  
Waiting times


Response Choices: No restrictions; practice is open to all new patients  
Partially closed  
Completely closed  
Does not apply to my practice setting


## Documents

---



CMA\_Survey\_Workforce2017\_Q17\_PracticeStatus-e.pdf

 Read PDF

 Download PDF



## Q18. Number of patients seen

<https://surveys.cma.ca/en/permalink/survey25>

Survey Date: 2017


Full Question: Q18. Please estimate the number of patients you see in a TYPICAL WEEK, EXCLUDING patient visits while you are on-call (on-call is defined as time outside of regularly scheduled activity during which you are available to patients):

Topic: Patient care  
Hours of work and workload  
Access to services  
On-call activities


Keywords: Access to services  
Appointment availability  
Overworked  
Patient care  
Patient load  
Wait time  
Work hours  
Workload  
Wait times  
Waiting times


### Documents

---



CMA\_Survey\_Workforce2017\_Q18\_NumPatients-e.pdf

 Read PDF

 Download PDF