

## Q02. Satisfaction (professional life, balance)

<https://surveys.cma.ca/en/permalink/survey89>

Survey Date: 2019

Full Question: Q02. Rate your satisfaction with each of the following:  
Very dissatisfied  
Dissatisfied  
Neutral  
Satisfied  
Very satisfied


Topic: Satisfaction  
Hours of work and workload

Keywords: Work-life balance  
doctor satisfaction  
Physician satisfaction


Response Choices: Your professional life  
The balance between your personal and professional commitments


### Documents

---




CMA\_Survey\_Workforce2019\_Q2\_Satisfaction-e.pdf

 Read PDF

 Download PDF

## Q06. Province(s)/territory(ies) of licensure



# <https://surveys.cma.ca/en/permalink/survey73>

Survey Date: 2019

Full Question: Q06. In which Canadian jurisdiction(s) do you currently hold an active medical practice licence?

Topic: National licensure


Keywords: Province  
Territory  
License  
Licensure  
Practice  
Work  
Portability


Response Choices: British Columbia  
Alberta  
Saskatchewan  
Manitoba  
Ontario  
Quebec  
New Brunswick  
Nova Scotia  
Prince Edward Island  
Newfoundland & Labrador  
Northwest Territories  
Yukon  
Nunavut


## Documents

---

CMA\_Survey\_Workforc  
e2019\_Q6\_Province-  
e.pdf

 Read PDF

 Download PDF



## Q07. Main province/territory of practice

<https://surveys.cma.ca/en/permalink/survey75>

Survey Date: 2019


Full Question: Q07. In what province/territory do you primarily work?

Topic: National licensure


Keywords: Province  
Territory  
Practice  
Work


Response Choices: British Columbia  
Alberta  
Saskatchewan  
Manitoba  
Ontario  
Quebec  
New Brunswick  
Nova Scotia  
Prince Edward Island  
Newfoundland & Labrador  
Northwest Territories  
Yukon  
Nunavut

## Documents



CMA\_Survey\_Workforc  
e2019\_Q7\_Practice\_Pr  
ovince-e.pdf

 Read PDF

 Download PDF

Q09 Physician Workforce Survey, 2019: National Results by FPPSP or Other Specialist, Gender, Age, and Province/Territory

Province/Territory	Male	Female	Total
Alberta	100	100	200
British Columbia	100	100	200
Manitoba	100	100	200
Ontario	100	100	200
Quebec	100	100	200
Saskatchewan	100	100	200
Atlantic	100	100	200
National Total	700	700	1400

## Q09. Applying for licensure in another jurisdiction

<https://surveys.cma.ca/en/permalink/survey77>

Survey Date: 2019

Full Question: Q09. Have you ever applied for a licence to practise medicine with a Canadian medical regulatory authority in a province or territory other than where you were first licensed to practise in Canada?

Topic: Access to services  
National licensure

Keywords: License  
Licensure

Response Choices: Yes  
No

### Documents

Q09 Physician Workforce Survey, 2019: National Results by FPPSP or Other Specialist, Gender, Age, and Province/Territory

CMA\_Survey\_Workforce2019\_Q9\_Licensure-e.pdf

Read PDF

Download PDF

Q10 Physician Workforce Survey, 2019: National Results by FPPSP or Other Specialist, Gender, Age, and Province/Territory

Province/Territory	Male	Female	Total
Alberta	100	100	200
British Columbia	100	100	200
Manitoba	100	100	200
Ontario	100	100	200
Quebec	100	100	200
Saskatchewan	100	100	200
Atlantic	100	100	200
National Total	700	700	1400

## Q10. Obstacles to applying for licensure

<https://surveys.cma.ca/en/permalink/survey79>

Survey Date: 2019

Full Question: Q10. What factors did you consider significant obstacles with respect to applying for licensure in another province or territory?


Topic: Access to services  
National licensure

Keywords: License  
Licensure  
Barriers  
Practice obstacles


Response Choices: Obtaining credential verification for or from the provincial/territorial regulatory authority  
Obtaining letter(s) of good standing from the provincial/territorial regulatory authority  
Obtaining reference or character letters  
Obtaining police record check  
Cost of getting licensed in the other province or territory  
Length of the process to obtain a licence in the other province or territory  
The overall complexity of the process to obtain a licence  
Other, please specify:  
There were no significant obstacles


## Documents

---



CMA\_Survey\_Workforc  
e2019\_Q10\_Licensure\_  
Obstacles-e.pdf

 Read PDF

 Download PDF

This is a thumbnail of a survey results table. The title is "CMA Physician Workforce Survey, 2019: Subtotal Results by FFSP or Other Specialist, Gender, Age, and Province/Territory". The table contains multiple columns of data, including percentages and counts, organized by demographic and professional categories.

## Q11. Support for national licensure

<https://surveys.cma.ca/en/permalink/survey82>

Survey Date: 2019

Full Question: Q11. How supportive would you be of the implementation of national licensure that would enable practice in all Canadian provinces/territories?

Topic: Access to services  
National licensure

Keywords: License  
Licensure

Response Choices: Not at all supportive  
Not very supportive  
No opinion  
Somewhat supportive  
Very supportive

### Documents

---

This is a thumbnail of a survey results table, identical to the one in the top left. It shows the title "CMA Physician Workforce Survey, 2019: Subtotal Results by FFSP or Other Specialist, Gender, Age, and Province/Territory" and a table of data.

CMA\_Survey\_Workforce2019\_Q11\_National\_Licensure-e.pdf

Read PDF

Download PDF

This is a thumbnail of a survey results table. The title is "CMA Physician Workforce Survey, 2019: Subtotal Results by FFSP or Other Specialist, Gender, Age, and Province/Territory". The table contains multiple columns of data, including percentages and counts, organized by demographic and professional categories.

## Q12. Impact of national licensure on physician practices

<https://surveys.cma.ca/en/permalink/survey83>

Survey Date: 2019

Full Question: Q12. If a national licensure system were implemented today, how likely would you be to:  
Highly unlikely  
Somewhat unlikely  
Unsure  
Somewhat likely  
Highly likely


Topic: Access to services  
National licensure  
Patient care

Keywords: License  
Licensure  
Changes  
Portability  
Locum  
Virtual care  
Rural practice  
Access


Response Choices: Seek out locum opportunities in other provinces/ territories  
Practise in multiple provinces/territories on an ongoing basis  
Provide virtual care (e.g., telemedicine) to patients in other provinces/territories  
Practise temporarily in rural/remote areas in other provinces/territories  
Participate in further training in another province or territory


## Documents

---




CMA\_Survey\_Workforce2019\_Q12\_Impact\_National\_Licensure-e.pdf

 Read PDF

 Download PDF







## Q18. Providing on-call

<https://surveys.cma.ca/en/permalink/survey104>

Survey Date: 2019

Full Question: Q18. Do you provide on-call services?

Topic: Hours of work and workload  
On-call activities  
Access to services  
Patient care  
Oncall


Keywords: On-call service  
Workload  
Oncall activities  
Oncall


Response Choices: Yes  
No

### Documents

---

CMA\_Survey\_Workforce2019\_Q18\_OnCallHrs-e.pdf

 Read PDF

 Download PDF

Thumbnail of a data table from the CMAA survey. The table title is "CMAA Physician Workforce Survey, 2019: National Results by FPPSP or Other Specialty, Gender, Age, and Province/Territory". It contains multiple columns of data representing different categories and their corresponding values.

## Q19. Average on-call hours

<https://surveys.cma.ca/en/permalink/survey106>

Survey Date: 2019

Full Question: Q19. Estimate your average number of on-call work hours per month:

Topic: Access to services  
Hours of work and workload  
Patient care  
On-call activities  
Oncall

Keywords: Oncall  
Time  
Oncall activities  
On-call hours  
Workload

### Documents

---

Thumbnail of a PDF document. The document title is "CMA\_Survey\_Workforce2019\_Q19\_AvgOnCallHrs-e.pdf". Below the thumbnail are two buttons: "Read PDF" and "Download PDF".

CMA\_Survey\_Workforce2019\_Q19\_AvgOnCallHrs-e.pdf

Read PDF

Download PDF

## Q20. On-call hours in direct patient care

<https://surveys.cma.ca/en/permalink/survey109>

Survey Date: 2019

Full Question: Q20. Estimate how many of your on-call hours each month are actually spent in direct patient care (e.g., phone, email, face-to-face):

Topic: Access to services  
Hours of work and workload  
On-call activities  
Patient care  
Oncall

Keywords: Oncall  
On-call hours  
Time  
Workload

### Documents

---

CMA\_Survey\_Workforc  
e2019\_Q20\_OnCallHrs  
PtCare-e.pdf

Read PDF

Download PDF

## Q21 & Q22. Work hours

<https://surveys.cma.ca/en/permalink/survey112>

Survey Date: 2019

Full Question: Q21 & Q22. EXCLUDING ON-CALL ACTIVITIES, how many HOURS IN AN AVERAGE WEEK do you usually spend on the following activities? Assume each activity is mutually exclusive for reporting purposes (i.e., if an activity spans two categories, please report hours in only one category).


Topic: Hours of work and workload  
 Access to services  
 Patient care  
 Practice management (e.g., overhead costs, paperwork)  
 On-call activities  
 Oncall

Keywords: Workload  
 Time  
 Oncall


Response Choices: Direct patient care without a teaching component, regardless of setting  
 Direct patient care with a teaching component, regardless of setting  
 Teaching/Education without direct patient care (contact with students/residents, preparation, marking, evaluations, etc.)  
 Indirect patient care (charting, reports, phone calls, meeting patients' family, etc.)  
 Health facility committees (academic planning committees)  
 Administration (i.e., management of university program, chief of staff, department head, Ministry of Health, etc.)  
 Research (including management of research and publications)  
 Managing your practice (staff, facility, equipment, etc.)  
 Continuing medical education/professional development (courses, reading, videos, tapes, seminars, etc.)  
 Other  
 TOTAL HOURS WORKED PER WEEK


## Documents

---



CMA\_Survey\_Workforce2019\_Q21\_Q22Work\_hours-e.pdf

 Read PDF

 Download PDF