



Q02. Satisfaction (professional life, balance)

<https://surveys.cma.ca/en/permalink/survey89>

Survey Date: 2019

Full Question: Q02. Rate your satisfaction with each of the following:
Very dissatisfied
Dissatisfied
Neutral
Satisfied
Very satisfied

Topic: Satisfaction
Hours of work and workload

Keywords: Work-life balance
doctor satisfaction
Physician satisfaction

Response Choices: Your professional life
The balance between your personal and professional commitments

Documents




CMA_Survey_Workforce2019_Q2_Satisfaction-e.pdf

 Read PDF

 Download PDF

Q06. Province(s)/territory(ies) of licensure



<https://surveys.cma.ca/en/permalink/survey73>

Survey Date: 2019

Full Question: Q06. In which Canadian jurisdiction(s) do you currently hold an active medical practice licence?


Topic: National licensure


Keywords: Province
Territory
License
Licensure
Practice
Work
Portability


Response Choices: British Columbia
Alberta
Saskatchewan
Manitoba
Ontario
Quebec
New Brunswick
Nova Scotia
Prince Edward Island
Newfoundland & Labrador
Northwest Territories
Yukon
Nunavut

Documents

CMA_Survey_Workforc
e2019_Q6_Province-
e.pdf

 Read PDF

 Download PDF



Q07. Main province/territory of practice

<https://surveys.cma.ca/en/permalink/survey75>

Survey Date: 2019


Full Question: Q07. In what province/territory do you primarily work?

Topic: National licensure


Keywords: Province
Territory
Practice
Work


Response Choices: British Columbia
Alberta
Saskatchewan
Manitoba
Ontario
Quebec
New Brunswick
Nova Scotia
Prince Edward Island
Newfoundland & Labrador
Northwest Territories
Yukon
Nunavut

Documents



CMA_Survey_Workforc
e2019_Q7_Practice_Pr
ovince-e.pdf

 Read PDF

 Download PDF

Q09 Physician Workforce Survey, 2019: National Results by FPPSP or Other Specialist, Gender, Age, and Province/Territory

Province/Territory	Male	Female	Total
Alberta	100	100	200
British Columbia	100	100	200
Manitoba	100	100	200
Ontario	100	100	200
Quebec	100	100	200
Saskatchewan	100	100	200
Atlantic	100	100	200
National Total	1000	1000	2000

Q09. Applying for licensure in another jurisdiction

<https://surveys.cma.ca/en/permalink/survey77>

Survey Date: 2019

Full Question: Q09. Have you ever applied for a licence to practise medicine with a Canadian medical regulatory authority in a province or territory other than where you were first licensed to practise in Canada?

Topic: Access to services
National licensure

Keywords: License
Licensure

Response Choices: Yes
No

Documents

Q09 Physician Workforce Survey, 2019: National Results by FPPSP or Other Specialist, Gender, Age, and Province/Territory

CMA_Survey_Workforce2019_Q9_Licensure.pdf

Read PDF

Download PDF

Q10 Physician Workforce Survey, 2019: National Results by FPPSP or Other Specialist, Gender, Age, and Province/Territory

Province/Territory	Male	Female	Total
Alberta	100	100	200
British Columbia	100	100	200
Manitoba	100	100	200
Ontario	100	100	200
Quebec	100	100	200
Saskatchewan	100	100	200
Atlantic	100	100	200
National Total	1000	1000	2000

Q10. Obstacles to applying for licensure

<https://surveys.cma.ca/en/permalink/survey79>

Survey Date: 2019


Full Question: Q10. What factors did you consider significant obstacles with respect to applying for licensure in another province or territory?

Topic: Access to services
National licensure


Keywords: License
Licensure
Barriers
Practice obstacles


Response Choices: Obtaining credential verification for or from the provincial/territorial regulatory authority
Obtaining letter(s) of good standing from the provincial/territorial regulatory authority
Obtaining reference or character letters
Obtaining police record check
Cost of getting licensed in the other province or territory
Length of the process to obtain a licence in the other province or territory
The overall complexity of the process to obtain a licence
Other, please specify:
There were no significant obstacles

Documents



CMA_Survey_Workforc
e2019_Q10_Licensure_
Obstacles-e.pdf

 Read PDF

 Download PDF

Thumbnail of a survey results table for Q11. The table title is "CMA Physician Workforce Survey, 2019: Subtotal Results by FPPSP or Other Specialty, Gender, Age, and Province/Territory". It contains multiple columns of data representing different demographic and professional categories.

Q11. Support for national licensure

<https://surveys.cma.ca/en/permalink/survey82>

Survey Date: 2019

Full Question: Q11. How supportive would you be of the implementation of national licensure that would enable practice in all Canadian provinces/territories?

Topic: Access to services
National licensure

Keywords: License
Licensure

Response Choices: Not at all supportive
Not very supportive
No opinion
Somewhat supportive
Very supportive

Documents

Thumbnail of a survey results table for Q11. The table title is "CMA Physician Workforce Survey, 2019: Subtotal Results by FPPSP or Other Specialty, Gender, Age, and Province/Territory". It contains multiple columns of data representing different demographic and professional categories.

CMA_Survey_Workforce2019_Q11_National_Licensure-e.pdf

Read PDF

Download PDF

Thumbnail of a survey results table for Q12. The table title is "CMA Physician Workforce Survey, 2019: Subtotal Results by FPPSP or Other Specialty, Gender, Age, and Province/Territory". It contains multiple columns of data representing different demographic and professional categories.

Q12. Impact of national licensure on physician practices

<https://surveys.cma.ca/en/permalink/survey83>

Survey Date: 2019


Full Question: Q12. If a national licensure system were implemented today, how likely would you be to:
Highly unlikely
Somewhat unlikely
Unsure
Somewhat likely
Highly likely

Topic: Access to services
National licensure
Patient care


Keywords: License
Licensure
Changes
Portability
Locum
Virtual care
Rural practice
Access


Response Choices: Seek out locum opportunities in other provinces/ territories
Practise in multiple provinces/territories on an ongoing basis
Provide virtual care (e.g., telemedicine) to patients in other provinces/territories
Practise temporarily in rural/remote areas in other provinces/territories
Participate in further training in another province or territory

Documents



CMA_Survey_Workforce2019_Q12_Impact_National_Licensure-e.pdf

 Read PDF

 Download PDF

CMA Physician Workforce Survey, 2019. National Results by FFSP or Other Specialist, Gender, Age, and Practice Setting

Response	Male	Female	Age 18-29	Age 30-39	Age 40-49	Age 50-59	Age 60-69	Age 70+	FFSP	Other Specialist
Strongly disagree	1	1	1	1	1	1	1	1	1	1
Somewhat disagree	1	1	1	1	1	1	1	1	1	1
Neither agree nor disagree	1	1	1	1	1	1	1	1	1	1
Somewhat agree	1	1	1	1	1	1	1	1	1	1
Strongly agree	1	1	1	1	1	1	1	1	1	1

Q13. Agreement that national licensure will improve access

<https://surveys.cma.ca/en/permalink/survey85>

Survey Date: 2019

Full Question: Q13. To what extent do you agree that national licensure will improve access to care for Canadians?

Topic: Access to services
National licensure
Patient care

Keywords: License
Licensure
Better
Patients
Access

Response Choices: Strongly disagree
Somewhat disagree
Neither agree nor disagree
Somewhat agree
Strongly agree

Documents

CMA_Survey_Workforce2019_Q13_Agreement_National_Licensure-e.pdf

Read PDF

Download PDF

Q15. Work Setting

<https://surveys.cma.ca/en/permalink/survey100>

Survey Date: 2019

Full Question: Q15. Which of the following is your primary work setting?

Topic: Hospital setting
Work setting

Keywords: Where do physicians work?
Location
Work setting
Physician setting


Response Choices: Private office/clinic (excluding free standing walk-in clinics)
Community clinic/Community health centre
Free-standing walk-in clinic
Academic health sciences centre (AHSC)
Non-AHSC teaching hospital
Community hospital
Other hospital
Emergency department (in community hospital or AHSC)
Nursing home/ Long term care facility / Seniors' residence
University
Research Unit
Free-standing lab/diagnostic clinic
Administrative office / Corporate Office
Other

Documents

CMA_Survey_Workforce2019_Q15_Work_Setting-e.pdf

Read PDF

Download PDF



Q18. Providing on-call

<https://surveys.cma.ca/en/permalink/survey104>

Survey Date: 2019

Full Question: Q18. Do you provide on-call services?


Topic: Hours of work and workload
On-call activities
Access to services
Patient care
Oncall


Keywords: On-call service
Workload
Oncall activities
Oncall

Response Choices: Yes
No

Documents

CMA_Survey_Workforce2019_Q18_OnCallHrs-e.pdf

 Read PDF

 Download PDF

CMAA Physician Workforce Survey, 2019, National Results by FPPSP or Other Specialty, Gender, Age, and Province/Territory

Province/Territory	Gender	Age	FPPSP or Other Specialty	Results
Alberta	Male	25-34	Family Practice	1000
Alberta	Female	25-34	Family Practice	1000
Alberta	Male	35-44	Family Practice	1000
Alberta	Female	35-44	Family Practice	1000
Alberta	Male	45-54	Family Practice	1000
Alberta	Female	45-54	Family Practice	1000
Alberta	Male	55-64	Family Practice	1000
Alberta	Female	55-64	Family Practice	1000
Alberta	Male	65+	Family Practice	1000
Alberta	Female	65+	Family Practice	1000
Alberta	Male	25-34	Other Specialty	1000
Alberta	Female	25-34	Other Specialty	1000
Alberta	Male	35-44	Other Specialty	1000
Alberta	Female	35-44	Other Specialty	1000
Alberta	Male	45-54	Other Specialty	1000
Alberta	Female	45-54	Other Specialty	1000
Alberta	Male	55-64	Other Specialty	1000
Alberta	Female	55-64	Other Specialty	1000
Alberta	Male	65+	Other Specialty	1000
Alberta	Female	65+	Other Specialty	1000
British Columbia	Male	25-34	Family Practice	1000
British Columbia	Female	25-34	Family Practice	1000
British Columbia	Male	35-44	Family Practice	1000
British Columbia	Female	35-44	Family Practice	1000
British Columbia	Male	45-54	Family Practice	1000
British Columbia	Female	45-54	Family Practice	1000
British Columbia	Male	55-64	Family Practice	1000
British Columbia	Female	55-64	Family Practice	1000
British Columbia	Male	65+	Family Practice	1000
British Columbia	Female	65+	Family Practice	1000
British Columbia	Male	25-34	Other Specialty	1000
British Columbia	Female	25-34	Other Specialty	1000
British Columbia	Male	35-44	Other Specialty	1000
British Columbia	Female	35-44	Other Specialty	1000
British Columbia	Male	45-54	Other Specialty	1000
British Columbia	Female	45-54	Other Specialty	1000
British Columbia	Male	55-64	Other Specialty	1000
British Columbia	Female	55-64	Other Specialty	1000
British Columbia	Male	65+	Other Specialty	1000
British Columbia	Female	65+	Other Specialty	1000
Manitoba	Male	25-34	Family Practice	1000
Manitoba	Female	25-34	Family Practice	1000
Manitoba	Male	35-44	Family Practice	1000
Manitoba	Female	35-44	Family Practice	1000
Manitoba	Male	45-54	Family Practice	1000
Manitoba	Female	45-54	Family Practice	1000
Manitoba	Male	55-64	Family Practice	1000
Manitoba	Female	55-64	Family Practice	1000
Manitoba	Male	65+	Family Practice	1000
Manitoba	Female	65+	Family Practice	1000
Manitoba	Male	25-34	Other Specialty	1000
Manitoba	Female	25-34	Other Specialty	1000
Manitoba	Male	35-44	Other Specialty	1000
Manitoba	Female	35-44	Other Specialty	1000
Manitoba	Male	45-54	Other Specialty	1000
Manitoba	Female	45-54	Other Specialty	1000
Manitoba	Male	55-64	Other Specialty	1000
Manitoba	Female	55-64	Other Specialty	1000
Manitoba	Male	65+	Other Specialty	1000
Manitoba	Female	65+	Other Specialty	1000
Ontario	Male	25-34	Family Practice	1000
Ontario	Female	25-34	Family Practice	1000
Ontario	Male	35-44	Family Practice	1000
Ontario	Female	35-44	Family Practice	1000
Ontario	Male	45-54	Family Practice	1000
Ontario	Female	45-54	Family Practice	1000
Ontario	Male	55-64	Family Practice	1000
Ontario	Female	55-64	Family Practice	1000
Ontario	Male	65+	Family Practice	1000
Ontario	Female	65+	Family Practice	1000
Ontario	Male	25-34	Other Specialty	1000
Ontario	Female	25-34	Other Specialty	1000
Ontario	Male	35-44	Other Specialty	1000
Ontario	Female	35-44	Other Specialty	1000
Ontario	Male	45-54	Other Specialty	1000
Ontario	Female	45-54	Other Specialty	1000
Ontario	Male	55-64	Other Specialty	1000
Ontario	Female	55-64	Other Specialty	1000
Ontario	Male	65+	Other Specialty	1000
Ontario	Female	65+	Other Specialty	1000
Quebec	Male	25-34	Family Practice	1000
Quebec	Female	25-34	Family Practice	1000
Quebec	Male	35-44	Family Practice	1000
Quebec	Female	35-44	Family Practice	1000
Quebec	Male	45-54	Family Practice	1000
Quebec	Female	45-54	Family Practice	1000
Quebec	Male	55-64	Family Practice	1000
Quebec	Female	55-64	Family Practice	1000
Quebec	Male	65+	Family Practice	1000
Quebec	Female	65+	Family Practice	1000
Quebec	Male	25-34	Other Specialty	1000
Quebec	Female	25-34	Other Specialty	1000
Quebec	Male	35-44	Other Specialty	1000
Quebec	Female	35-44	Other Specialty	1000
Quebec	Male	45-54	Other Specialty	1000
Quebec	Female	45-54	Other Specialty	1000
Quebec	Male	55-64	Other Specialty	1000
Quebec	Female	55-64	Other Specialty	1000
Quebec	Male	65+	Other Specialty	1000
Quebec	Female	65+	Other Specialty	1000
Atlantic	Male	25-34	Family Practice	1000
Atlantic	Female	25-34	Family Practice	1000
Atlantic	Male	35-44	Family Practice	1000
Atlantic	Female	35-44	Family Practice	1000
Atlantic	Male	45-54	Family Practice	1000
Atlantic	Female	45-54	Family Practice	1000
Atlantic	Male	55-64	Family Practice	1000
Atlantic	Female	55-64	Family Practice	1000
Atlantic	Male	65+	Family Practice	1000
Atlantic	Female	65+	Family Practice	1000
Atlantic	Male	25-34	Other Specialty	1000
Atlantic	Female	25-34	Other Specialty	1000
Atlantic	Male	35-44	Other Specialty	1000
Atlantic	Female	35-44	Other Specialty	1000
Atlantic	Male	45-54	Other Specialty	1000
Atlantic	Female	45-54	Other Specialty	1000
Atlantic	Male	55-64	Other Specialty	1000
Atlantic	Female	55-64	Other Specialty	1000
Atlantic	Male	65+	Other Specialty	1000
Atlantic	Female	65+	Other Specialty	1000

Q19. Average on-call hours

<https://surveys.cma.ca/en/permalink/survey106>

Survey Date: 2019

Full Question: Q19. Estimate your average number of on-call work hours per month:

Topic: Access to services
Hours of work and workload
Patient care
On-call activities
Oncall

Keywords: Oncall
Time
Oncall activities
On-call hours
Workload

Documents

CMA_Survey_Workforce2019_Q19_AvgOnCallHrs-e.pdf

Read PDF

Download PDF

Q20. On-call hours in direct patient care

<https://surveys.cma.ca/en/permalink/survey109>

Survey Date: 2019

Full Question: Q20. Estimate how many of your on-call hours each month are actually spent in direct patient care (e.g., phone, email, face-to-face):

Topic: Access to services
Hours of work and workload
On-call activities
Patient care
Oncall

Keywords: Oncall
On-call hours
Time
Workload

Documents

CMA_Survey_Workforc
e2019_Q20_OnCallHrs
PtCare-e.pdf

Read PDF

Download PDF

Q21 & Q22. Work hours

<https://surveys.cma.ca/en/permalink/survey112>

Survey Date: 2019

Full Question: Q21 & Q22. EXCLUDING ON-CALL ACTIVITIES, how many HOURS IN AN AVERAGE WEEK do you usually spend on the following activities? Assume each activity is mutually exclusive for reporting purposes (i.e., if an activity spans two categories, please report hours in only one category).

Topic: Hours of work and workload
 Access to services
 Patient care
 Practice management (e.g., overhead costs, paperwork)
 On-call activities
 Oncall

Keywords: Workload
 Time
 Oncall

Response Choices: Direct patient care without a teaching component, regardless of setting
 Direct patient care with a teaching component, regardless of setting
 Teaching/Education without direct patient care (contact with students/residents, preparation, marking, evaluations, etc.)
 Indirect patient care (charting, reports, phone calls, meeting patients' family, etc.)
 Health facility committees (academic planning committees)
 Administration (i.e., management of university program, chief of staff, department head, Ministry of Health, etc.)
 Research (including management of research and publications)
 Managing your practice (staff, facility, equipment, etc.)
 Continuing medical education/professional development (courses, reading, videos, tapes, seminars, etc.)
 Other
 TOTAL HOURS WORKED PER WEEK

Documents



CMA_Survey_Workforce2019_Q21_Q22Work_hours-e.pdf

 Read PDF



Download PDF