



Q06. Province(s)/territory(ies) of licensure

<https://surveys.cma.ca/en/permalink/survey73>

Survey Date: 2019

Full Question: Q06. In which Canadian jurisdiction(s) do you currently hold an active medical practice licence?

Topic: National licensure

Keywords: Province
Territory
License
Licensure
Practice
Work
Portability

Response Choices: British Columbia
Alberta
Saskatchewan
Manitoba
Ontario
Quebec
New Brunswick
Nova Scotia
Prince Edward Island
Newfoundland & Labrador
Northwest Territories
Yukon
Nunavut

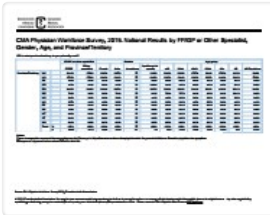
Documents



CMA_Survey_Workforc
e2019_Q6_Province-
e.pdf

Read PDF

Download PDF



CMA Physician Workforce Survey, 2019: National Results by FFS/FP or Other Specialist, Gender, Age, and Province/Territory

Province/Territory	Gender	Age	Specialty	Count
British Columbia	Male	25-34	FFS/FP	123
British Columbia	Female	25-34	FFS/FP	108
British Columbia	Male	35-44	FFS/FP	156
British Columbia	Female	35-44	FFS/FP	141
British Columbia	Male	45-54	FFS/FP	189
British Columbia	Female	45-54	FFS/FP	174
British Columbia	Male	55-64	FFS/FP	222
British Columbia	Female	55-64	FFS/FP	207
British Columbia	Male	65-74	FFS/FP	255
British Columbia	Female	65-74	FFS/FP	240
British Columbia	Male	75+	FFS/FP	288
British Columbia	Female	75+	FFS/FP	273
Alberta	Male	25-34	FFS/FP	98
Alberta	Female	25-34	FFS/FP	83
Alberta	Male	35-44	FFS/FP	131
Alberta	Female	35-44	FFS/FP	116
Alberta	Male	45-54	FFS/FP	164
Alberta	Female	45-54	FFS/FP	149
Alberta	Male	55-64	FFS/FP	197
Alberta	Female	55-64	FFS/FP	182
Alberta	Male	65-74	FFS/FP	230
Alberta	Female	65-74	FFS/FP	215
Alberta	Male	75+	FFS/FP	263
Alberta	Female	75+	FFS/FP	248
Saskatchewan	Male	25-34	FFS/FP	76
Saskatchewan	Female	25-34	FFS/FP	61
Saskatchewan	Male	35-44	FFS/FP	119
Saskatchewan	Female	35-44	FFS/FP	104
Saskatchewan	Male	45-54	FFS/FP	152
Saskatchewan	Female	45-54	FFS/FP	137
Saskatchewan	Male	55-64	FFS/FP	194
Saskatchewan	Female	55-64	FFS/FP	179
Saskatchewan	Male	65-74	FFS/FP	236
Saskatchewan	Female	65-74	FFS/FP	221
Saskatchewan	Male	75+	FFS/FP	274
Saskatchewan	Female	75+	FFS/FP	259
Manitoba	Male	25-34	FFS/FP	69
Manitoba	Female	25-34	FFS/FP	54
Manitoba	Male	35-44	FFS/FP	126
Manitoba	Female	35-44	FFS/FP	111
Manitoba	Male	45-54	FFS/FP	173
Manitoba	Female	45-54	FFS/FP	158
Manitoba	Male	55-64	FFS/FP	235
Manitoba	Female	55-64	FFS/FP	220
Manitoba	Male	65-74	FFS/FP	292
Manitoba	Female	65-74	FFS/FP	277
Manitoba	Male	75+	FFS/FP	349
Manitoba	Female	75+	FFS/FP	334
Ontario	Male	25-34	FFS/FP	147
Ontario	Female	25-34	FFS/FP	132
Ontario	Male	35-44	FFS/FP	214
Ontario	Female	35-44	FFS/FP	199
Ontario	Male	45-54	FFS/FP	296
Ontario	Female	45-54	FFS/FP	281
Ontario	Male	55-64	FFS/FP	393
Ontario	Female	55-64	FFS/FP	378
Ontario	Male	65-74	FFS/FP	500
Ontario	Female	65-74	FFS/FP	485
Ontario	Male	75+	FFS/FP	627
Ontario	Female	75+	FFS/FP	612
Quebec	Male	25-34	FFS/FP	113
Quebec	Female	25-34	FFS/FP	98
Quebec	Male	35-44	FFS/FP	175
Quebec	Female	35-44	FFS/FP	160
Quebec	Male	45-54	FFS/FP	252
Quebec	Female	45-54	FFS/FP	237
Quebec	Male	55-64	FFS/FP	339
Quebec	Female	55-64	FFS/FP	324
Quebec	Male	65-74	FFS/FP	441
Quebec	Female	65-74	FFS/FP	426
Quebec	Male	75+	FFS/FP	563
Quebec	Female	75+	FFS/FP	548
New Brunswick	Male	25-34	FFS/FP	87
New Brunswick	Female	25-34	FFS/FP	72
New Brunswick	Male	35-44	FFS/FP	154
New Brunswick	Female	35-44	FFS/FP	139
New Brunswick	Male	45-54	FFS/FP	221
New Brunswick	Female	45-54	FFS/FP	206
New Brunswick	Male	55-64	FFS/FP	298
New Brunswick	Female	55-64	FFS/FP	283
New Brunswick	Male	65-74	FFS/FP	380
New Brunswick	Female	65-74	FFS/FP	365
New Brunswick	Male	75+	FFS/FP	477
New Brunswick	Female	75+	FFS/FP	462
Nova Scotia	Male	25-34	FFS/FP	70
Nova Scotia	Female	25-34	FFS/FP	55
Nova Scotia	Male	35-44	FFS/FP	142
Nova Scotia	Female	35-44	FFS/FP	127
Nova Scotia	Male	45-54	FFS/FP	214
Nova Scotia	Female	45-54	FFS/FP	199
Nova Scotia	Male	55-64	FFS/FP	296
Nova Scotia	Female	55-64	FFS/FP	281
Nova Scotia	Male	65-74	FFS/FP	393
Nova Scotia	Female	65-74	FFS/FP	378
Nova Scotia	Male	75+	FFS/FP	500
Nova Scotia	Female	75+	FFS/FP	485
Prince Edward Island	Male	25-34	FFS/FP	56
Prince Edward Island	Female	25-34	FFS/FP	41
Prince Edward Island	Male	35-44	FFS/FP	112
Prince Edward Island	Female	35-44	FFS/FP	97
Prince Edward Island	Male	45-54	FFS/FP	164
Prince Edward Island	Female	45-54	FFS/FP	149
Prince Edward Island	Male	55-64	FFS/FP	235
Prince Edward Island	Female	55-64	FFS/FP	220
Prince Edward Island	Male	65-74	FFS/FP	292
Prince Edward Island	Female	65-74	FFS/FP	277
Prince Edward Island	Male	75+	FFS/FP	349
Prince Edward Island	Female	75+	FFS/FP	334
Newfoundland & Labrador	Male	25-34	FFS/FP	49
Newfoundland & Labrador	Female	25-34	FFS/FP	34
Newfoundland & Labrador	Male	35-44	FFS/FP	101
Newfoundland & Labrador	Female	35-44	FFS/FP	86
Newfoundland & Labrador	Male	45-54	FFS/FP	153
Newfoundland & Labrador	Female	45-54	FFS/FP	138
Newfoundland & Labrador	Male	55-64	FFS/FP	230
Newfoundland & Labrador	Female	55-64	FFS/FP	215
Newfoundland & Labrador	Male	65-74	FFS/FP	287
Newfoundland & Labrador	Female	65-74	FFS/FP	272
Newfoundland & Labrador	Male	75+	FFS/FP	354
Newfoundland & Labrador	Female	75+	FFS/FP	339
Northwest Territories	Male	25-34	FFS/FP	35
Northwest Territories	Female	25-34	FFS/FP	20
Northwest Territories	Male	35-44	FFS/FP	71
Northwest Territories	Female	35-44	FFS/FP	56
Northwest Territories	Male	45-54	FFS/FP	113
Northwest Territories	Female	45-54	FFS/FP	98
Northwest Territories	Male	55-64	FFS/FP	175
Northwest Territories	Female	55-64	FFS/FP	160
Northwest Territories	Male	65-74	FFS/FP	252
Northwest Territories	Female	65-74	FFS/FP	237
Northwest Territories	Male	75+	FFS/FP	339
Northwest Territories	Female	75+	FFS/FP	324
Yukon	Male	25-34	FFS/FP	26
Yukon	Female	25-34	FFS/FP	11
Yukon	Male	35-44	FFS/FP	52
Yukon	Female	35-44	FFS/FP	37
Yukon	Male	45-54	FFS/FP	104
Yukon	Female	45-54	FFS/FP	89
Yukon	Male	55-64	FFS/FP	176
Yukon	Female	55-64	FFS/FP	161
Yukon	Male	65-74	FFS/FP	228
Yukon	Female	65-74	FFS/FP	213
Yukon	Male	75+	FFS/FP	280
Yukon	Female	75+	FFS/FP	265
Nunavut	Male	25-34	FFS/FP	17
Nunavut	Female	25-34	FFS/FP	2
Nunavut	Male	35-44	FFS/FP	34
Nunavut	Female	35-44	FFS/FP	19
Nunavut	Male	45-54	FFS/FP	68
Nunavut	Female	45-54	FFS/FP	53
Nunavut	Male	55-64	FFS/FP	136
Nunavut	Female	55-64	FFS/FP	121
Nunavut	Male	65-74	FFS/FP	174
Nunavut	Female	65-74	FFS/FP	159
Nunavut	Male	75+	FFS/FP	231
Nunavut	Female	75+	FFS/FP	216

Q07. Main province/territory of practice

<https://surveys.cma.ca/en/permalink/survey75>

Survey Date: 2019

Full Question: Q07. In what province/territory do you primarily work?

Topic: National licensure

Keywords: Province
Territory
Practice
Work

Response Choices: British Columbia
Alberta
Saskatchewan
Manitoba
Ontario
Quebec
New Brunswick
Nova Scotia
Prince Edward Island
Newfoundland & Labrador
Northwest Territories
Yukon
Nunavut

Documents



e2019_Q7_Practice_Province-e.pdf

 Read PDF

 Download PDF



The table displays national results for the CMA Physician Workforce Survey in 2019, categorized by FPPSP or other specialty, gender, age, and provincial/territorial jurisdiction. It includes columns for various demographic and professional metrics.

Q09. Applying for licensure in another jurisdiction

<https://surveys.cma.ca/en/permalink/survey77>

Survey Date: 2019


Full Question: Q09. Have you ever applied for a licence to practise medicine with a Canadian medical regulatory authority in a province or territory other than where you were first licensed to practise in Canada?

Topic: Access to services
National licensure

Keywords: License
Licensure

Response Choices: Yes
No

Documents




The table displays national results for the CMA Physician Workforce Survey in 2019, categorized by FPPSP or other specialty, gender, age, and provincial/territorial jurisdiction. It includes columns for various demographic and professional metrics.

CMA_Survey_Workforce2019_Q9_Licensure-e.pdf

 Read PDF

 Download PDF



Q09. Organization of practice (solo, group, etc.)

<https://surveys.cma.ca/en/permalink/survey16>

Survey Date: 2017


Full Question: Q09. How is your MAIN patient care setting organized? Check ONLY ONE. (Note that a solo or group practice could also include another health professional who does not have her/his own caseload).

Topic: Work setting
Patient care
Hospital setting
Collaborative practice


Keywords: Collaborative practice
Group practice
Hospital setting
Interprofessional
Partner
Patient care setting
Practice setting
Solo practice
Team practice
Work setting


Response Choices: Solo practice
Group practice – community based
Interprofessional practice – community based (physician(s) & other health professional(s) who have their own caseloads)
Hospital-based practice

Documents



CMA_Survey_Workforce2017_Q9_OrgSetting-e.pdf

 Read PDF

 Download PDF

Q10. Obstacles to applying for licensure

<https://surveys.cma.ca/en/permalink/survey79>

Survey Date: 2019

Full Question: Q10. What factors did you consider significant obstacles with respect to applying for licensure in another province or territory?

Topic: Access to services
National licensure

Keywords: License
Licensure
Barriers
Practice obstacles


Response Choices: Obtaining credential verification for or from the provincial/territorial regulatory authority
Obtaining letter(s) of good standing from the provincial/territorial regulatory authority
Obtaining reference or character letters
Obtaining police record check
Cost of getting licensed in the other province or territory
Length of the process to obtain a licence in the other province or territory
The overall complexity of the process to obtain a licence
Other, please specify:
There were no significant obstacles

Documents

CMA_Survey_Workforce2019_Q10_Licensure_Obstacles-e.pdf

Read PDF

 Download PDF



Q10. Providing on-call

<https://surveys.cma.ca/en/permalink/survey17>


Survey Date: 2017

Full Question: Q10. Do you provide on-call services?

Topic: Patient care
On-call activities
Hours of work and workload

Keywords: On-call hours
On-call services
Work hours
Oncall
Workload
Oncall activities

Documents



CMA_Survey_Workforc
e2017_Q10_OnCall-
e.pdf

 Read PDF

 Download PDF



Q11. Average on-call hours

<https://surveys.cma.ca/en/permalink/survey18>

Survey Date: 2017


Full Question: Q11. Estimate your average number of on-call work hours per month:


Topic: Patient care
On-call activities
Hours of work and workload

Keywords: On-call hours
Oncall activities
Oncall
On-call services
Work hours
Workload

Documents

CMA_Survey_Workforce2017_Q11_OnCallHours-e.pdf

 Read PDF

 Download PDF

This is a thumbnail of a survey results table. The title is "CMA Physician Workforce Survey, 2019: Tabular Results by FFS/P or Other Specialist, Gender, Age, and Province/Territory". The table contains multiple columns of data, including percentages and counts, organized by demographic and professional categories.

Q11. Support for national licensure

<https://surveys.cma.ca/en/permalink/survey82>

Survey Date: 2019

Full Question: Q11. How supportive would you be of the implementation of national licensure that would enable practice in all Canadian provinces/territories?

Topic: Access to services
National licensure

Keywords: License
Licensure

Response Choices: Not at all supportive
Not very supportive
No opinion
Somewhat supportive
Very supportive

Documents

This is a thumbnail of a survey results table, identical to the one above. Below the table, the filename "CMA_Survey_Workforce2019_Q11_National_Licensure-e.pdf" is displayed. There are two buttons: "Read PDF" with a document icon and "Download PDF" with a download icon.

This is a thumbnail of a survey results table. The title is "CMA Physician Workforce Survey, 2019: Tabular Results by FFS/P or Other Specialist, Gender, Age, and Province/Territory". The table contains multiple columns of data, including percentages and counts, organized by demographic and professional categories.

Q12. Impact of national licensure on physician practices

<https://surveys.cma.ca/en/permalink/survey83>

Survey Date: 2019


Full Question: Q12. If a national licensure system were implemented today, how likely would you be to:
Highly unlikely
Somewhat unlikely
Unsure
Somewhat likely
Highly likely

Topic: Access to services
National licensure
Patient care


Keywords: License
Licensure
Changes
Portability
Locum
Virtual care
Rural practice
Access


Response Choices: Seek out locum opportunities in other provinces/ territories
Practise in multiple provinces/territories on an ongoing basis
Provide virtual care (e.g., telemedicine) to patients in other provinces/territories
Practise temporarily in rural/remote areas in other provinces/territories
Participate in further training in another province or territory

Documents



CMA_Survey_Workforc
e2019_Q12_Impact_Na
tional_Licensure-e.pdf

 Read PDF

 Download PDF



Q12. On-call hours in direct patient care

<https://surveys.cma.ca/en/permalink/survey19>


Survey Date: 2017

Full Question: Q12. Estimate how many of your on-call hours each month are actually spent in direct patient care (e.g., phone, email, face-to-face):


Topic: Patient care
On-call activities
Hours of work and workload


Keywords: Clinical care
On-call services
On-call hours
Oncall
Oncall activities
Patient care
Work hours
Workload


Documents



CMA_Survey_Workforce2017_Q12_OnCallHrsPtCare-e.pdf

 Read PDF

 Download PDF



Q13. Agreement that national licensure will improve access

<https://surveys.cma.ca/en/permalink/survey85>

Survey Date: 2019

Full Question: Q13. To what extent do you agree that national licensure will improve access to care for Canadians?

Topic: Access to services
National licensure
Patient care

Keywords: License
Licensure
Better
Patients
Access

Response Choices: Strongly disagree
Somewhat disagree
Neither agree nor disagree
Somewhat agree
Strongly agree


Documents

CMA_Survey_Workforce2019_Q13_Agreement_National_Licensure-e.pdf

Read PDF

Download PDF

Q13. Work hours



<https://surveys.cma.ca/en/permalink/survey20>

Survey Date: 2017


Full Question: Q13. EXCLUDING ON-CALL ACTIVITIES, how many HOURS IN AN AVERAGE WEEK do you usually spend on the following activities? Assume each activity is mutually exclusive for reporting purposes.

Topic: Patient care
On-call activities
Practice management (e.g., overhead costs, paperwork)
Hours of work and workload

Keywords: Administrative duties
Committee work
Indirect patient care
On-call services
Patient care
Practice management
Continuing medication education (CME)
Research
Teaching
Work hours
Oncall
Oncall activities
Workload

Response Choices: Direct patient care without a teaching component, regardless of setting
Direct patient care with a teaching component, regardless of setting
Teaching/Education without direct patient care (contact with students/residents, preparation, marking, evaluations, etc.)
Indirect patient care (charting, reports, phone calls, meeting patients' family, etc.)
Health facility committees (academic planning committees)
Administration (i.e., management of university program, chief of staff, department head, Ministry of Health, etc.)
Research (including management of research and publications)
Managing your practice (staff, facility, equipment, etc.)
Continuing medical education/professional development (courses, reading, videos, tapes, seminars, etc.)

Documents



PDF GENERATED BY CMA

CMA_Survey_Workforc
e2017_Q13_WorkHrs-
e.pdf



Read PDF



Download PDF



Q14. Hours on administrative forms

<https://surveys.cma.ca/en/permalink/survey21>

Survey Date: 2017


Full Question: Q14. How many hours per week do you spend completing administrative forms on behalf of your patients (e.g. third party insurance forms)?


Topic: Patient care
Practice management (e.g., overhead costs, paperwork)
Hours of work and workload

Keywords: 3rd party insurance forms
Administrative duties
Indirect patient care
Paperwork
Practice management
Workload

Documents

CMA_Survey_Workforce2017_Q14_AdminForms-e.pdf

 Read PDF

 Download PDF



Q16. Overhead costs

<https://surveys.cma.ca/en/permalink/survey23>


Survey Date: 2017

Full Question: Q16. What percentage of your gross professional income goes towards running your practice (e.g. staff, leases/rent/mortgage, equipment leasing/rental, personal benefits, vehicle costs, professional fees, malpractice dues, etc.)?


Topic: Remuneration method
Practice management (e.g., overhead costs, paperwork)


Keywords: FFS
Overhead costs
Practice expenses
Practice management
Remuneration

Documents



CMA_Survey_Workforc
e2017_Q16_Overhead-
e.pdf

 Read PDF

 Download PDF



Q18. Number of patients seen

<https://surveys.cma.ca/en/permalink/survey25>

Survey Date: 2017

Full Question: Q18. Please estimate the number of patients you see in a TYPICAL WEEK, EXCLUDING patient visits while you are on-call (on-call is defined as time outside of regularly scheduled activity during which you are available to patients):

Topic: Patient care
Hours of work and workload
Access to services
On-call activities

Keywords: Access to services
Appointment availability
Overworked
Patient care
Patient load
Wait time
Work hours
Workload
Wait times
Waiting times


Documents



CMA_Survey_Workforce2017_Q18_NumPatients-e.pdf

 Read PDF

 Download PDF



Q18. Providing on-call

<https://surveys.cma.ca/en/permalink/survey104>

Survey Date: 2019

Full Question: Q18. Do you provide on-call services?


Topic: Hours of work and workload
On-call activities
Access to services
Patient care
Oncall


Keywords: On-call service
Workload
Oncall activities
Oncall

Response Choices: Yes
No

Documents

CMA_Survey_Workforce2019_Q18_OnCallHrs-e.pdf

 Read PDF

 Download PDF

Q19. Average on-call hours

<https://surveys.cma.ca/en/permalink/survey106>

Survey Date: 2019

Full Question: Q19. Estimate your average number of on-call work hours per month:

Topic: Access to services
Hours of work and workload
Patient care
On-call activities
Oncall

Keywords: Oncall
Time
Oncall activities
On-call hours
Workload

Documents

CMA_Survey_Workforce2019_Q19_AvgOnCallHrs-e.pdf

Read PDF

Download PDF

CMA Physician Workforce Survey, 2019: National Results by FPPSP or Other Specialty, Gender, Age, and Provincial/Territory

Specialty	Gender	Age	Provincial/Territory	...
FPPSP	Male	18-24	Alberta	...
			British Columbia	...
			Manitoba	...
	25-34	Alberta	...	
		British Columbia	...	
		Manitoba	...	
	35-44	Alberta	...	
		British Columbia	...	
		Manitoba	...	
	45-54	Alberta	...	
		British Columbia	...	
		Manitoba	...	
55-64	Alberta	...		
	British Columbia	...		
	Manitoba	...		
65+	Alberta	...		
	British Columbia	...		
	Manitoba	...		
Other Specialty	Male	18-24	Alberta	...
			British Columbia	...
			Manitoba	...
	25-34	Alberta	...	
		British Columbia	...	
		Manitoba	...	
	35-44	Alberta	...	
		British Columbia	...	
		Manitoba	...	
	45-54	Alberta	...	
		British Columbia	...	
		Manitoba	...	
55-64	Alberta	...		
	British Columbia	...		
	Manitoba	...		
65+	Alberta	...		
	British Columbia	...		
	Manitoba	...		

Q20. On-call hours in direct patient care

<https://surveys.cma.ca/en/permalink/survey109>

Survey Date: 2019

Full Question: Q20. Estimate how many of your on-call hours each month are actually spent in direct patient care (e.g., phone, email, face-to-face):

Topic: Access to services
Hours of work and workload
On-call activities
Patient care
Oncall


Keywords: Oncall
On-call hours
Time
Workload

Documents

CMA_Survey_Workforce2019_Q20_OnCallHrsPtCare-e.pdf

Read PDF

Download PDF



Q21b. Rating of collaboration

<https://surveys.cma.ca/en/permalink/survey30>

Survey Date: 2017

Full Question: Q21b. How would you rate your interprofessional collaborative practice(s) in terms of optimal care for patients?

Topic: Patient care
Collaborative practice

Keywords: Collaborative practice
Group practice
Interprofessional
Patient care
Team practice

Documents



CMA_Survey_Workforce2017_Q21b_CollaborativePracticeRating-e.pdf

 Read PDF

 Download PDF



Q21. Interprofessional collaboration

<https://surveys.cma.ca/en/permalink/survey28>

Survey Date: 2017


Full Question: Q21. Do you participate in an interprofessional collaborative practice excluding the hospital environment and excluding referrals that do not involve ongoing collaboration on the patient's care?


Topic: Patient care
Collaborative practice

Keywords: Clinical care
Collaborative practice
Group practice
Interprofessional
Patient care
Partner
Team practice

Documents

CMA_Survey_Workforce2017_Q21_CollabPractice.pdf

 Read PDF

 Download PDF