



Q06. Province(s)/territory(ies) of licensure

<https://surveys.cma.ca/en/permalink/survey73>

Survey Date: 2019

Full Question: Q06. In which Canadian jurisdiction(s) do you currently hold an active medical practice licence?

Topic: National licensure

Keywords: Province
Territory
License
Licensure
Practice
Work
Portability

Response Choices: British Columbia
Alberta
Saskatchewan
Manitoba
Ontario
Quebec
New Brunswick
Nova Scotia
Prince Edward Island
Newfoundland & Labrador
Northwest Territories
Yukon
Nunavut

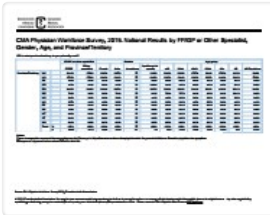
Documents



CMA_Survey_Workforc
e2019_Q6_Province-
e.pdf

Read PDF

Download PDF



CMA Physician Workforce Survey, 2019: National Results by FFS/FP or Other Specialist, Gender, Age, and Province/Territory

Province/Territory	Gender	Age	Specialty	Workforce
British Columbia	Male	25-34	FFS/FP	1000
British Columbia	Female	25-34	FFS/FP	1000
British Columbia	Male	35-44	FFS/FP	1000
British Columbia	Female	35-44	FFS/FP	1000
British Columbia	Male	45-54	FFS/FP	1000
British Columbia	Female	45-54	FFS/FP	1000
British Columbia	Male	55-64	FFS/FP	1000
British Columbia	Female	55-64	FFS/FP	1000
British Columbia	Male	65+	FFS/FP	1000
British Columbia	Female	65+	FFS/FP	1000
Alberta	Male	25-34	FFS/FP	1000
Alberta	Female	25-34	FFS/FP	1000
Alberta	Male	35-44	FFS/FP	1000
Alberta	Female	35-44	FFS/FP	1000
Alberta	Male	45-54	FFS/FP	1000
Alberta	Female	45-54	FFS/FP	1000
Alberta	Male	55-64	FFS/FP	1000
Alberta	Female	55-64	FFS/FP	1000
Alberta	Male	65+	FFS/FP	1000
Alberta	Female	65+	FFS/FP	1000
Saskatchewan	Male	25-34	FFS/FP	1000
Saskatchewan	Female	25-34	FFS/FP	1000
Saskatchewan	Male	35-44	FFS/FP	1000
Saskatchewan	Female	35-44	FFS/FP	1000
Saskatchewan	Male	45-54	FFS/FP	1000
Saskatchewan	Female	45-54	FFS/FP	1000
Saskatchewan	Male	55-64	FFS/FP	1000
Saskatchewan	Female	55-64	FFS/FP	1000
Saskatchewan	Male	65+	FFS/FP	1000
Saskatchewan	Female	65+	FFS/FP	1000
Manitoba	Male	25-34	FFS/FP	1000
Manitoba	Female	25-34	FFS/FP	1000
Manitoba	Male	35-44	FFS/FP	1000
Manitoba	Female	35-44	FFS/FP	1000
Manitoba	Male	45-54	FFS/FP	1000
Manitoba	Female	45-54	FFS/FP	1000
Manitoba	Male	55-64	FFS/FP	1000
Manitoba	Female	55-64	FFS/FP	1000
Manitoba	Male	65+	FFS/FP	1000
Manitoba	Female	65+	FFS/FP	1000
Ontario	Male	25-34	FFS/FP	1000
Ontario	Female	25-34	FFS/FP	1000
Ontario	Male	35-44	FFS/FP	1000
Ontario	Female	35-44	FFS/FP	1000
Ontario	Male	45-54	FFS/FP	1000
Ontario	Female	45-54	FFS/FP	1000
Ontario	Male	55-64	FFS/FP	1000
Ontario	Female	55-64	FFS/FP	1000
Ontario	Male	65+	FFS/FP	1000
Ontario	Female	65+	FFS/FP	1000
Quebec	Male	25-34	FFS/FP	1000
Quebec	Female	25-34	FFS/FP	1000
Quebec	Male	35-44	FFS/FP	1000
Quebec	Female	35-44	FFS/FP	1000
Quebec	Male	45-54	FFS/FP	1000
Quebec	Female	45-54	FFS/FP	1000
Quebec	Male	55-64	FFS/FP	1000
Quebec	Female	55-64	FFS/FP	1000
Quebec	Male	65+	FFS/FP	1000
Quebec	Female	65+	FFS/FP	1000
New Brunswick	Male	25-34	FFS/FP	1000
New Brunswick	Female	25-34	FFS/FP	1000
New Brunswick	Male	35-44	FFS/FP	1000
New Brunswick	Female	35-44	FFS/FP	1000
New Brunswick	Male	45-54	FFS/FP	1000
New Brunswick	Female	45-54	FFS/FP	1000
New Brunswick	Male	55-64	FFS/FP	1000
New Brunswick	Female	55-64	FFS/FP	1000
New Brunswick	Male	65+	FFS/FP	1000
New Brunswick	Female	65+	FFS/FP	1000
Nova Scotia	Male	25-34	FFS/FP	1000
Nova Scotia	Female	25-34	FFS/FP	1000
Nova Scotia	Male	35-44	FFS/FP	1000
Nova Scotia	Female	35-44	FFS/FP	1000
Nova Scotia	Male	45-54	FFS/FP	1000
Nova Scotia	Female	45-54	FFS/FP	1000
Nova Scotia	Male	55-64	FFS/FP	1000
Nova Scotia	Female	55-64	FFS/FP	1000
Nova Scotia	Male	65+	FFS/FP	1000
Nova Scotia	Female	65+	FFS/FP	1000
Prince Edward Island	Male	25-34	FFS/FP	1000
Prince Edward Island	Female	25-34	FFS/FP	1000
Prince Edward Island	Male	35-44	FFS/FP	1000
Prince Edward Island	Female	35-44	FFS/FP	1000
Prince Edward Island	Male	45-54	FFS/FP	1000
Prince Edward Island	Female	45-54	FFS/FP	1000
Prince Edward Island	Male	55-64	FFS/FP	1000
Prince Edward Island	Female	55-64	FFS/FP	1000
Prince Edward Island	Male	65+	FFS/FP	1000
Prince Edward Island	Female	65+	FFS/FP	1000
Newfoundland & Labrador	Male	25-34	FFS/FP	1000
Newfoundland & Labrador	Female	25-34	FFS/FP	1000
Newfoundland & Labrador	Male	35-44	FFS/FP	1000
Newfoundland & Labrador	Female	35-44	FFS/FP	1000
Newfoundland & Labrador	Male	45-54	FFS/FP	1000
Newfoundland & Labrador	Female	45-54	FFS/FP	1000
Newfoundland & Labrador	Male	55-64	FFS/FP	1000
Newfoundland & Labrador	Female	55-64	FFS/FP	1000
Newfoundland & Labrador	Male	65+	FFS/FP	1000
Newfoundland & Labrador	Female	65+	FFS/FP	1000
Northwest Territories	Male	25-34	FFS/FP	1000
Northwest Territories	Female	25-34	FFS/FP	1000
Northwest Territories	Male	35-44	FFS/FP	1000
Northwest Territories	Female	35-44	FFS/FP	1000
Northwest Territories	Male	45-54	FFS/FP	1000
Northwest Territories	Female	45-54	FFS/FP	1000
Northwest Territories	Male	55-64	FFS/FP	1000
Northwest Territories	Female	55-64	FFS/FP	1000
Northwest Territories	Male	65+	FFS/FP	1000
Northwest Territories	Female	65+	FFS/FP	1000
Yukon	Male	25-34	FFS/FP	1000
Yukon	Female	25-34	FFS/FP	1000
Yukon	Male	35-44	FFS/FP	1000
Yukon	Female	35-44	FFS/FP	1000
Yukon	Male	45-54	FFS/FP	1000
Yukon	Female	45-54	FFS/FP	1000
Yukon	Male	55-64	FFS/FP	1000
Yukon	Female	55-64	FFS/FP	1000
Yukon	Male	65+	FFS/FP	1000
Yukon	Female	65+	FFS/FP	1000
Nunavut	Male	25-34	FFS/FP	1000
Nunavut	Female	25-34	FFS/FP	1000
Nunavut	Male	35-44	FFS/FP	1000
Nunavut	Female	35-44	FFS/FP	1000
Nunavut	Male	45-54	FFS/FP	1000
Nunavut	Female	45-54	FFS/FP	1000
Nunavut	Male	55-64	FFS/FP	1000
Nunavut	Female	55-64	FFS/FP	1000
Nunavut	Male	65+	FFS/FP	1000
Nunavut	Female	65+	FFS/FP	1000

Q07. Main province/territory of practice

<https://surveys.cma.ca/en/permalink/survey75>

Survey Date: 2019

Full Question: Q07. In what province/territory do you primarily work?

Topic: National licensure

Keywords: Province
Territory
Practice
Work

Response Choices: British Columbia
Alberta
Saskatchewan
Manitoba
Ontario
Quebec
New Brunswick
Nova Scotia
Prince Edward Island
Newfoundland & Labrador
Northwest Territories
Yukon
Nunavut

Documents



e2019_Q7_Practice_Pr
ovince-e.pdf

 Read PDF

 Download PDF



Q08. Provision of patient/clinical care

<https://surveys.cma.ca/en/permalink/survey15>

Survey Date: 2017

Full Question: Q08. Do you provide patient/clinical care (either direct or indirect)?

Topic: Patient care

Access to services

Keywords: Access to services


Clinical care

Indirect patient care

Patient care

Practice setting


Documents



CMA_Survey_Workforc
e2017_Q8_PatientCare
-e.pdf

 Read PDF

 Download PDF



Q09. Applying for licensure in another jurisdiction

<https://surveys.cma.ca/en/permalink/survey77>

Survey Date: 2019

Full Question: Q09. Have you ever applied for a licence to practise medicine with a Canadian medical regulatory authority in a province or territory other than where you were first licensed to practise in Canada?


Topic: Access to services
National licensure


Keywords: License
Licensure

Response Choices: Yes
No

Documents

CMA_Survey_Workforce2019_Q9_Licensure.pdf

 Read PDF

 Download PDF



Q09. Organization of practice (solo, group, etc.)

<https://surveys.cma.ca/en/permalink/survey16>

Survey Date: 2017


Full Question: Q09. How is your MAIN patient care setting organized? Check ONLY ONE. (Note that a solo or group practice could also include another health professional who does not have her/his own caseload).

Topic: Work setting
Patient care
Hospital setting
Collaborative practice


Keywords: Collaborative practice
Group practice
Hospital setting
Interprofessional
Partner
Patient care setting
Practice setting
Solo practice
Team practice
Work setting


Response Choices: Solo practice
Group practice – community based
Interprofessional practice – community based (physician(s) & other health professional(s) who have their own caseloads)
Hospital-based practice

Documents



CMA_Survey_Workforce2017_Q9_OrgSetting-e.pdf

 Read PDF

 Download PDF

Q10. Obstacles to applying for licensure

<https://surveys.cma.ca/en/permalink/survey79>

Survey Date: 2019

Full Question: Q10. What factors did you consider significant obstacles with respect to applying for licensure in another province or territory?

Topic: Access to services
National licensure

Keywords: License
Licensure
Barriers
Practice obstacles

Response Choices: Obtaining credential verification for or from the provincial/territorial regulatory authority
Obtaining letter(s) of good standing from the provincial/territorial regulatory authority
Obtaining reference or character letters
Obtaining police record check
Cost of getting licensed in the other province or territory
Length of the process to obtain a licence in the other province or territory
The overall complexity of the process to obtain a licence
Other, please specify:
There were no significant obstacles

Documents

CMA_Survey_Workforce2019_Q10_Licensure_Obstacles-e.pdf

Read PDF

Download PDF

This is a thumbnail of a survey results table. The title is "CMA Physician Workforce Survey, 2019: Subtotal Results by FFS/P or Other Specialist, Gender, Age, and Province/Territory". The table contains multiple columns of data, including percentages and counts, organized by demographic and professional categories.

Q11. Support for national licensure

<https://surveys.cma.ca/en/permalink/survey82>

Survey Date: 2019

Full Question: Q11. How supportive would you be of the implementation of national licensure that would enable practice in all Canadian provinces/territories?

Topic: Access to services
National licensure

Keywords: License
Licensure

Response Choices: Not at all supportive
Not very supportive
No opinion
Somewhat supportive
Very supportive

Documents

This is a thumbnail of a survey results table, identical to the one in the top left. It shows the title "CMA Physician Workforce Survey, 2019: Subtotal Results by FFS/P or Other Specialist, Gender, Age, and Province/Territory" and a grid of data.

CMA_Survey_Workforce2019_Q11_National_Licensure-e.pdf

Read PDF

Download PDF

This is a thumbnail of a survey results table. The title is "CMA Physician Workforce Survey, 2019: Subtotal Results by FFS/P or Other Specialist, Gender, Age, and Province/Territory". The table contains multiple columns of data, including percentages and counts, organized by demographic and professional categories.

Q12. Impact of national licensure on physician practices

<https://surveys.cma.ca/en/permalink/survey83>

Survey Date: 2019


Full Question: Q12. If a national licensure system were implemented today, how likely would you be to:
Highly unlikely
Somewhat unlikely
Unsure
Somewhat likely
Highly likely

Topic: Access to services
National licensure
Patient care


Keywords: License
Licensure
Changes
Portability
Locum
Virtual care
Rural practice
Access


Response Choices: Seek out locum opportunities in other provinces/ territories
Practise in multiple provinces/territories on an ongoing basis
Provide virtual care (e.g., telemedicine) to patients in other provinces/territories
Practise temporarily in rural/remote areas in other provinces/territories
Participate in further training in another province or territory


Documents



CMA_Survey_Workforce2019_Q12_Impact_National_Licensure-e.pdf

 Read PDF

 Download PDF



Q13. Agreement that national licensure will improve access

<https://surveys.cma.ca/en/permalink/survey85>

Survey Date: 2019

Full Question: Q13. To what extent do you agree that national licensure will improve access to care for Canadians?

Topic: Access to services
National licensure
Patient care

Keywords: License
Licensure
Better
Patients
Access

Response Choices: Strongly disagree
Somewhat disagree
Neither agree nor disagree
Somewhat agree
Strongly agree

Documents

CMA_Survey_Workforce2019_Q13_Agreement_National_Licensure-e.pdf

Read PDF

Download PDF

The document preview area contains a thumbnail of the PDF cover, the filename 'CMA_Survey_Workforce2019_Q13_Agreement_National_Licensure-e.pdf', and two buttons: 'Read PDF' and 'Download PDF'.

Q14 Provision of Patient Services, 2019, National Results by FPEP or Other Specialist, Gender, Age, and Practice Territory

Response	Male	Female	All	Urban	Suburban	Rural	Other
Yes	95.0	95.0	95.0	95.0	95.0	95.0	95.0
No	5.0	5.0	5.0	5.0	5.0	5.0	5.0

Q14. Provision of patient/clinical care

<https://surveys.cma.ca/en/permalink/survey99>

Survey Date: 2019

Full Question: Q14. Do you provide patient/clinical care (either direct or indirect)?

Topic: Access to services
Patient care

Keywords: Patients
Clinical care
Direct clinical care
Indirect clinical care

Response Choices: Yes
No

Documents

Q14 Provision of Patient Services, 2019, National Results by FPEP or Other Specialist, Gender, Age, and Practice Territory

CMA_Survey_Workfor
e2019_Q14_Provision-
e.pdf

Read PDF

Download PDF

Q16 Electronic Tools Used by Physicians, 2019, National Results by FPEP or Other Specialist, Gender, Age, and Practice Territory

Response	Male	Female	All	Urban	Suburban	Rural	Other
Yes	95.0	95.0	95.0	95.0	95.0	95.0	95.0
No	5.0	5.0	5.0	5.0	5.0	5.0	5.0

Q16. Electronic tools used by physicians

<https://surveys.cma.ca/en/permalink/survey103>


Survey Date: 2019

Full Question: Q16. Please indicate which of the following electronic tools you use in the care of your patients


Topic: Patient care
Electronic records and tools


- Keywords: Electronic medical records
 EMR
 Electronic health record
 EHR
 Patient notes
- Response Choices: Reminders for patient care
 Ordering lab tests
 Ordering diagnostic tests
 Receipt of hospital visit and discharge information
 Clinical decision support tool
 Access to list of medications taken by a patient
 Warnings for drug interactions
 Interface to pharmacy/pharmacist
 Access to lab test/diagnostic results
 Referral to other physicians
 Secure transfer of patient information
 Access to provincial/territorial patient information systems
 Interface to non-doctor health professionals
 An Artificial Intelligence (AI)
 None of the above

Documents




CMA_Survey_Workforce2019_Q16_Electronic_Tools-e.pdf

 Read PDF

 Download PDF

Q17. Accepting new patients



<https://surveys.cma.ca/en/permalink/survey24>

Survey Date: 2017


Full Question: Q17. To what extent is your practice accepting new patients into your MAIN patient care setting? Please check only ONE.

Topic: Patient care
Hours of work and workload
Access to services


Keywords: Access to services
Appointment availability
Overworked
Patient care
Patient load
Wait time
Work hours
Workload
Wait times
Waiting times


Response Choices: No restrictions; practice is open to all new patients
Partially closed
Completely closed
Does not apply to my practice setting

Documents



CMA_Survey_Workforc
e2017_Q17_PracticeSta
tus-e.pdf

 Read PDF

 Download PDF

Q17. Electronic tools used by patients

<https://surveys.cma.ca/en/permalink/survey88>

Survey Date: 2019

Full Question: Q17. Which of the following can patients in your practice do?

Topic: Patient care

Electronic records and tools

Keywords: Electronic medical records

EMR

Electronic health record

EHR

Patient notes

Virtual care

Visit

Consult

e-scheduling

Online records

Online prescriptions

email

Response Choices: Request appointments online (i.e. advance access e-scheduling)

Request prescription renewals online

View information from their health record online (e.g. lab test results or immunization history)

Electronically add measurements (e.g. blood pressure readings) to their electronic record

Electronically add text and/or other documentation to their electronic record

Visit with you virtually (i.e. online by video)

Consult with you via email or text message

None of the above

N/A (e.g. hospital practice only)

Documents

CMA_Survey_Workforc

e2019_Q17_Electronic
Tools-e.pdf



Read PDF



Download PDF



Q18. Number of patients seen

<https://surveys.cma.ca/en/permalink/survey25>

Survey Date: 2017

Full Question: Q18. Please estimate the number of patients you see in a TYPICAL WEEK, EXCLUDING patient visits while you are on-call (on-call is defined as time outside of regularly scheduled activity during which you are available to patients):

Topic: Patient care
Hours of work and workload
Access to services
On-call activities

Keywords: Access to services
Appointment availability
Overworked
Patient care
Patient load
Wait time
Work hours
Workload
Wait times
Waiting times


Documents



CMA_Survey_Workforce2017_Q18_NumPatients-e.pdf

 Read PDF

 Download PDF



Q18. Providing on-call

<https://surveys.cma.ca/en/permalink/survey104>

Survey Date: 2019

Full Question: Q18. Do you provide on-call services?


Topic: Hours of work and workload
On-call activities
Access to services
Patient care
Oncall


Keywords: On-call service
Workload
Oncall activities
Oncall


Response Choices: Yes
No

Documents

CMA_Survey_Workforce2019_Q18_OnCallHrs-e.pdf

 Read PDF

 Download PDF



Q19a. Patient access for URGENT cases

<https://surveys.cma.ca/en/permalink/survey26>

Survey Date: 2017


Full Question: Q19a. Typically, if a patient visits your office or is referred to you, how long would that patient wait until the first available appointment WITH YOU OR YOUR PRACTICE?

Topic: Patient care
Hours of work and workload
Access to services


Keywords: Access to services
Appointment availability
Overworked
Patient care
Patient load
Referral
Wait time
Work hours
Workload
Wait times
Waiting times


Response Choices: same day
number of days

Documents



CMA_Survey_Workforc
e2017_Q19a_WaitTime
UrgCare-e.pdf

 Read PDF

 Download PDF

Q19. Average on-call hours

<https://surveys.cma.ca/en/permalink/survey106>

Survey Date: 2019

Full Question: Q19. Estimate your average number of on-call work hours per month:

Topic: Access to services
Hours of work and workload
Patient care
On-call activities
Oncall

Keywords: Oncall
Time
Oncall activities
On-call hours
Workload

Documents

CMA_Survey_Workforce2019_Q19_AvgOnCallHrs-e.pdf

Read PDF

Download PDF

Q19b. Patient access for NON-URGENT cases

<https://surveys.cma.ca/en/permalink/survey71>

Survey Date: 2017


Full Question: Q19b. Typically, if a patient visits your office or is referred to you, how long would that patient wait until the first available appointment WITH YOU OR YOUR PRACTICE?

Topic: Patient care
Hours of work and workload
Access to services


Keywords: Access to services
Appointment availability
Overworked
Patient care
Patient load
Referral
Wait time
Work hours
Workload
Wait times
Waiting times


Response Choices: same week
number of weeks

Documents




CMA_Survey_Workforc
e2017_Q19b_WaitTime
NonUrgCare-e.pdf

 Read PDF

 Download PDF

Q20. Access to resources

<https://surveys.cma.ca/en/permalink/survey27>



Survey Date: 2017


Full Question: Q20. Rate your access to the following for your patients:

Topic: Satisfaction
Patient care
Hospital setting
Access to services


Keywords: Access to services
Appointment availability
Clinical care
Hospital
Patient care
Referral
Satisfaction (professional)


Response Choices: Operating room
Endoscopy suites
Procedural rooms
Long-term care beds (e.g., nursing home, chronic care, etc.)
Hospital in-patient care on an urgent basis
Hospital care for elective procedures
Routine diagnostic services (e.g., lab, x-rays, etc.)
Advanced diagnostic services (e.g., MRI, CT, etc.)
Home care
Palliative care

Documents



CMA_Survey_Workfor
e2017_Q20_Access-
e.pdf

 Read PDF

 Download PDF

Q20. On-call hours in direct patient care

<https://surveys.cma.ca/en/permalink/survey109>

Survey Date: 2019

Full Question: Q20. Estimate how many of your on-call hours each month are actually spent in direct patient care (e.g., phone, email, face-to-face):

Topic: Access to services
Hours of work and workload
On-call activities
Patient care
Oncall

Keywords: Oncall
On-call hours
Time
Workload

Documents

CMA_Survey_Workforce2019_Q20_OnCallHrsPtCare-e.pdf

Read PDF

Download PDF