



Q02. Satisfaction (professional life, balance)

<https://surveys.cma.ca/en/permalink/survey89>

Survey Date: 2019

Full Question: Q02. Rate your satisfaction with each of the following:
 Very dissatisfied
 Dissatisfied
 Neutral
 Satisfied
 Very satisfied

Topic: Satisfaction
 Hours of work and workload

Keywords: Work-life balance
 doctor satisfaction
 Physician satisfaction

Response Choices: Your professional life
 The balance between your personal and professional commitments

Documents




CMA_Survey_Workforc
 e2019_Q2_Satisfaction
 -e.pdf

 Read PDF

 Download PDF

Q06. Province(s)/territory(ies) of licensure



<https://surveys.cma.ca/en/permalink/survey73>

Survey Date: 2019

Full Question: Q06. In which Canadian jurisdiction(s) do you currently hold an active medical practice licence?


Topic: National licensure


Keywords: Province
Territory
License
Licensure
Practice
Work
Portability


Response Choices: British Columbia
Alberta
Saskatchewan
Manitoba
Ontario
Quebec
New Brunswick
Nova Scotia
Prince Edward Island
Newfoundland & Labrador
Northwest Territories
Yukon
Nunavut

Documents

CMA_Survey_Workforc
e2019_Q6_Province-
e.pdf

 Read PDF

 Download PDF



Q07. Main province/territory of practice

<https://surveys.cma.ca/en/permalink/survey75>

Survey Date: 2019


Full Question: Q07. In what province/territory do you primarily work?

Topic: National licensure


Keywords: Province
Territory
Practice
Work


Response Choices: British Columbia
Alberta
Saskatchewan
Manitoba
Ontario
Quebec
New Brunswick
Nova Scotia
Prince Edward Island
Newfoundland & Labrador
Northwest Territories
Yukon
Nunavut

Documents



CMA_Survey_Workforce2019_Q7_Practice_Province-e.pdf

 Read PDF

 Download PDF

Q09 Physician Workforce Survey, 2019: National Results by FPPSP or Other Specialist, Gender, Age, and Province/Territory

Province/Territory	Male	Female	Total
Alberta	100	100	200
British Columbia	100	100	200
Manitoba	100	100	200
Ontario	100	100	200
Quebec	100	100	200
Saskatchewan	100	100	200
Atlantic	100	100	200
National	100	100	200

Q09. Applying for licensure in another jurisdiction

<https://surveys.cma.ca/en/permalink/survey77>

Survey Date: 2019

Full Question: Q09. Have you ever applied for a licence to practise medicine with a Canadian medical regulatory authority in a province or territory other than where you were first licensed to practise in Canada?

Topic: Access to services
National licensure

Keywords: License
Licensure

Response Choices: Yes
No

Documents

Q09 Physician Workforce Survey, 2019: National Results by FPPSP or Other Specialist, Gender, Age, and Province/Territory

CMA_Survey_Workforce2019_Q9_Licensure.pdf

Read PDF

Download PDF

Q10 Physician Workforce Survey, 2019: National Results by FPPSP or Other Specialist, Gender, Age, and Province/Territory

Province/Territory	Male	Female	Total
Alberta	100	100	200
British Columbia	100	100	200
Manitoba	100	100	200
Ontario	100	100	200
Quebec	100	100	200
Saskatchewan	100	100	200
Atlantic	100	100	200
National	100	100	200

Q10. Obstacles to applying for licensure

<https://surveys.cma.ca/en/permalink/survey79>

Survey Date: 2019


Full Question: Q10. What factors did you consider significant obstacles with respect to applying for licensure in another province or territory?

Topic: Access to services
National licensure


Keywords: License
Licensure
Barriers
Practice obstacles


Response Choices: Obtaining credential verification for or from the provincial/territorial regulatory authority
Obtaining letter(s) of good standing from the provincial/territorial regulatory authority
Obtaining reference or character letters
Obtaining police record check
Cost of getting licensed in the other province or territory
Length of the process to obtain a licence in the other province or territory
The overall complexity of the process to obtain a licence
Other, please specify:
There were no significant obstacles

Documents



CMA_Survey_Workforc
e2019_Q10_Licensure_
Obstacles-e.pdf

 Read PDF

 Download PDF

This is a thumbnail of a survey results table. The title is "CMA Physician Workforce Survey, 2019: Subtotal Results by FPPSP or Other Specialty, Gender, Age, and Province/Territory". The table contains multiple columns of data, including counts and percentages for various categories.

Q11. Support for national licensure

<https://surveys.cma.ca/en/permalink/survey82>

Survey Date: 2019

Full Question: Q11. How supportive would you be of the implementation of national licensure that would enable practice in all Canadian provinces/territories?

Topic: Access to services
National licensure

Keywords: License
Licensure

Response Choices: Not at all supportive
Not very supportive
No opinion
Somewhat supportive
Very supportive

Documents

This is a thumbnail of a survey results table, identical to the one above. Below the thumbnail, the filename "CMA_Survey_Workforce2019_Q11_National_Licensure-e.pdf" is displayed. Underneath the filename are two buttons: "Read PDF" with a document icon and "Download PDF" with a download icon.

This is a thumbnail of a survey results table. The title is "CMA Physician Workforce Survey, 2019: Subtotal Results by FPPSP or Other Specialty, Gender, Age, and Province/Territory". The table contains multiple columns of data, including counts and percentages for various categories.

Q12. Impact of national licensure on physician practices

<https://surveys.cma.ca/en/permalink/survey83>

Survey Date: 2019


Full Question: Q12. If a national licensure system were implemented today, how likely would you be to:
Highly unlikely
Somewhat unlikely
Unsure
Somewhat likely
Highly likely

Topic: Access to services
National licensure
Patient care


Keywords: License
Licensure
Changes
Portability
Locum
Virtual care
Rural practice
Access


Response Choices: Seek out locum opportunities in other provinces/ territories
Practise in multiple provinces/territories on an ongoing basis
Provide virtual care (e.g., telemedicine) to patients in other provinces/territories
Practise temporarily in rural/remote areas in other provinces/territories
Participate in further training in another province or territory

Documents



CMA_Survey_Workforc
e2019_Q12_Impact_Na
tional_Licensure-e.pdf

 Read PDF

 Download PDF

CMA Physician Workforce Survey, 2019: National Results by FFSP or Other Specialty, Gender, Age, and Practice Setting

Specialty	Gender	Age	Practice Setting	Response Rate	Agree	Disagree	
FFSP	Male	18-29	Acute Care	85%	75%	25%	
					Outpatient	70%	30%
						65%	35%
	30-39	Acute Care	85%	70%	30%		
				Outpatient	65%	35%	
					60%	40%	
	40-49	Acute Care	85%	65%	35%		
				Outpatient	60%	40%	
					55%	45%	
	50-59	Acute Care	85%	60%	40%		
				Outpatient	55%	45%	
					50%	50%	
60-69	Acute Care	85%	55%	45%			
			Outpatient	50%	50%		
				45%	55%		
70+	Acute Care	85%	50%	50%			
			Outpatient	45%	55%		
				40%	60%		
Other	Male	18-29	Acute Care	85%	65%	35%	
					Outpatient	60%	40%
						55%	45%
	30-39	Acute Care	85%	60%	40%		
				Outpatient	55%	45%	
					50%	50%	
40-49	Acute Care	85%	55%	45%			
			Outpatient	50%	50%		
				45%	55%		

Q13. Agreement that national licensure will improve access

<https://surveys.cma.ca/en/permalink/survey85>

Survey Date: 2019

Full Question: Q13. To what extent do you agree that national licensure will improve access to care for Canadians?

Topic: Access to services
National licensure
Patient care

Keywords: License
Licensure
Better
Patients
Access

Response Choices: Strongly disagree
Somewhat disagree
Neither agree nor disagree
Somewhat agree
Strongly agree

Documents

CMA_Survey_Workforce2019_Q13_Agreement_National_Licensure-e.pdf

Read PDF

Download PDF



Q18. Providing on-call

<https://surveys.cma.ca/en/permalink/survey104>

Survey Date: 2019

Full Question: Q18. Do you provide on-call services?

Topic: Hours of work and workload
On-call activities
Access to services
Patient care
Oncall

Keywords: On-call service
Workload
Oncall activities
Oncall

Response Choices: Yes
No

Documents

CMA_Survey_Workforce2019_Q18_OnCallHrs-e.pdf

 Read PDF

 Download PDF

CMA Physician Workforce Survey, 2019: National Results by FPPSP or Other Specialty, Gender, Age, and Practice/Territory

Specialty	Gender	Age	Practice/Territory	...
FPPSP	Male	18-24	Solo	...
				...
				...
	Male	25-34	Solo	...
				...
				...
	Male	35-44	Solo	...
				...
				...
	Male	45-54	Solo	...
				...
				...
Male	55-64	Solo	...	
			...	
			...	
Male	65+	Solo	...	
			...	
			...	
Female	18-24	Solo	...	
			...	
			...	
Female	25-34	Solo	...	
			...	
			...	
Female	35-44	Solo	...	
			...	
			...	
Female	45-54	Solo	...	
			...	
			...	
Female	55-64	Solo	...	
			...	
			...	
Female	65+	Solo	...	
			...	
			...	
Other	Male	18-24	Solo	...
				...
				...
	Male	25-34	Solo	...
				...
				...
	Male	35-44	Solo	...
				...
				...
	Male	45-54	Solo	...
				...
				...
Male	55-64	Solo	...	
			...	
			...	
Male	65+	Solo	...	
			...	
			...	
Female	18-24	Solo	...	
			...	
			...	
Female	25-34	Solo	...	
			...	
			...	
Female	35-44	Solo	...	
			...	
			...	
Female	45-54	Solo	...	
			...	
			...	
Female	55-64	Solo	...	
			...	
			...	
Female	65+	Solo	...	
			...	
			...	

Q19. Average on-call hours

<https://surveys.cma.ca/en/permalink/survey106>

Survey Date: 2019

Full Question: Q19. Estimate your average number of on-call work hours per month:

Topic: Access to services
Hours of work and workload
Patient care
On-call activities
Oncall

Keywords: Oncall
Time
Oncall activities
On-call hours
Workload

Documents

CMA_Survey_Workforce2019_Q19_AvgOnCallHrs-e.pdf

Read PDF

Download PDF

Q20. On-call hours in direct patient care

<https://surveys.cma.ca/en/permalink/survey109>

Survey Date: 2019

Full Question: Q20. Estimate how many of your on-call hours each month are actually spent in direct patient care (e.g., phone, email, face-to-face):

Topic: Access to services
Hours of work and workload
On-call activities
Patient care
Oncall

Keywords: Oncall
On-call hours
Time
Workload

Documents

CMA_Survey_Workforc
e2019_Q20_OnCallHrs
PtCare-e.pdf

Read PDF

Download PDF

Q21 & Q22. Work hours

<https://surveys.cma.ca/en/permalink/survey112>

Survey Date: 2019

Full Question: Q21 & Q22. EXCLUDING ON-CALL ACTIVITIES, how many HOURS IN AN AVERAGE WEEK do you usually spend on the following activities? Assume each activity is mutually exclusive for reporting purposes (i.e., if an activity spans two categories, please report hours in only one category).

Topic: Hours of work and workload
 Access to services
 Patient care
 Practice management (e.g., overhead costs, paperwork)
 On-call activities
 Oncall

Keywords: Workload
 Time
 Oncall

Response Choices: Direct patient care without a teaching component, regardless of setting
 Direct patient care with a teaching component, regardless of setting
 Teaching/Education without direct patient care (contact with students/residents, preparation, marking, evaluations, etc.)
 Indirect patient care (charting, reports, phone calls, meeting patients' family, etc.)
 Health facility committees (academic planning committees)
 Administration (i.e., management of university program, chief of staff, department head, Ministry of Health, etc.)
 Research (including management of research and publications)
 Managing your practice (staff, facility, equipment, etc.)
 Continuing medical education/professional development (courses, reading, videos, tapes, seminars, etc.)
 Other
 TOTAL HOURS WORKED PER WEEK

Documents



CMA_Survey_Workforce2019_Q21_Q22Work_hours-e.pdf

 Read PDF



Download PDF