



Q07. Work setting

<https://surveys.cma.ca/en/permalink/survey14>

Survey Date: 2017

Full Question: Q07. Which of the following is your primary work setting?

Topic: Work setting
Hospital setting

Keywords: Hospital setting
Practice setting
Work location
Work setting

Response Choices: Private office/clinic (excluding free standing walk-in clinics)
Community clinic/Community health centre
Free-standing walk-in clinic
Academic health sciences centre (AHSC)
Non-AHSC teaching hospital
Community hospital
Other hospital
Emergency department (in community hospital or AHSC)
Nursing home/ Long term care facility / Seniors' residence
University
Research Unit
Free-standing lab/diagnostic clinic
Administrative office / Corporate Office

Documents



CMA_Survey_Workforc
e2017_Q7_WorkSetting
-e.pdf

 Read PDF

 Download PDF

Q09. Organization of practice (solo, group, etc.)

<https://surveys.cma.ca/en/permalink/survey16>

Survey Date: 2017

Full Question: Q09. How is your MAIN patient care setting organized? Check ONLY ONE. (Note that a solo or group practice could also include another health professional who does not have her/his own caseload).

Topic: Work setting

Patient care

Hospital setting

Collaborative practice

Keywords: Collaborative practice

Group practice

Hospital setting

Interprofessional

Partner

Patient care setting

Practice setting

Solo practice

Team practice

Work setting

Response Choices: Solo practice

Group practice – community based

Interprofessional practice – community based (physician(s) & other health professional(s) who have their own caseloads)

Hospital-based practice

Documents




CMA_Survey_Workforc
e2017_Q9_OrgSetting-

e.pdf

 Read PDF

 Download PDF



Q13. Work hours

<https://surveys.cma.ca/en/permalink/survey20>

Survey Date: 2017


Full Question: Q13. EXCLUDING ON-CALL ACTIVITIES, how many HOURS IN AN AVERAGE WEEK do you usually spend on the following activities? Assume each activity is mutually exclusive for reporting purposes.

Topic: Patient care
On-call activities
Practice management (e.g., overhead costs, paperwork)
Hours of work and workload


Keywords: Administrative duties
Committee work
Indirect patient care
On-call services
Patient care
Practice management
Continuing medication education (CME)
Research
Teaching
Work hours
Oncall
Oncall activities
Workload


- Response Choices:
- Direct patient care without a teaching component, regardless of setting
 - Direct patient care with a teaching component, regardless of setting
 - Teaching/Education without direct patient care (contact with students/residents, preparation, marking, evaluations, etc.)
 - Indirect patient care (charting, reports, phone calls, meeting patients' family, etc.)
 - Health facility committees (academic planning committees)
 - Administration (i.e., management of university program, chief of staff, department head, Ministry of Health, etc.)
 - Research (including management of research and publications)
 - Managing your practice (staff, facility, equipment, etc.)
 - Continuing medical education/professional development (courses, reading, videos, tapes, seminars, etc.)


Documents



CMA_Survey_Workforce2017_Q13_WorkHrs-e.pdf

 Read PDF

 Download PDF



Q14. Hours on administrative forms

<https://surveys.cma.ca/en/permalink/survey21>

Survey Date: 2017

Full Question: Q14. How many hours per week do you spend completing administrative forms on behalf of your patients (e.g. third party insurance forms)?

Topic: Patient care
Practice management (e.g., overhead costs, paperwork)
Hours of work and workload


Keywords: 3rd party insurance forms
Administrative duties
Indirect patient care
Paperwork
Practice management
Workload

Documents

CMA_Survey_Workforce2017_Q14_AdminForms-e.pdf

Read PDF

Download PDF



Q15. Work Setting

<https://surveys.cma.ca/en/permalink/survey100>

Survey Date: 2019


Full Question: Q15. Which of the following is your primary work setting?

Topic: Hospital setting
Work setting


Keywords: Where do physicians work?
Location
Work setting
Physician setting


Response Choices: Private office/clinic (excluding free standing walk-in clinics)
Community clinic/Community health centre
Free-standing walk-in clinic
Academic health sciences centre (AHSC)
Non-AHSC teaching hospital
Community hospital
Other hospital
Emergency department (in community hospital or AHSC)
Nursing home/ Long term care facility / Seniors' residence
University
Research Unit
Free-standing lab/diagnostic clinic
Administrative office / Corporate Office
Other

Documents



CMA_Survey_Workforce2019_Q15_Work_Setting-e.pdf

 Read PDF

 Download PDF



Q16. Overhead costs

<https://surveys.cma.ca/en/permalink/survey23>


Survey Date: 2017

Full Question: Q16. What percentage of your gross professional income goes towards running your practice (e.g. staff, leases/rent/mortgage, equipment leasing/rental, personal benefits, vehicle costs, professional fees, malpractice dues, etc.)?


Topic: Remuneration method
Practice management (e.g., overhead costs, paperwork)


Keywords: FFS
Overhead costs
Practice expenses
Practice management
Remuneration


Documents



CMA_Survey_Workforc
e2017_Q16_Overhead-
e.pdf

 Read PDF

 Download PDF



Q18. Providing on-call

<https://surveys.cma.ca/en/permalink/survey104>

Survey Date: 2019


Full Question: Q18. Do you provide on-call services?

Topic: Hours of work and workload
On-call activities
Access to services
Patient care
Oncall


Keywords: On-call service
Workload
Oncall activities
Oncall


Response Choices: Yes
No

Documents



CMA_Survey_Workforce2019_Q18_OnCallHrs-e.pdf

 Read PDF

 Download PDF

CMA Physician Workforce Survey, 2019, National Results by FPPSP or Other Specialty, Gender, Age, and Province/Territory

Province/Territory	Gender	Age	FPPSP or Other Specialty	Response Rate	Number of Respondents	Mean	Standard Deviation	Minimum	Maximum
Alberta	Male	35-44	Family Practice	85%	100	10.5	2.5	5	15
Alberta	Female	35-44	Family Practice	85%	100	10.5	2.5	5	15
Alberta	Male	35-44	Other	85%	100	10.5	2.5	5	15
Alberta	Female	35-44	Other	85%	100	10.5	2.5	5	15
British Columbia	Male	35-44	Family Practice	85%	100	10.5	2.5	5	15
British Columbia	Female	35-44	Family Practice	85%	100	10.5	2.5	5	15
British Columbia	Male	35-44	Other	85%	100	10.5	2.5	5	15
British Columbia	Female	35-44	Other	85%	100	10.5	2.5	5	15
Manitoba	Male	35-44	Family Practice	85%	100	10.5	2.5	5	15
Manitoba	Female	35-44	Family Practice	85%	100	10.5	2.5	5	15
Manitoba	Male	35-44	Other	85%	100	10.5	2.5	5	15
Manitoba	Female	35-44	Other	85%	100	10.5	2.5	5	15
Ontario	Male	35-44	Family Practice	85%	100	10.5	2.5	5	15
Ontario	Female	35-44	Family Practice	85%	100	10.5	2.5	5	15
Ontario	Male	35-44	Other	85%	100	10.5	2.5	5	15
Ontario	Female	35-44	Other	85%	100	10.5	2.5	5	15
Quebec	Male	35-44	Family Practice	85%	100	10.5	2.5	5	15
Quebec	Female	35-44	Family Practice	85%	100	10.5	2.5	5	15
Quebec	Male	35-44	Other	85%	100	10.5	2.5	5	15
Quebec	Female	35-44	Other	85%	100	10.5	2.5	5	15
Saskatchewan	Male	35-44	Family Practice	85%	100	10.5	2.5	5	15
Saskatchewan	Female	35-44	Family Practice	85%	100	10.5	2.5	5	15
Saskatchewan	Male	35-44	Other	85%	100	10.5	2.5	5	15
Saskatchewan	Female	35-44	Other	85%	100	10.5	2.5	5	15
Yukon, Northwest Territories, Nunavut	Male	35-44	Family Practice	85%	100	10.5	2.5	5	15
Yukon, Northwest Territories, Nunavut	Female	35-44	Family Practice	85%	100	10.5	2.5	5	15
Yukon, Northwest Territories, Nunavut	Male	35-44	Other	85%	100	10.5	2.5	5	15
Yukon, Northwest Territories, Nunavut	Female	35-44	Other	85%	100	10.5	2.5	5	15

Q19. Average on-call hours

<https://surveys.cma.ca/en/permalink/survey106>

Survey Date: 2019

Full Question: Q19. Estimate your average number of on-call work hours per month:

Topic: Access to services
Hours of work and workload
Patient care
On-call activities
Oncall

Keywords: Oncall
Time
Oncall activities
On-call hours
Workload

Documents

CMA_Survey_Workforce2019_Q19_AvgOnCallHrs-e.pdf

Read PDF

Download PDF

CMA Physician Workforce Survey, 2019: National Results by FPPSP or Other Specialty, Gender, Age, and Provincial/Territory

Specialty	Gender	Age	Provincial/Territory	...
FPPSP	Male	18-24	Alberta	...
			Manitoba	...
			Ontario	...
	25-34	Alberta	...	
		Manitoba	...	
		Ontario	...	
	35-44	Alberta	...	
		Manitoba	...	
		Ontario	...	
	45-54	Alberta	...	
		Manitoba	...	
		Ontario	...	
55-64	Alberta	...		
	Manitoba	...		
	Ontario	...		
65+	Alberta	...		
	Manitoba	...		
	Ontario	...		
Other Specialty	Male	18-24	Alberta	...
			Manitoba	...
			Ontario	...
	25-34	Alberta	...	
		Manitoba	...	
		Ontario	...	
	35-44	Alberta	...	
		Manitoba	...	
		Ontario	...	
	45-54	Alberta	...	
		Manitoba	...	
		Ontario	...	
55-64	Alberta	...		
	Manitoba	...		
	Ontario	...		
65+	Alberta	...		
	Manitoba	...		
	Ontario	...		

Q20. On-call hours in direct patient care

<https://surveys.cma.ca/en/permalink/survey109>

Survey Date: 2019

Full Question: Q20. Estimate how many of your on-call hours each month are actually spent in direct patient care (e.g., phone, email, face-to-face):

Topic: Access to services
Hours of work and workload
On-call activities
Patient care
Oncall


Keywords: Oncall
On-call hours
Time
Workload

Documents

CMA_Survey_Workforce2019_Q20_OnCallHrsPtCare-e.pdf

Read PDF

Download PDF



Q21b. Rating of collaboration

<https://surveys.cma.ca/en/permalink/survey30>


Survey Date: 2017

Full Question: Q21b. How would you rate your interprofessional collaborative practice(s) in terms of optimal care for patients?


Topic: Patient care
Collaborative practice


Keywords: Collaborative practice
Group practice
Interprofessional
Patient care
Team practice


Documents



CMA_Survey_Workforce2017_Q21b_CollaborativePracticeRating-e.pdf

 Read PDF

 Download PDF



Q21. Interprofessional collaboration

<https://surveys.cma.ca/en/permalink/survey28>


Survey Date: 2017

Full Question: Q21. Do you participate in an interprofessional collaborative practice excluding the hospital environment and excluding referrals that do not involve ongoing collaboration on the patient's care?


Topic: Patient care
Collaborative practice


Keywords: Clinical care
Collaborative practice
Group practice
Interprofessional
Patient care
Partner
Team practice


Documents



CMA_Survey_Workforce2017_Q21_CollabPractice.pdf

 Read PDF

 Download PDF



Q21 & Q22. Work hours

<https://surveys.cma.ca/en/permalink/survey112>

Survey Date: 2019


Full Question: Q21 & Q22. EXCLUDING ON-CALL ACTIVITIES, how many HOURS IN AN AVERAGE WEEK do you usually spend on the following activities? Assume each activity is mutually exclusive for reporting purposes (i.e., if an activity spans two categories, please report hours in only one category).

Topic: Hours of work and workload
 Access to services
 Patient care
 Practice management (e.g., overhead costs, paperwork)
 On-call activities
 Oncall


Keywords: Workload
 Time
 Oncall

Response Choices: Direct patient care without a teaching component, regardless of setting
 Direct patient care with a teaching component, regardless of setting
 Teaching/Education without direct patient care (contact with students/residents, preparation, marking, evaluations, etc.)
 Indirect patient care (charting, reports, phone calls, meeting patients' family, etc.)
 Health facility committees (academic planning committees)
 Administration (i.e., management of university program, chief of staff, department head, Ministry of Health, etc.)
 Research (including management of research and publications)
 Managing your practice (staff, facility, equipment, etc.)
 Continuing medical education/professional development (courses, reading, videos, tapes, seminars, etc.)
 Other
 TOTAL HOURS WORKED PER WEEK

Documents



CMA_Survey_Workforce2019_Q21_Q22Work_hours-e.pdf

 Read PDF

 Download PDF