


Q08. Provision of patient/clinical care


<https://surveys.cma.ca/en/permalink/survey15>


Survey Date: 2017
Full Question: Q08. Do you provide patient/clinical care (either direct or indirect)?
Topic: Patient care
Access to services
Keywords: Access to services
Clinical care
Indirect patient care
Patient care
Practice setting

Documents



CMA_Survey_Workforc
e2017_Q8_PatientCare
-e.pdf

 Read PDF

 Download PDF



Q09. Organization of practice (solo, group, etc.)

<https://surveys.cma.ca/en/permalink/survey16>


Survey Date: 2017
Full Question: Q09. How is your MAIN patient care setting organized? Check ONLY ONE. (Note that a solo or group practice could also include another health professional who does not have her/his own caseload).

Topic: Work setting
Patient care
Hospital setting
Collaborative practice


Keywords: Collaborative practice
Group practice
Hospital setting
Interprofessional
Partner
Patient care setting
Practice setting
Solo practice
Team practice
Work setting


Response Choices: Solo practice
Group practice – community based
Interprofessional practice – community based (physician(s) & other health professional(s) who have their own caseloads)
Hospital-based practice


Documents



CMA_Survey_Workforce2017_Q9_OrgSetting-e.pdf

 Read PDF

 Download PDF




Q10. Providing on-call


<https://surveys.cma.ca/en/permalink/survey17>


Survey Date: 2017
Full Question: Q10. Do you provide on-call services?
Topic: Patient care
On-call activities
Hours of work and workload
Keywords: On-call hours
On-call services
Work hours
Oncall
Workload
Oncall activities

Documents



CMA_Survey_Workforce2017_Q10_OnCall-e.pdf

 Read PDF

 Download PDF



Q11. Average on-call hours

<https://surveys.cma.ca/en/permalink/survey18>

Survey Date: 2017

Full Question: Q11. Estimate your average number of on-call work hours per month:

Topic: Patient care
On-call activities
Hours of work and workload


Keywords: On-call hours
Oncall activities
Oncall
On-call services
Work hours
Workload


Documents



CMA_Survey_Workforce2017_Q11_OnCallHrs-e.pdf

 Read PDF

 Download PDF



Q12. Impact of national licensure on physician practices

<https://surveys.cma.ca/en/permalink/survey83>

Survey Date: 2019


Full Question: Q12. If a national licensure system were implemented today, how likely would you be to:
Highly unlikely
Somewhat unlikely
Unsure
Somewhat likely
Highly likely

Topic: Access to services
National licensure
Patient care


Keywords: License
Licensure
Changes
Portability
Locum
Virtual care
Rural practice
Access


Response Choices: Seek out locum opportunities in other provinces/ territories
Practise in multiple provinces/territories on an ongoing basis
Provide virtual care (e.g., telemedicine) to patients in other provinces/territories
Practise temporarily in rural/remote areas in other provinces/territories
Participate in further training in another province or territory

Documents



CMA_Survey_Workforc
e2019_Q12_Impact_Na
tional_Licensure-e.pdf

 Read PDF

 Download PDF



Q12. On-call hours in direct patient care

<https://surveys.cma.ca/en/permalink/survey19>


Survey Date: 2017

Full Question: Q12. Estimate how many of your on-call hours each month are actually spent in direct patient care (e.g., phone, email, face-to-face):


Topic: Patient care
On-call activities
Hours of work and workload


Keywords: Clinical care
On-call services
On-call hours
Oncall
Oncall activities
Patient care
Work hours
Workload

Documents



CMA_Survey_Workforc
e2017_Q12_OnCallHrs
PtCare-e.pdf

 Read PDF

 Download PDF

CMA Physician Workforce Survey, 2019. National Results by FFSP or Other Specialist, Gender, Age, and Practice Setting

Response	Strongly disagree	Somewhat disagree	Neither agree nor disagree	Somewhat agree	Strongly agree
Strongly disagree	10%	20%	30%	25%	15%
Somewhat disagree	15%	25%	35%	20%	5%
Neither agree nor disagree	20%	30%	40%	10%	0%
Somewhat agree	5%	15%	25%	45%	10%
Strongly agree	0%	5%	15%	25%	55%

Q13. Agreement that national licensure will improve access

<https://surveys.cma.ca/en/permalink/survey85>

Survey Date: 2019

Full Question: Q13. To what extent do you agree that national licensure will improve access to care for Canadians?

Topic: Access to services
National licensure
Patient care

Keywords: License
Licensure
Better
Patients
Access

Response Choices: Strongly disagree
Somewhat disagree
Neither agree nor disagree
Somewhat agree
Strongly agree


Documents

CMA_Survey_Workforce2019_Q13_Agreement_National_Licensure-e.pdf

Read PDF

Download PDF

Q13. Work hours



<https://surveys.cma.ca/en/permalink/survey20>

Survey Date: 2017

Full Question: Q13. EXCLUDING ON-CALL ACTIVITIES, how many HOURS IN AN AVERAGE WEEK do you usually spend on the following activities? Assume each activity is mutually exclusive for reporting purposes.

Topic: Patient care
On-call activities
Practice management (e.g., overhead costs, paperwork)
Hours of work and workload

Keywords: Administrative duties
Committee work
Indirect patient care
On-call services
Patient care
Practice management
Continuing medication education (CME)
Research
Teaching
Work hours
Oncall
Oncall activities
Workload

Response Choices: Direct patient care without a teaching component, regardless of setting
Direct patient care with a teaching component, regardless of setting
Teaching/Education without direct patient care (contact with students/residents, preparation, marking, evaluations, etc.)
Indirect patient care (charting, reports, phone calls, meeting patients' family, etc.)
Health facility committees (academic planning committees)
Administration (i.e., management of university program, chief of staff, department head, Ministry of Health, etc.)
Research (including management of research and publications)
Managing your practice (staff, facility, equipment, etc.)
Continuing medical education/professional development (courses, reading, videos, tapes, seminars, etc.)

Documents



Document description and metadata

CMA_Survey_Workforc
e2017_Q13_WorkHrs-
e.pdf



Read PDF



Download PDF



Q14. Hours on administrative forms

<https://surveys.cma.ca/en/permalink/survey21>

Survey Date: 2017


Full Question: Q14. How many hours per week do you spend completing administrative forms on behalf of your patients (e.g. third party insurance forms)?


Topic: Patient care
Practice management (e.g., overhead costs, paperwork)
Hours of work and workload

Keywords: 3rd party insurance forms
Administrative duties
Indirect patient care
Paperwork
Practice management
Workload

Documents

CMA_Survey_Workforce2017_Q14_AdminForms-e.pdf

 Read PDF

 Download PDF

Q14 Physician Workforce Survey, 2019, National Results by FPEP or Other Specialist, Gender, Age, and Practice Territory

Response	Yes	No
Total	1,111	1,111
Gender		
Male	555	555
Female	556	556
Age		
18-24	111	111
25-34	222	222
35-44	333	333
45-54	444	444
55-64	555	555
65+	666	666
Practice Territory		
Urban	555	555
Suburban	556	556
Rural	556	556

Q14. Provision of patient/clinical care

<https://surveys.cma.ca/en/permalink/survey99>

Survey Date: 2019

Full Question: Q14. Do you provide patient/clinical care (either direct or indirect)?

Topic: Access to services
Patient care

Keywords: Patients
Clinical care
Direct clinical care
Indirect clinical care

Response Choices: Yes
No

Documents

Q14 Physician Workforce Survey, 2019, National Results by FPEP or Other Specialist, Gender, Age, and Practice Territory

CMA_Survey_Workforc
e2019_Q14_Provision-
e.pdf

Read PDF

Download PDF

Q16 Physician Workforce Survey, 2019, National Results by FPEP or Other Specialist, Gender, Age, and Practice Territory

Response	Yes	No
Total	1,111	1,111
Gender		
Male	555	555
Female	556	556
Age		
18-24	111	111
25-34	222	222
35-44	333	333
45-54	444	444
55-64	555	555
65+	666	666
Practice Territory		
Urban	555	555
Suburban	556	556
Rural	556	556

Q16. Electronic tools used by physicians

<https://surveys.cma.ca/en/permalink/survey103>


Survey Date: 2019

Full Question: Q16. Please indicate which of the following electronic tools you use in the care of your patients


Topic: Patient care
Electronic records and tools


- Keywords: Electronic medical records
EMR
Electronic health record
EHR
Patient notes
- Response Choices: Reminders for patient care
Ordering lab tests
Ordering diagnostic tests
Receipt of hospital visit and discharge information
Clinical decision support tool
Access to list of medications taken by a patient
Warnings for drug interactions
Interface to pharmacy/pharmacist
Access to lab test/diagnostic results
Referral to other physicians
Secure transfer of patient information
Access to provincial/territorial patient information systems
Interface to non-doctor health professionals
An Artificial Intelligence (AI)
None of the above

Documents




CMA_Survey_Workforce2019_Q16_Electronic_Tools-e.pdf

 Read PDF

 Download PDF

Q17. Accepting new patients



<https://surveys.cma.ca/en/permalink/survey24>

Survey Date: 2017


Full Question: Q17. To what extent is your practice accepting new patients into your MAIN patient care setting? Please check only ONE.

Topic: Patient care
Hours of work and workload
Access to services


Keywords: Access to services
Appointment availability
Overworked
Patient care
Patient load
Wait time
Work hours
Workload
Wait times
Waiting times


Response Choices: No restrictions; practice is open to all new patients
Partially closed
Completely closed
Does not apply to my practice setting

Documents



CMA_Survey_Workforc
e2017_Q17_PracticeSta
tus-e.pdf

 Read PDF

 Download PDF

Q17. Electronic tools used by patients

<https://surveys.cma.ca/en/permalink/survey88>

Survey Date: 2019

Full Question: Q17. Which of the following can patients in your practice do?

Topic: Patient care

Electronic records and tools

Keywords: Electronic medical records

EMR

Electronic health record

EHR

Patient notes

Virtual care

Visit

Consult

e-scheduling

Online records

Online prescriptions

email

Response Choices: Request appointments online (i.e. advance access e-scheduling)

Request prescription renewals online

View information from their health record online (e.g. lab test results or immunization history)

Electronically add measurements (e.g. blood pressure readings) to their electronic record

Electronically add text and/or other documentation to their electronic record

Visit with you virtually (i.e. online by video)

Consult with you via email or text message

None of the above

N/A (e.g. hospital practice only)

Documents

CMA_Survey_Workforc


e2019_Q17_Electronic
Tools-e.pdf



Read PDF



Download PDF



Q18. Number of patients seen

<https://surveys.cma.ca/en/permalink/survey25>


Survey Date: 2017

Full Question: Q18. Please estimate the number of patients you see in a TYPICAL WEEK, EXCLUDING patient visits while you are on-call (on-call is defined as time outside of regularly scheduled activity during which you are available to patients):


Topic: Patient care
Hours of work and workload
Access to services
On-call activities


Keywords: Access to services
Appointment availability
Overworked
Patient care
Patient load
Wait time
Work hours
Workload
Wait times
Waiting times

Documents



CMA_Survey_Workforce2017_Q18_NumPatients-e.pdf

 Read PDF

 Download PDF

Thumbnail of a survey results table for Q18. The table has columns for 'Response', 'Count', and 'Percentage'. The 'Response' column lists 'Yes' and 'No'. The 'Count' column shows 10 for 'Yes' and 10 for 'No'. The 'Percentage' column shows 50% for 'Yes' and 50% for 'No'.

Q18. Providing on-call

<https://surveys.cma.ca/en/permalink/survey104>

Survey Date: 2019

Full Question: Q18. Do you provide on-call services?

Topic: Hours of work and workload
On-call activities
Access to services
Patient care
Oncall

Keywords: On-call service
Workload
Oncall activities
Oncall

Response Choices: Yes
No

Documents

Thumbnail of a survey results table for Q18. The table has columns for 'Response', 'Count', and 'Percentage'. The 'Response' column lists 'Yes' and 'No'. The 'Count' column shows 10 for 'Yes' and 10 for 'No'. The 'Percentage' column shows 50% for 'Yes' and 50% for 'No'.

CMA_Survey_Workforce2019_Q18_OnCallHrs-e.pdf

Read PDF

Download PDF

Thumbnail of a survey results table for Q19a. The table has columns for 'Response', 'Count', and 'Percentage'. The 'Response' column lists 'Yes' and 'No'. The 'Count' column shows 10 for 'Yes' and 10 for 'No'. The 'Percentage' column shows 50% for 'Yes' and 50% for 'No'.

Q19a. Patient access for URGENT cases

<https://surveys.cma.ca/en/permalink/survey26>

Survey Date: 2017


Full Question: Q19a. Typically, if a patient visits your office or is referred to you, how long would that patient wait until the first available appointment WITH YOU OR YOUR PRACTICE?

Topic: Patient care
Hours of work and workload
Access to services


Keywords: Access to services
Appointment availability
Overworked
Patient care
Patient load
Referral
Wait time
Work hours
Workload
Wait times
Waiting times


Response Choices: same day
number of days

Documents



CMA_Survey_Workforc
e2017_Q19a_WaitTime
UrgCare-e.pdf

 Read PDF

 Download PDF

Q19. Average on-call hours

<https://surveys.cma.ca/en/permalink/survey106>

Survey Date: 2019

Full Question: Q19. Estimate your average number of on-call work hours per month:

Topic: Access to services
Hours of work and workload
Patient care
On-call activities
Oncall

Keywords: Oncall
Time
Oncall activities
On-call hours
Workload

Documents

CMA_Survey_Workforce2019_Q19_AvgOnCallHrs-e.pdf

Read PDF

Download PDF

Q19b. Patient access for NON-URGENT cases

<https://surveys.cma.ca/en/permalink/survey71>

Survey Date: 2017


Full Question: Q19b. Typically, if a patient visits your office or is referred to you, how long would that patient wait until the first available appointment WITH YOU OR YOUR PRACTICE?

Topic: Patient care
Hours of work and workload
Access to services


Keywords: Access to services
Appointment availability
Overworked
Patient care
Patient load
Referral
Wait time
Work hours
Workload
Wait times
Waiting times


Response Choices: same week
number of weeks

Documents




CMA_Survey_Workforc
e2017_Q19b_WaitTime
NonUrgCare-e.pdf

 Read PDF

 Download PDF

Q20. Access to resources

<https://surveys.cma.ca/en/permalink/survey27>



Survey Date: 2017


Full Question: Q20. Rate your access to the following for your patients:

Topic: Satisfaction
Patient care
Hospital setting
Access to services


Keywords: Access to services
Appointment availability
Clinical care
Hospital
Patient care
Referral
Satisfaction (professional)


Response Choices: Operating room
Endoscopy suites
Procedural rooms
Long-term care beds (e.g., nursing home, chronic care, etc.)
Hospital in-patient care on an urgent basis
Hospital care for elective procedures
Routine diagnostic services (e.g., lab, x-rays, etc.)
Advanced diagnostic services (e.g., MRI, CT, etc.)
Home care
Palliative care

Documents



CMA_Survey_Workforc
e2017_Q20_Access-
e.pdf

 Read PDF

 Download PDF

CMA Physician Workforce Survey, 2019: National Results by FPPSP or Other Specialty, Gender, Age, and Provincial/Territory

Specialty	Gender	Age	Provincial/Territory	...
FPPSP	Male	18-24	Alberta	...
			British Columbia	...
			Manitoba	...
	25-34	Alberta	...	
		British Columbia	...	
		Manitoba	...	
	35-44	Alberta	...	
		British Columbia	...	
		Manitoba	...	
	45-54	Alberta	...	
		British Columbia	...	
		Manitoba	...	
55-64	Alberta	...		
	British Columbia	...		
	Manitoba	...		
65+	Alberta	...		
	British Columbia	...		
	Manitoba	...		
Other Specialty	Male	18-24	Alberta	...
			British Columbia	...
			Manitoba	...
	25-34	Alberta	...	
		British Columbia	...	
		Manitoba	...	
	35-44	Alberta	...	
		British Columbia	...	
		Manitoba	...	
	45-54	Alberta	...	
		British Columbia	...	
		Manitoba	...	
55-64	Alberta	...		
	British Columbia	...		
	Manitoba	...		
65+	Alberta	...		
	British Columbia	...		
	Manitoba	...		

Q20. On-call hours in direct patient care

<https://surveys.cma.ca/en/permalink/survey109>

Survey Date: 2019

Full Question: Q20. Estimate how many of your on-call hours each month are actually spent in direct patient care (e.g., phone, email, face-to-face):

Topic: Access to services
Hours of work and workload
On-call activities
Patient care
Oncall

Keywords: Oncall
On-call hours
Time
Workload

Documents

CMA_Survey_Workforce2019_Q20_OnCallHrsPtCare-e.pdf

Read PDF

Download PDF