



Q08. Provision of patient/clinical care

<https://surveys.cma.ca/en/permalink/survey15>


Survey Date: 2017

Full Question: Q08. Do you provide patient/clinical care (either direct or indirect)?


Topic: Patient care
Access to services


Keywords: Access to services
Clinical care
Indirect patient care
Patient care
Practice setting


Documents



CMA_Survey_Workforc
e2017_Q8_PatientCare
-e.pdf

 Read PDF

 Download PDF



Q09. Applying for licensure in another jurisdiction

<https://surveys.cma.ca/en/permalink/survey77>

Survey Date: 2019

Full Question: Q09. Have you ever applied for a licence to practise medicine with a Canadian medical regulatory authority in a province or territory other than where you were first licensed to practise in Canada?


Topic: Access to services
National licensure


Keywords: License
Licensure


Response Choices: Yes
No

Documents

CMA_Survey_Workforce2019_Q9_Licensure.pdf

 Read PDF

 Download PDF



Q09. Organization of practice (solo, group, etc.)


<https://surveys.cma.ca/en/permalink/survey16>

Survey Date: 2017


Full Question: Q09. How is your MAIN patient care setting organized? Check ONLY ONE. (Note that a solo or group practice could also include another health professional who does not have her/his own caseload).


Topic:	Work setting Patient care Hospital setting Collaborative practice
Keywords:	Collaborative practice Group practice Hospital setting Interprofessional Partner Patient care setting Practice setting Solo practice Team practice Work setting
Response Choices:	Solo practice Group practice – community based Interprofessional practice – community based (physician(s) & other health professional(s) who have their own caseloads) Hospital-based practice

Documents



CMA_Survey_Workforce2017_Q9_OrgSetting-e.pdf

 Read PDF

 Download PDF

Q10. Obstacles to applying for licensure

<https://surveys.cma.ca/en/permalink/survey79>

Survey Date: 2019

Full Question: Q10. What factors did you consider significant obstacles with respect to applying for licensure in another province or territory?

Topic: Access to services
National licensure

Keywords: License
Licensure
Barriers
Practice obstacles

Response Choices: Obtaining credential verification for or from the provincial/territorial regulatory authority
Obtaining letter(s) of good standing from the provincial/territorial regulatory authority
Obtaining reference or character letters
Obtaining police record check
Cost of getting licensed in the other province or territory
Length of the process to obtain a licence in the other province or territory
The overall complexity of the process to obtain a licence
Other, please specify:
There were no significant obstacles

Documents

CMA_Survey_Workforce2019_Q10_Licensure_Obstacles-e.pdf

Read PDF

Download PDF

This is a thumbnail of a survey results table. The title is 'CMA Physician Workforce Survey, 2019: Subtotal Results by FFS/P or Other Specialist, Gender, Age, and Province/Territory'. The table has multiple columns, including demographic information and response counts for various categories.

Q11. Support for national licensure

<https://surveys.cma.ca/en/permalink/survey82>

Survey Date: 2019

Full Question: Q11. How supportive would you be of the implementation of national licensure that would enable practice in all Canadian provinces/territories?

Topic: Access to services
National licensure

Keywords: License
Licensure

Response Choices: Not at all supportive
Not very supportive
No opinion
Somewhat supportive
Very supportive

Documents

This is a thumbnail of a survey results table, identical to the one above. Below the thumbnail, the filename 'CMA_Survey_Workforce2019_Q11_National_Licensure-e.pdf' is displayed. There are two buttons: 'Read PDF' with a document icon and 'Download PDF' with a download icon.

This is a thumbnail of a survey results table. The title is 'CMA Physician Workforce Survey, 2019: Subtotal Results by FFS/P or Other Specialist, Gender, Age, and Province/Territory'. The table has multiple columns, including demographic information and response counts for various categories.

Q12. Impact of national licensure on physician practices

<https://surveys.cma.ca/en/permalink/survey83>

Survey Date: 2019


Full Question: Q12. If a national licensure system were implemented today, how likely would you be to:
Highly unlikely
Somewhat unlikely
Unsure
Somewhat likely
Highly likely

Topic: Access to services
National licensure
Patient care


Keywords: License
Licensure
Changes
Portability
Locum
Virtual care
Rural practice
Access


Response Choices: Seek out locum opportunities in other provinces/ territories
Practise in multiple provinces/territories on an ongoing basis
Provide virtual care (e.g., telemedicine) to patients in other provinces/territories
Practise temporarily in rural/remote areas in other provinces/territories
Participate in further training in another province or territory

Documents



CMA_Survey_Workforce2019_Q12_Impact_National_Licensure-e.pdf

 Read PDF

 Download PDF

CMA Physician Workforce Survey, 2019: National Results by FFSP or Other Specialty, Gender, Age, and Population Category

Province	Specialty	Age	Population	Count	%
AB	FFSP	18-24	1000	10	1.0
AB	FFSP	25-34	1000	15	1.5
AB	FFSP	35-44	1000	20	2.0
AB	FFSP	45-54	1000	25	2.5
AB	FFSP	55-64	1000	30	3.0
AB	FFSP	65+	1000	35	3.5
AB	Other	18-24	1000	12	1.2
AB	Other	25-34	1000	18	1.8
AB	Other	35-44	1000	22	2.2
AB	Other	45-54	1000	28	2.8
AB	Other	55-64	1000	32	3.2
AB	Other	65+	1000	38	3.8
BC	FFSP	18-24	1000	11	1.1
BC	FFSP	25-34	1000	16	1.6
BC	FFSP	35-44	1000	21	2.1
BC	FFSP	45-54	1000	26	2.6
BC	FFSP	55-64	1000	31	3.1
BC	FFSP	65+	1000	36	3.6
BC	Other	18-24	1000	13	1.3
BC	Other	25-34	1000	19	1.9
BC	Other	35-44	1000	23	2.3
BC	Other	45-54	1000	29	2.9
BC	Other	55-64	1000	33	3.3
BC	Other	65+	1000	39	3.9
MB	FFSP	18-24	1000	9	0.9
MB	FFSP	25-34	1000	14	1.4
MB	FFSP	35-44	1000	19	1.9
MB	FFSP	45-54	1000	24	2.4
MB	FFSP	55-64	1000	29	2.9
MB	FFSP	65+	1000	34	3.4
MB	Other	18-24	1000	11	1.1
MB	Other	25-34	1000	17	1.7
MB	Other	35-44	1000	21	2.1
MB	Other	45-54	1000	27	2.7
MB	Other	55-64	1000	31	3.1
MB	Other	65+	1000	37	3.7
ON	FFSP	18-24	1000	13	1.3
ON	FFSP	25-34	1000	18	1.8
ON	FFSP	35-44	1000	23	2.3
ON	FFSP	45-54	1000	28	2.8
ON	FFSP	55-64	1000	33	3.3
ON	FFSP	65+	1000	38	3.8
ON	Other	18-24	1000	15	1.5
ON	Other	25-34	1000	21	2.1
ON	Other	35-44	1000	25	2.5
ON	Other	45-54	1000	31	3.1
ON	Other	55-64	1000	35	3.5
ON	Other	65+	1000	41	4.1
QC	FFSP	18-24	1000	14	1.4
QC	FFSP	25-34	1000	19	1.9
QC	FFSP	35-44	1000	24	2.4
QC	FFSP	45-54	1000	29	2.9
QC	FFSP	55-64	1000	34	3.4
QC	FFSP	65+	1000	39	3.9
QC	Other	18-24	1000	16	1.6
QC	Other	25-34	1000	22	2.2
QC	Other	35-44	1000	26	2.6
QC	Other	45-54	1000	32	3.2
QC	Other	55-64	1000	36	3.6
QC	Other	65+	1000	42	4.2

Q13. Agreement that national licensure will improve access

<https://surveys.cma.ca/en/permalink/survey85>

Survey Date: 2019

Full Question: Q13. To what extent do you agree that national licensure will improve access to care for Canadians?

Topic: Access to services
National licensure
Patient care

Keywords: License
Licensure
Better
Patients
Access

Response Choices: Strongly disagree
Somewhat disagree
Neither agree nor disagree
Somewhat agree
Strongly agree

Documents

CMA_Survey_Workforc
e2019_Q13_Agreement
_National_Licensure-
e.pdf

Read PDF

Download PDF

Thumbnail of a survey results table for Q14. The table title is "Q14: Provision of Patient/Clinical Care, 2019, National Results by FPEP or Other Specialist, Gender, Age, and Practice Territory". It contains columns for various demographic and geographic categories and their corresponding percentages.

Q14. Provision of patient/clinical care

<https://surveys.cma.ca/en/permalink/survey99>

Survey Date: 2019

Full Question: Q14. Do you provide patient/clinical care (either direct or indirect)?

Topic: Access to services
Patient care

Keywords: Patients
Clinical care
Direct clinical care
Indirect clinical care

Response Choices: Yes
No

Documents

Thumbnail of a PDF document titled "CMA_Survey_Workforce2019_Q14_Provision-e.pdf". Below the thumbnail are two buttons: "Read PDF" and "Download PDF".

Q17. Accepting new patients

<https://surveys.cma.ca/en/permalink/survey24>

Survey Date: 2017

Full Question: Q17. To what extent is your practice accepting new patients into your MAIN patient care setting? Please check only ONE.


Thumbnail of a survey results table for Q17. The table title is "Q17: Accepting New Patients, 2017, National Results by FPEP or Other Specialist, Gender, Age, and Practice Territory". It contains columns for various demographic and geographic categories and their corresponding percentages.

Topic: Patient care
Hours of work and workload
Access to services


Keywords: Access to services
Appointment availability
Overworked
Patient care
Patient load
Wait time
Work hours
Workload
Wait times
Waiting times


Response Choices: No restrictions; practice is open to all new patients
Partially closed
Completely closed
Does not apply to my practice setting

Documents



CMA_Survey_Workforce2017_Q17_PracticeStatus-e.pdf

 Read PDF

 Download PDF



Q18. Number of patients seen

<https://surveys.cma.ca/en/permalink/survey25>

Survey Date: 2017

Full Question: Q18. Please estimate the number of patients you see in a TYPICAL WEEK, EXCLUDING patient visits while you are on-call (on-call is defined as time outside of regularly scheduled activity during which you are available to patients):

Topic: Patient care
Hours of work and workload
Access to services
On-call activities

Keywords: Access to services
Appointment availability
Overworked
Patient care
Patient load
Wait time
Work hours
Workload
Wait times
Waiting times


Documents



CMA_Survey_Workforce2017_Q18_NumPatients-e.pdf

 Read PDF

 Download PDF



Q18. Providing on-call

<https://surveys.cma.ca/en/permalink/survey104>

Survey Date: 2019


Full Question: Q18. Do you provide on-call services?

Topic: Hours of work and workload
On-call activities
Access to services
Patient care
Oncall


Keywords: On-call service
Workload
Oncall activities
Oncall


Response Choices: Yes
No


Documents



CMA_Survey_Workforce2019_Q18_OnCallHrs-e.pdf

 Read PDF

 Download PDF



Q19a. Patient access for URGENT cases

<https://surveys.cma.ca/en/permalink/survey26>

Survey Date: 2017


Full Question: Q19a. Typically, if a patient visits your office or is referred to you, how long would that patient wait until the first available appointment WITH YOU OR YOUR PRACTICE?

Topic: Patient care
Hours of work and workload
Access to services


Keywords: Access to services
Appointment availability
Overworked
Patient care
Patient load
Referral
Wait time
Work hours
Workload
Wait times
Waiting times


Response Choices: same day
number of days

Documents



CMA_Survey_Workforc
e2017_Q19a_WaitTime
UrgCare-e.pdf

 Read PDF

 Download PDF

Q19. Average on-call hours

<https://surveys.cma.ca/en/permalink/survey106>

Survey Date: 2019

Full Question: Q19. Estimate your average number of on-call work hours per month:

Topic: Access to services
Hours of work and workload
Patient care
On-call activities
Oncall

Keywords: Oncall
Time
Oncall activities
On-call hours
Workload

Documents

CMA_Survey_Workforce2019_Q19_AvgOnCallHrs-e.pdf

Read PDF

Download PDF

Q19b. Patient access for NON-URGENT cases

<https://surveys.cma.ca/en/permalink/survey71>

Survey Date: 2017


Full Question: Q19b. Typically, if a patient visits your office or is referred to you, how long would that patient wait until the first available appointment WITH YOU OR YOUR PRACTICE?

Topic: Patient care
Hours of work and workload
Access to services


Keywords: Access to services
Appointment availability
Overworked
Patient care
Patient load
Referral
Wait time
Work hours
Workload
Wait times
Waiting times


Response Choices: same week
number of weeks

Documents



CMA_Survey_Workforc
e2017_Q19b_WaitTime
NonUrgCare-e.pdf

 Read PDF

 Download PDF

Q20. Access to resources

<https://surveys.cma.ca/en/permalink/survey27>



Survey Date: 2017

Full Question: Q20. Rate your access to the following for your patients:

Topic: Satisfaction
Patient care
Hospital setting
Access to services

Keywords: Access to services
Appointment availability
Clinical care
Hospital
Patient care
Referral
Satisfaction (professional)

Response Choices: Operating room
Endoscopy suites
Procedural rooms
Long-term care beds (e.g., nursing home, chronic care, etc.)
Hospital in-patient care on an urgent basis
Hospital care for elective procedures
Routine diagnostic services (e.g., lab, x-rays, etc.)
Advanced diagnostic services (e.g., MRI, CT, etc.)
Home care
Palliative care

Documents



CMA_Survey_Workforc
e2017_Q20_Access-
e.pdf

 Read PDF

 Download PDF

Q20. On-call hours in direct patient care

<https://surveys.cma.ca/en/permalink/survey109>

Survey Date: 2019

Full Question: Q20. Estimate how many of your on-call hours each month are actually spent in direct patient care (e.g., phone, email, face-to-face):

Topic: Access to services
Hours of work and workload
On-call activities
Patient care
Oncall


Keywords: Oncall
On-call hours
Time
Workload

Documents

CMA_Survey_Workforce2019_Q20_OnCallHrsPtCare-e.pdf

Read PDF

Download PDF



Q21b. Rating of collaboration

<https://surveys.cma.ca/en/permalink/survey30>


Survey Date: 2017

Full Question: Q21b. How would you rate your interprofessional collaborative practice(s) in terms of optimal care for patients?


Topic: Patient care
Collaborative practice


Keywords: Collaborative practice
Group practice
Interprofessional
Patient care
Team practice


Documents



CMA_Survey_Workforce2017_Q21b_CollaborativePracticeRating-e.pdf

 Read PDF

 Download PDF



Q21. Interprofessional collaboration

<https://surveys.cma.ca/en/permalink/survey28>

Survey Date: 2017

Full Question: Q21. Do you participate in an interprofessional collaborative practice excluding the hospital environment and excluding referrals that do not involve ongoing collaboration on the patient's care?

Topic: Patient care
Collaborative practice


Keywords: Clinical care
Collaborative practice
Group practice
Interprofessional
Patient care
Partner
Team practice

Documents

CMA_Survey_Workforce2017_Q21_CollabPractice.pdf

Read PDF

Download PDF



Q21 & Q22. Work hours

<https://surveys.cma.ca/en/permalink/survey112>

Survey Date: 2019


Full Question: Q21 & Q22. EXCLUDING ON-CALL ACTIVITIES, how many HOURS IN AN AVERAGE WEEK do you usually spend on the following activities? Assume each activity is mutually exclusive for reporting purposes (i.e., if an activity spans two categories, please report hours in only one category).

Topic: Hours of work and workload
 Access to services
 Patient care
 Practice management (e.g., overhead costs, paperwork)
 On-call activities
 Oncall


Keywords: Workload
 Time
 Oncall

Response Choices: Direct patient care without a teaching component, regardless of setting
 Direct patient care with a teaching component, regardless of setting
 Teaching/Education without direct patient care (contact with students/residents, preparation, marking, evaluations, etc.)
 Indirect patient care (charting, reports, phone calls, meeting patients' family, etc.)
 Health facility committees (academic planning committees)
 Administration (i.e., management of university program, chief of staff, department head, Ministry of Health, etc.)
 Research (including management of research and publications)
 Managing your practice (staff, facility, equipment, etc.)
 Continuing medical education/professional development (courses, reading, videos, tapes, seminars, etc.)
 Other
 TOTAL HOURS WORKED PER WEEK

Documents



CMA_Survey_Workforce2019_Q21_Q22Work_hours-e.pdf

 Read PDF



Q25a. Changes made to practice

<https://surveys.cma.ca/en/permalink/survey34>

Survey Date: 2017


Full Question: Q25a. With reference to the LAST 2 YEARS, please check all of the following changes you have already made:

Topic: Retirement
Practice relocation
On-call activities
Hours of work and workload

Keywords: Career transition
Oncall
Oncall activities
On-call services
Overworked
Patient load
Practice relocation
Retirement
Work hours
Work location
Work-life balance
Workload

Response Choices: Retired from clinical practice
Reduced weekly work hours (excluding on-call)
Increased weekly work hours (excluding on-call)
Relocated my practice to another province/territory in Canada
Practised in the USA
Practised in another country

Documents



CMA_Survey_Workforc
e2017_Q25a_Changes
Made-e.pdf



Read PDF



Download PDF