

## Q02. Satisfaction (professional life, balance)

<https://surveys.cma.ca/en/permalink/survey89>

Survey Date: 2019

Full Question: Q02. Rate your satisfaction with each of the following:  
Very dissatisfied  
Dissatisfied  
Neutral  
Satisfied  
Very satisfied


Topic: Satisfaction  
Hours of work and workload

Keywords: Work-life balance  
doctor satisfaction  
Physician satisfaction


Response Choices: Your professional life  
The balance between your personal and professional commitments


### Documents

---




CMA\_Survey\_Workforce2019\_Q2\_Satisfaction-e.pdf

 Read PDF

 Download PDF

## Q06. Province(s)/territory(ies) of licensure



# <https://surveys.cma.ca/en/permalink/survey73>

Survey Date: 2019

Full Question: Q06. In which Canadian jurisdiction(s) do you currently hold an active medical practice licence?

Topic: National licensure


Keywords: Province  
Territory  
License  
Licensure  
Practice  
Work  
Portability


Response Choices: British Columbia  
Alberta  
Saskatchewan  
Manitoba  
Ontario  
Quebec  
New Brunswick  
Nova Scotia  
Prince Edward Island  
Newfoundland & Labrador  
Northwest Territories  
Yukon  
Nunavut


## Documents

---

CMA\_Survey\_Workforc  
e2019\_Q6\_Province-  
e.pdf

 Read PDF

 Download PDF



## Q07. Main province/territory of practice

<https://surveys.cma.ca/en/permalink/survey75>

Survey Date: 2019

Full Question: Q07. In what province/territory do you primarily work?


Topic: National licensure

Keywords: Province  
Territory  
Practice  
Work


Response Choices: British Columbia  
Alberta  
Saskatchewan  
Manitoba  
Ontario  
Quebec  
New Brunswick  
Nova Scotia  
Prince Edward Island  
Newfoundland & Labrador  
Northwest Territories  
Yukon  
Nunavut


## Documents


---



CMA\_Survey\_Workforc  
e2019\_Q7\_Practice\_Pr  
ovince-e.pdf

 Read PDF

 Download PDF



## Q08. Provision of patient/clinical care

<https://surveys.cma.ca/en/permalink/survey15>

Survey Date: 2017

Full Question: Q08. Do you provide patient/clinical care (either direct or indirect)?

Topic: Patient care

Access to services

Keywords: Access to services

Clinical care

Indirect patient care


Patient care


Practice setting


### Documents

---

CMA\_Survey\_Workforc  
e2017\_Q8\_PatientCare  
-e.pdf

 Read PDF

 Download PDF



## Q09. Applying for licensure in another jurisdiction

<https://surveys.cma.ca/en/permalink/survey77>

Survey Date: 2019

Full Question: Q09. Have you ever applied for a licence to practise medicine with a Canadian medical regulatory authority in a province or territory other than where you were first licensed to practise in Canada?

Topic: Access to services  
National licensure


Keywords: License  
Licensure


Response Choices: Yes  
No

### Documents

---

CMA\_Survey\_Workforce2019\_Q9\_Licensure.pdf

 Read PDF

 Download PDF



## Q09. Organization of practice (solo, group, etc.)

<https://surveys.cma.ca/en/permalink/survey16>


Survey Date: 2017

Full Question: Q09. How is your MAIN patient care setting organized? Check ONLY ONE. (Note that a solo or group practice could also include another health professional who does not have her/his own caseload).


Topic:	Work setting Patient care Hospital setting Collaborative practice
Keywords:	Collaborative practice Group practice Hospital setting Interprofessional Partner Patient care setting Practice setting Solo practice Team practice Work setting
Response Choices:	Solo practice Group practice – community based Interprofessional practice – community based (physician(s) & other health professional(s) who have their own caseloads) Hospital-based practice


## Documents

---



CMA\_Survey\_Workforce2017\_Q9\_OrgSetting-e.pdf

 Read PDF

 Download PDF

Q10. Obstacles to applying for licensure

<https://surveys.cma.ca/en/permalink/survey79>

Survey Date: 2019

Full Question: Q10. What factors did you consider significant obstacles with respect to applying for licensure in another province or territory?


Topic: Access to services  
National licensure

Keywords: License  
Licensure  
Barriers  
Practice obstacles

Response Choices: Obtaining credential verification for or from the provincial/territorial regulatory authority  
Obtaining letter(s) of good standing from the provincial/territorial regulatory authority  
Obtaining reference or character letters  
Obtaining police record check  
Cost of getting licensed in the other province or territory  
Length of the process to obtain a licence in the other province or territory  
The overall complexity of the process to obtain a licence  
Other, please specify:  
There were no significant obstacles

## Documents

---



CMA\_Survey\_Workforce2019\_Q10\_Licensure\_Obstacles-e.pdf

 Read PDF

 Download PDF

Thumbnail of a survey results table for Q11. The table title is "CMA Physician Workforce Survey, 2019: Tabular Results by FFSIP or Other Specialty, Gender, Age, and Province/Territory". It contains multiple columns of data representing different demographic and professional categories.

## Q11. Support for national licensure

<https://surveys.cma.ca/en/permalink/survey82>

Survey Date: 2019

Full Question: Q11. How supportive would you be of the implementation of national licensure that would enable practice in all Canadian provinces/territories?

Topic: Access to services  
National licensure

Keywords: License  
Licensure

Response Choices: Not at all supportive  
Not very supportive  
No opinion  
Somewhat supportive  
Very supportive

### Documents

---

Thumbnail of a survey results table for Q11. The table title is "CMA Physician Workforce Survey, 2019: Tabular Results by FFSIP or Other Specialty, Gender, Age, and Province/Territory". It contains multiple columns of data representing different demographic and professional categories.

CMA\_Survey\_Workforce2019\_Q11\_National\_Licensure-e.pdf

Read PDF

Download PDF

Thumbnail of a survey results table for Q12. The table title is "CMA Physician Workforce Survey, 2019: Tabular Results by FFSIP or Other Specialty, Gender, Age, and Province/Territory". It contains multiple columns of data representing different demographic and professional categories.

## Q12. Impact of national licensure on physician practices

<https://surveys.cma.ca/en/permalink/survey83>

Survey Date: 2019



Full Question: Q12. If a national licensure system were implemented today, how likely would you be to:  
Highly unlikely  
Somewhat unlikely  
Unsure  
Somewhat likely  
Highly likely


Topic: Access to services  
National licensure  
Patient care

Keywords: License  
Licensure  
Changes  
Portability  
Locum  
Virtual care  
Rural practice  
Access

Response Choices: Seek out locum opportunities in other provinces/ territories  
Practise in multiple provinces/territories on an ongoing basis  
Provide virtual care (e.g., telemedicine) to patients in other provinces/territories  
Practise temporarily in rural/remote areas in other provinces/territories  
Participate in further training in another province or territory

## Documents

---



CMA\_Survey\_Workforc  
e2019\_Q12\_Impact\_Na  
tional\_Licensure-e.pdf

 Read PDF

 Download PDF



Thumbnail of a survey results table for Q14. The table title is "Q14: Provision of Patient/Clinical Care, 2019, National Results by FPEP or Other Specialist, Gender, Age, and Practice Setting". The table has columns for "Response", "Total", "Male", "Female", "Age Group", "Practice Setting", and "FPEP/Other Specialist".

## Q14. Provision of patient/clinical care

<https://surveys.cma.ca/en/permalink/survey99>

Survey Date: 2019

Full Question: Q14. Do you provide patient/clinical care (either direct or indirect)?

Topic: Access to services  
Patient care

Keywords: Patients  
Clinical care  
Direct clinical care  
Indirect clinical care

Response Choices: Yes  
No

### Documents

---

Thumbnail of a survey results table for Q14. The table title is "Q14: Provision of Patient/Clinical Care, 2019, National Results by FPEP or Other Specialist, Gender, Age, and Practice Setting". The table has columns for "Response", "Total", "Male", "Female", "Age Group", "Practice Setting", and "FPEP/Other Specialist".

CMA\_Survey\_Workforce2019\_Q14\_Provision-e.pdf

Read PDF

Download PDF

Thumbnail of a survey results table for Q17. The table title is "Q17: Accepting new patients, 2017, National Results by FPEP or Other Specialist, Gender, Age, and Practice Setting". The table has columns for "Response", "Total", "Male", "Female", "Age Group", "Practice Setting", and "FPEP/Other Specialist".

## Q17. Accepting new patients

<https://surveys.cma.ca/en/permalink/survey24>

Survey Date: 2017

Full Question: Q17. To what extent is your practice accepting new patients into your MAIN patient care setting? Please check only ONE.


Topic: Patient care  
Hours of work and workload  
Access to services

Keywords: Access to services  
Appointment availability  
Overworked  
Patient care  
Patient load  
Wait time  
Work hours  
Workload  
Wait times  
Waiting times


Response Choices: No restrictions; practice is open to all new patients  
Partially closed  
Completely closed  
Does not apply to my practice setting


## Documents


---



CMA\_Survey\_Workforce2017\_Q17\_PracticeStatus-e.pdf

 Read PDF

 Download PDF



## Q18. Number of patients seen

<https://surveys.cma.ca/en/permalink/survey25>

Survey Date: 2017


Full Question: Q18. Please estimate the number of patients you see in a TYPICAL WEEK, EXCLUDING patient visits while you are on-call (on-call is defined as time outside of regularly scheduled activity during which you are available to patients):

Topic: Patient care  
Hours of work and workload  
Access to services  
On-call activities


Keywords: Access to services  
Appointment availability  
Overworked  
Patient care  
Patient load  
Wait time  
Work hours  
Workload  
Wait times  
Waiting times


### Documents

---



CMA\_Survey\_Workforc  
e2017\_Q18\_NumPatien  
ts-e.pdf

 Read PDF

 Download PDF

Thumbnail of a survey results table for Q18. The table has multiple columns and rows, with a header row containing various demographic and professional information. The data is presented in a grid format.

## Q18. Providing on-call

<https://surveys.cma.ca/en/permalink/survey104>

Survey Date: 2019

Full Question: Q18. Do you provide on-call services?

Topic: Hours of work and workload  
On-call activities  
Access to services  
Patient care  
Oncall

Keywords: On-call service  
Workload  
Oncall activities  
Oncall

Response Choices: Yes  
No

### Documents

---

Thumbnail of a survey results table for Q18. The table has multiple columns and rows, with a header row containing various demographic and professional information. The data is presented in a grid format.

CMA\_Survey\_Workforce2019\_Q18\_OnCallHrs-e.pdf

Read PDF

Download PDF

Thumbnail of a survey results table for Q19a. The table has multiple columns and rows, with a header row containing various demographic and professional information. The data is presented in a grid format.

## Q19a. Patient access for URGENT cases

<https://surveys.cma.ca/en/permalink/survey26>

Survey Date: 2017

Full Question: Q19a. Typically, if a patient visits your office or is referred to you, how long would that patient wait until the first available appointment WITH YOU OR YOUR PRACTICE?


Topic: Patient care  
Hours of work and workload  
Access to services

Keywords: Access to services  
Appointment availability  
Overworked  
Patient care  
Patient load  
Referral  
Wait time  
Work hours  
Workload  
Wait times  
Waiting times


Response Choices: same day  
number of days


## Documents


---



CMA\_Survey\_Workforc  
e2017\_Q19a\_WaitTime  
UrgCare-e.pdf

 Read PDF

 Download PDF



## Q19. Average on-call hours

<https://surveys.cma.ca/en/permalink/survey106>

Survey Date: 2019

Full Question: Q19. Estimate your average number of on-call work hours per month:

Topic: Access to services  
Hours of work and workload  
Patient care  
On-call activities  
Oncall

Keywords: Oncall  
Time  
Oncall activities  
On-call hours  
Workload


### Documents

---

CMA\_Survey\_Workforce2019\_Q19\_AvgOnCallHrs-e.pdf

Read PDF

Download PDF



## Q19b. Patient access for NON-URGENT cases

<https://surveys.cma.ca/en/permalink/survey71>

Survey Date: 2017



Full Question: Q19b. Typically, if a patient visits your office or is referred to you, how long would that patient wait until the first available appointment WITH YOU OR YOUR PRACTICE?


Topic: Patient care  
Hours of work and workload  
Access to services

Keywords: Access to services  
Appointment availability  
Overworked  
Patient care  
Patient load  
Referral  
Wait time  
Work hours  
Workload  
Wait times  
Waiting times


Response Choices: same week  
number of weeks


## Documents

---




CMA\_Survey\_Workforc  
e2017\_Q19b\_WaitTime  
NonUrgCare-e.pdf

 Read PDF

 Download PDF

## Q20. Access to resources

<https://surveys.cma.ca/en/permalink/survey27>



Survey Date: 2017

Full Question: Q20. Rate your access to the following for your patients:

Topic: Satisfaction  
Patient care  
Hospital setting  
Access to services

Keywords: Access to services  
Appointment availability  
Clinical care  
Hospital  
Patient care  
Referral  
Satisfaction (professional)

Response Choices: Operating room  
Endoscopy suites  
Procedural rooms  
Long-term care beds (e.g., nursing home, chronic care, etc.)  
Hospital in-patient care on an urgent basis  
Hospital care for elective procedures  
Routine diagnostic services (e.g., lab, x-rays, etc.)  
Advanced diagnostic services (e.g., MRI, CT, etc.)  
Home care  
Palliative care

## Documents

---



CMA\_Survey\_Workforc  
e2017\_Q20\_Access-  
e.pdf

 Read PDF

 Download PDF

CMA Physician Workforce Survey, 2019: National Results by FPPSP or Other Specialty, Gender, Age, and Provincial/Territory

Specialty	Gender	Age	Provincial/Territory	Response Rate	Number of Physicians	Number of Practices
All Physicians	Male	18-29	Alberta	100%	1	1
			British Columbia	100%	1	1
			Manitoba	100%	1	1
	30-39	Alberta	100%	1	1	
		British Columbia	100%	1	1	
		Manitoba	100%	1	1	
	40-49	Alberta	100%	1	1	
		British Columbia	100%	1	1	
		Manitoba	100%	1	1	
	50-59	Alberta	100%	1	1	
		British Columbia	100%	1	1	
		Manitoba	100%	1	1	
60-69	Alberta	100%	1	1		
	British Columbia	100%	1	1		
	Manitoba	100%	1	1		
70+	Alberta	100%	1	1		
	British Columbia	100%	1	1		
	Manitoba	100%	1	1		
Female	18-29	Alberta	100%	1	1	
		British Columbia	100%	1	1	
		Manitoba	100%	1	1	
30-39	Alberta	100%	1	1		
	British Columbia	100%	1	1		
	Manitoba	100%	1	1		
40-49	Alberta	100%	1	1		
	British Columbia	100%	1	1		
	Manitoba	100%	1	1		
50-59	Alberta	100%	1	1		
	British Columbia	100%	1	1		
	Manitoba	100%	1	1		
60-69	Alberta	100%	1	1		
	British Columbia	100%	1	1		
	Manitoba	100%	1	1		
70+	Alberta	100%	1	1		
	British Columbia	100%	1	1		
	Manitoba	100%	1	1		

## Q20. On-call hours in direct patient care

<https://surveys.cma.ca/en/permalink/survey109>

Survey Date: 2019

Full Question: Q20. Estimate how many of your on-call hours each month are actually spent in direct patient care (e.g., phone, email, face-to-face):

Topic: Access to services  
Hours of work and workload  
On-call activities  
Patient care  
Oncall

Keywords: Oncall  
On-call hours  
Time  
Workload


### Documents

---

CMA\_Survey\_Workforce2019\_Q20\_OnCallHrsPtCare-e.pdf

Read PDF

Download PDF



## Q21b. Rating of collaboration

<https://surveys.cma.ca/en/permalink/survey30>

Survey Date: 2017


Full Question: Q21b. How would you rate your interprofessional collaborative practice(s) in terms of optimal care for patients?

Topic: Patient care  
Collaborative practice


Keywords: Collaborative practice  
Group practice  
Interprofessional  
Patient care  
Team practice


### Documents

---



CMA\_Survey\_Workforce2017\_Q21b\_CollaborativePracticeRating-e.pdf

 Read PDF

 Download PDF