



Q02. Satisfaction (professional life, balance)

<https://surveys.cma.ca/en/permalink/survey89>

Survey Date: 2019


Full Question: Q02. Rate your satisfaction with each of the following:
 Very dissatisfied
 Dissatisfied
 Neutral
 Satisfied
 Very satisfied

Topic: Satisfaction
 Hours of work and workload


Keywords: Work-life balance
 doctor satisfaction
 Physician satisfaction


Response Choices: Your professional life
 The balance between your personal and professional commitments

Documents



CMA_Survey_Workforc
 e2019_Q2_Satisfaction
 -e.pdf

 Read PDF

 Download PDF

Q15. Work Setting

<https://surveys.cma.ca/en/permalink/survey100>

Survey Date: 2019

Full Question: Q15. Which of the following is your primary work setting?

Topic: Hospital setting
Work setting

Keywords: Where do physicians work?
Location
Work setting
Physician setting

Response Choices: Private office/clinic (excluding free standing walk-in clinics)
Community clinic/Community health centre
Free-standing walk-in clinic
Academic health sciences centre (AHSC)
Non-AHSC teaching hospital
Community hospital
Other hospital
Emergency department (in community hospital or AHSC)
Nursing home/ Long term care facility / Seniors' residence
University
Research Unit
Free-standing lab/diagnostic clinic
Administrative office / Corporate Office
Other

Documents

CMA_Survey_Workforc
e2019_Q15_Work_Setti
ng-e.pdf

Read PDF

Download PDF

Q16. Electronic tools used by physicians

<https://surveys.cma.ca/en/permalink/survey103>

Survey Date: 2019

Full Question: Q16. Please indicate which of the following electronic tools you use in the care of your patients

Topic: Patient care
Electronic records and tools

Keywords: Electronic medical records
EMR
Electronic health record
EHR
Patient notes

Response Choices: Reminders for patient care
Ordering lab tests
Ordering diagnostic tests
Receipt of hospital visit and discharge information
Clinical decision support tool
Access to list of medications taken by a patient
Warnings for drug interactions
Interface to pharmacy/pharmacist
Access to lab test/diagnostic results
Referral to other physicians
Secure transfer of patient information
Access to provincial/territorial patient information systems
Interface to non-doctor health professionals
An Artificial Intelligence (AI)
None of the above


Documents

CMA_Survey_Workforc
e2019_Q16_Electronic_

Tools-e.pdf

 Read PDF

 Download PDF



Q17. Electronic tools used by patients

<https://surveys.cma.ca/en/permalink/survey88>

Survey Date: 2019

Full Question: Q17. Which of the following can patients in your practice do?

Topic: Patient care

Electronic records and tools

Keywords: Electronic medical records

EMR

Electronic health record

EHR

Patient notes

Virtual care

Visit

Consult

e-scheduling

Online records

Online prescriptions

email

Response Choices: Request appointments online (i.e. advance access e-scheduling)

Request prescription renewals online

View information from their health record online (e.g. lab test results or immunization history)

Electronically add measurements (e.g. blood pressure readings) to their electronic record

Electronically add text and/or other documentation to their electronic record


Visit with you virtually (i.e. online by video)

Consult with you via email or text message

None of the above

N/A (e.g. hospital practice only)

Documents



The thumbnail shows a table with a header row and several data rows. The header row includes columns for 'Province/Territory', 'Year', 'FTEs', 'FTEs per 1,000 population', 'FTEs per 1,000 population (2019)', 'FTEs per 1,000 population (2018)', 'FTEs per 1,000 population (2017)', 'FTEs per 1,000 population (2016)', 'FTEs per 1,000 population (2015)', 'FTEs per 1,000 population (2014)', 'FTEs per 1,000 population (2013)', 'FTEs per 1,000 population (2012)', 'FTEs per 1,000 population (2011)', 'FTEs per 1,000 population (2010)', 'FTEs per 1,000 population (2009)', 'FTEs per 1,000 population (2008)', 'FTEs per 1,000 population (2007)', 'FTEs per 1,000 population (2006)', 'FTEs per 1,000 population (2005)', 'FTEs per 1,000 population (2004)', 'FTEs per 1,000 population (2003)', 'FTEs per 1,000 population (2002)', 'FTEs per 1,000 population (2001)', 'FTEs per 1,000 population (2000)'. The data rows follow a similar structure with numerical values.


CMA_Survey_Workforc
e2019_Q17_Electronic
Tools-e.pdf



Read PDF



Download PDF



Q18. Providing on-call

<https://surveys.cma.ca/en/permalink/survey104>

Survey Date: 2019


Full Question: Q18. Do you provide on-call services?

Topic: Hours of work and workload
On-call activities
Access to services
Patient care
Oncall


Keywords: On-call service
Workload
Oncall activities
Oncall


Response Choices: Yes
No

Documents



CMA_Survey_Workforce2019_Q18_OnCallHrs-e.pdf

 Read PDF

 Download PDF

Q19. Average on-call hours

<https://surveys.cma.ca/en/permalink/survey106>

Survey Date: 2019

Full Question: Q19. Estimate your average number of on-call work hours per month:

Topic: Access to services
Hours of work and workload
Patient care
On-call activities
Oncall

Keywords: Oncall
Time
Oncall activities
On-call hours
Workload

Documents

CMA_Survey_Workforce2019_Q19_AvgOnCallHrs-e.pdf

Read PDF

Download PDF

Q20. On-call hours in direct patient care

<https://surveys.cma.ca/en/permalink/survey109>

Survey Date: 2019

Full Question: Q20. Estimate how many of your on-call hours each month are actually spent in direct patient care (e.g., phone, email, face-to-face):

Topic: Access to services
Hours of work and workload
On-call activities
Patient care
Oncall

Keywords: Oncall
On-call hours
Time
Workload

Documents

CMA_Survey_Workforc
e2019_Q20_OnCallHrs
PtCare-e.pdf

Read PDF

Download PDF

Q21 & Q22. Work hours

<https://surveys.cma.ca/en/permalink/survey112>

Survey Date: 2019


Full Question: Q21 & Q22. EXCLUDING ON-CALL ACTIVITIES, how many HOURS IN AN AVERAGE WEEK do you usually spend on the following activities? Assume each activity is mutually exclusive for reporting purposes (i.e., if an activity spans two categories, please report hours in only one category).

Topic: Hours of work and workload
Access to services
Patient care
Practice management (e.g., overhead costs, paperwork)
On-call activities
Oncall


Keywords: Workload
Time
Oncall

Response Choices: Direct patient care without a teaching component, regardless of setting
Direct patient care with a teaching component, regardless of setting
Teaching/Education without direct patient care (contact with students/residents, preparation, marking, evaluations, etc.)
Indirect patient care (charting, reports, phone calls, meeting patients' family, etc.)
Health facility committees (academic planning committees)
Administration (i.e., management of university program, chief of staff, department head, Ministry of Health, etc.)
Research (including management of research and publications)
Managing your practice (staff, facility, equipment, etc.)
Continuing medical education/professional development (courses, reading, videos, tapes, seminars, etc.)
Other
TOTAL HOURS WORKED PER WEEK

Documents



CMA_Survey_Workforce2019_Q21_Q22Work_hours-e.pdf

 Read PDF



Download PDF