

Q02. Satisfaction (professional life, balance)

<https://surveys.cma.ca/en/permalink/survey89>

Survey Date: 2019

Full Question: Q02. Rate your satisfaction with each of the following:
 Very dissatisfied
 Dissatisfied
 Neutral
 Satisfied
 Very satisfied


Topic: Satisfaction
 Hours of work and workload


Keywords: Work-life balance
 doctor satisfaction
 Physician satisfaction

Response Choices: Your professional life
 The balance between your personal and professional commitments


Documents

CMA_Survey_Workforce2019_Q2_Satisfaction-e.pdf

 Read PDF

 Download PDF

Q12. Impact of national licensure on physician practices



<https://surveys.cma.ca/en/permalink/survey83>

Survey Date: 2019


Full Question: Q12. If a national licensure system were implemented today, how likely would you be to:
Highly unlikely
Somewhat unlikely
Unsure
Somewhat likely
Highly likely

Topic: Access to services
National licensure
Patient care

Keywords: License
Licensure
Changes
Portability
Locum
Virtual care
Rural practice
Access

Response Choices: Seek out locum opportunities in other provinces/ territories
Practise in multiple provinces/territories on an ongoing basis
Provide virtual care (e.g., telemedicine) to patients in other provinces/territories
Practise temporarily in rural/remote areas in other provinces/territories
Participate in further training in another province or territory

Documents



CMA_Survey_Workforce2019_Q12_Impact_National_Licensure-e.pdf

 Read PDF

 Download PDF

Thumbnail of a survey results table showing data for Q13. The table has multiple columns and rows, with a header row and several data rows. The data appears to be organized by region or province.

Q13. Agreement that national licensure will improve access

<https://surveys.cma.ca/en/permalink/survey85>

Survey Date: 2019

Full Question: Q13. To what extent do you agree that national licensure will improve access to care for Canadians?

Topic: Access to services
National licensure
Patient care

Keywords: License
Licensure
Better
Patients
Access

Response Choices: Strongly disagree
Somewhat disagree
Neither agree nor disagree
Somewhat agree
Strongly agree

Documents

Thumbnail of a survey results table showing data for Q13. The table has multiple columns and rows, with a header row and several data rows. The data appears to be organized by region or province.

CMA_Survey_Workforce2019_Q13_Agreement_National_Licensure-e.pdf

Read PDF

Download PDF

Q14 Provision of Patient Services, 2019, National Results by FPEP or Other Specialist, Gender, Age, and Province/Territory

| Province/Territory | Gender | Age | Response |
|-----------------------|--------|-------|----------|
| Alberta | Male | 18-24 | 100% |
| | Female | 18-24 | 100% |
| British Columbia | Male | 18-24 | 100% |
| | Female | 18-24 | 100% |
| Manitoba | Male | 18-24 | 100% |
| | Female | 18-24 | 100% |
| Ontario | Male | 18-24 | 100% |
| | Female | 18-24 | 100% |
| Quebec | Male | 18-24 | 100% |
| | Female | 18-24 | 100% |
| Atlantic | Male | 18-24 | 100% |
| | Female | 18-24 | 100% |
| Northwest Territories | Male | 18-24 | 100% |
| | Female | 18-24 | 100% |
| Yukon | Male | 18-24 | 100% |
| | Female | 18-24 | 100% |
| Northwest Territories | Male | 25-34 | 100% |
| | Female | 25-34 | 100% |
| Yukon | Male | 25-34 | 100% |
| | Female | 25-34 | 100% |
| Alberta | Male | 35-44 | 100% |
| | Female | 35-44 | 100% |
| British Columbia | Male | 35-44 | 100% |
| | Female | 35-44 | 100% |
| Manitoba | Male | 35-44 | 100% |
| | Female | 35-44 | 100% |
| Ontario | Male | 35-44 | 100% |
| | Female | 35-44 | 100% |
| Quebec | Male | 35-44 | 100% |
| | Female | 35-44 | 100% |
| Atlantic | Male | 35-44 | 100% |
| | Female | 35-44 | 100% |
| Northwest Territories | Male | 35-44 | 100% |
| | Female | 35-44 | 100% |
| Yukon | Male | 35-44 | 100% |
| | Female | 35-44 | 100% |
| Alberta | Male | 45-54 | 100% |
| | Female | 45-54 | 100% |
| British Columbia | Male | 45-54 | 100% |
| | Female | 45-54 | 100% |
| Manitoba | Male | 45-54 | 100% |
| | Female | 45-54 | 100% |
| Ontario | Male | 45-54 | 100% |
| | Female | 45-54 | 100% |
| Quebec | Male | 45-54 | 100% |
| | Female | 45-54 | 100% |
| Atlantic | Male | 45-54 | 100% |
| | Female | 45-54 | 100% |
| Northwest Territories | Male | 45-54 | 100% |
| | Female | 45-54 | 100% |
| Yukon | Male | 45-54 | 100% |
| | Female | 45-54 | 100% |
| Alberta | Male | 55-64 | 100% |
| | Female | 55-64 | 100% |
| British Columbia | Male | 55-64 | 100% |
| | Female | 55-64 | 100% |
| Manitoba | Male | 55-64 | 100% |
| | Female | 55-64 | 100% |
| Ontario | Male | 55-64 | 100% |
| | Female | 55-64 | 100% |
| Quebec | Male | 55-64 | 100% |
| | Female | 55-64 | 100% |
| Atlantic | Male | 55-64 | 100% |
| | Female | 55-64 | 100% |
| Northwest Territories | Male | 55-64 | 100% |
| | Female | 55-64 | 100% |
| Yukon | Male | 55-64 | 100% |
| | Female | 55-64 | 100% |
| Alberta | Male | 65-74 | 100% |
| | Female | 65-74 | 100% |
| British Columbia | Male | 65-74 | 100% |
| | Female | 65-74 | 100% |
| Manitoba | Male | 65-74 | 100% |
| | Female | 65-74 | 100% |
| Ontario | Male | 65-74 | 100% |
| | Female | 65-74 | 100% |
| Quebec | Male | 65-74 | 100% |
| | Female | 65-74 | 100% |
| Atlantic | Male | 65-74 | 100% |
| | Female | 65-74 | 100% |
| Northwest Territories | Male | 65-74 | 100% |
| | Female | 65-74 | 100% |
| Yukon | Male | 65-74 | 100% |
| | Female | 65-74 | 100% |
| Alberta | Male | 75+ | 100% |
| | Female | 75+ | 100% |
| British Columbia | Male | 75+ | 100% |
| | Female | 75+ | 100% |
| Manitoba | Male | 75+ | 100% |
| | Female | 75+ | 100% |
| Ontario | Male | 75+ | 100% |
| | Female | 75+ | 100% |
| Quebec | Male | 75+ | 100% |
| | Female | 75+ | 100% |
| Atlantic | Male | 75+ | 100% |
| | Female | 75+ | 100% |
| Northwest Territories | Male | 75+ | 100% |
| | Female | 75+ | 100% |
| Yukon | Male | 75+ | 100% |
| | Female | 75+ | 100% |

Q14. Provision of patient/clinical care

<https://surveys.cma.ca/en/permalink/survey99>

Survey Date: 2019

Full Question: Q14. Do you provide patient/clinical care (either direct or indirect)?

Topic: Access to services

Patient care

Keywords: Patients

Clinical care

Direct clinical care

Indirect clinical care

Response Choices: Yes

No

Documents

CMA_Survey_Workforc
e2019_Q14_Provision-
e.pdf

Read PDF

Download PDF

Q15 Work Setting, 2019, National Results by FPEP or Other Specialist, Gender, Age, and Province/Territory

| Province/Territory | Gender | Age | Response |
|-----------------------|--------|-------|----------|
| Alberta | Male | 18-24 | 100% |
| | Female | 18-24 | 100% |
| British Columbia | Male | 18-24 | 100% |
| | Female | 18-24 | 100% |
| Manitoba | Male | 18-24 | 100% |
| | Female | 18-24 | 100% |
| Ontario | Male | 18-24 | 100% |
| | Female | 18-24 | 100% |
| Quebec | Male | 18-24 | 100% |
| | Female | 18-24 | 100% |
| Atlantic | Male | 18-24 | 100% |
| | Female | 18-24 | 100% |
| Northwest Territories | Male | 18-24 | 100% |
| | Female | 18-24 | 100% |
| Yukon | Male | 18-24 | 100% |
| | Female | 18-24 | 100% |
| Alberta | Male | 25-34 | 100% |
| | Female | 25-34 | 100% |
| British Columbia | Male | 25-34 | 100% |
| | Female | 25-34 | 100% |
| Manitoba | Male | 25-34 | 100% |
| | Female | 25-34 | 100% |
| Ontario | Male | 25-34 | 100% |
| | Female | 25-34 | 100% |
| Quebec | Male | 25-34 | 100% |
| | Female | 25-34 | 100% |
| Atlantic | Male | 25-34 | 100% |
| | Female | 25-34 | 100% |
| Northwest Territories | Male | 25-34 | 100% |
| | Female | 25-34 | 100% |
| Yukon | Male | 25-34 | 100% |
| | Female | 25-34 | 100% |
| Alberta | Male | 35-44 | 100% |
| | Female | 35-44 | 100% |
| British Columbia | Male | 35-44 | 100% |
| | Female | 35-44 | 100% |
| Manitoba | Male | 35-44 | 100% |
| | Female | 35-44 | 100% |
| Ontario | Male | 35-44 | 100% |
| | Female | 35-44 | 100% |
| Quebec | Male | 35-44 | 100% |
| | Female | 35-44 | 100% |
| Atlantic | Male | 35-44 | 100% |
| | Female | 35-44 | 100% |
| Northwest Territories | Male | 35-44 | 100% |
| | Female | 35-44 | 100% |
| Yukon | Male | 35-44 | 100% |
| | Female | 35-44 | 100% |
| Alberta | Male | 45-54 | 100% |
| | Female | 45-54 | 100% |
| British Columbia | Male | 45-54 | 100% |
| | Female | 45-54 | 100% |
| Manitoba | Male | 45-54 | 100% |
| | Female | 45-54 | 100% |
| Ontario | Male | 45-54 | 100% |
| | Female | 45-54 | 100% |
| Quebec | Male | 45-54 | 100% |
| | Female | 45-54 | 100% |
| Atlantic | Male | 45-54 | 100% |
| | Female | 45-54 | 100% |
| Northwest Territories | Male | 45-54 | 100% |
| | Female | 45-54 | 100% |
| Yukon | Male | 45-54 | 100% |
| | Female | 45-54 | 100% |
| Alberta | Male | 55-64 | 100% |
| | Female | 55-64 | 100% |
| British Columbia | Male | 55-64 | 100% |
| | Female | 55-64 | 100% |
| Manitoba | Male | 55-64 | 100% |
| | Female | 55-64 | 100% |
| Ontario | Male | 55-64 | 100% |
| | Female | 55-64 | 100% |
| Quebec | Male | 55-64 | 100% |
| | Female | 55-64 | 100% |
| Atlantic | Male | 55-64 | 100% |
| | Female | 55-64 | 100% |
| Northwest Territories | Male | 55-64 | 100% |
| | Female | 55-64 | 100% |
| Yukon | Male | 55-64 | 100% |
| | Female | 55-64 | 100% |
| Alberta | Male | 65-74 | 100% |
| | Female | 65-74 | 100% |
| British Columbia | Male | 65-74 | 100% |
| | Female | 65-74 | 100% |
| Manitoba | Male | 65-74 | 100% |
| | Female | 65-74 | 100% |
| Ontario | Male | 65-74 | 100% |
| | Female | 65-74 | 100% |
| Quebec | Male | 65-74 | 100% |
| | Female | 65-74 | 100% |
| Atlantic | Male | 65-74 | 100% |
| | Female | 65-74 | 100% |
| Northwest Territories | Male | 65-74 | 100% |
| | Female | 65-74 | 100% |
| Yukon | Male | 65-74 | 100% |
| | Female | 65-74 | 100% |
| Alberta | Male | 75+ | 100% |
| | Female | 75+ | 100% |
| British Columbia | Male | 75+ | 100% |
| | Female | 75+ | 100% |
| Manitoba | Male | 75+ | 100% |
| | Female | 75+ | 100% |
| Ontario | Male | 75+ | 100% |
| | Female | 75+ | 100% |
| Quebec | Male | 75+ | 100% |
| | Female | 75+ | 100% |
| Atlantic | Male | 75+ | 100% |
| | Female | 75+ | 100% |
| Northwest Territories | Male | 75+ | 100% |
| | Female | 75+ | 100% |
| Yukon | Male | 75+ | 100% |
| | Female | 75+ | 100% |

Q15. Work Setting

<https://surveys.cma.ca/en/permalink/survey100>

Survey Date: 2019


Full Question: Q15. Which of the following is your primary work setting?

Topic: Hospital setting


Work setting


- Keywords: Where do physicians work?
Location
Work setting
Physician setting
- Response Choices: Private office/clinic (excluding free standing walk-in clinics)
Community clinic/Community health centre
Free-standing walk-in clinic
Academic health sciences centre (AHSC)
Non-AHSC teaching hospital
Community hospital
Other hospital
Emergency department (in community hospital or AHSC)
Nursing home/ Long term care facility / Seniors' residence
University
Research Unit
Free-standing lab/diagnostic clinic
Administrative office / Corporate Office
Other

Documents



CMA_Survey_Workforce2019_Q15_Work_Setting-e.pdf

 Read PDF

 Download PDF

Q16. Electronic tools used by physicians

<https://surveys.cma.ca/en/permalink/survey103>

Thumbnail of a survey results table with columns for Province/Territory, Age Group, and various response categories.

Survey Date: 2019

Full Question: Q16. Please indicate which of the following electronic tools you use in the care of your patients

Topic: Patient care
Electronic records and tools

Keywords: Electronic medical records
EMR
Electronic health record
EHR
Patient notes

Response Choices: Reminders for patient care
Ordering lab tests
Ordering diagnostic tests
Receipt of hospital visit and discharge information
Clinical decision support tool
Access to list of medications taken by a patient
Warnings for drug interactions
Interface to pharmacy/pharmacist
Access to lab test/diagnostic results
Referral to other physicians
Secure transfer of patient information
Access to provincial/territorial patient information systems
Interface to non-doctor health professionals
An Artificial Intelligence (AI)
None of the above

Documents

CMA_Survey_Workforce2019_Q16_Electronic_Tools-e.pdf

Read PDF

Download PDF

| Response | Percentage |
|--|------------|
| Request appointments online (i.e. advance access e-scheduling) | 12.5% |
| Request prescription renewals online | 12.5% |
| View information from their health record online (e.g. lab test results or immunization history) | 12.5% |
| Electronically add measurements (e.g. blood pressure readings) to their electronic record | 12.5% |
| Electronically add text and/or other documentation to their electronic record | 12.5% |
| Visit with you virtually (i.e. online by video) | 12.5% |
| Consult with you via email or text message | 12.5% |
| None of the above | 12.5% |
| N/A (e.g. hospital practice only) | 12.5% |

Q17. Electronic tools used by patients

<https://surveys.cma.ca/en/permalink/survey88>

| | |
|-------------------|---|
| Survey Date: | 2019 |
| Full Question: | Q17. Which of the following can patients in your practice do? |
| Topic: | Patient care Electronic records and tools |
| Keywords: | Electronic medical records EMR Electronic health record EHR Patient notes Virtual care Visit Consult e-scheduling Online records Online prescriptions email |
| Response Choices: | Request appointments online (i.e. advance access e-scheduling) Request prescription renewals online View information from their health record online (e.g. lab test results or immunization history) Electronically add measurements (e.g. blood pressure readings) to their electronic record Electronically add text and/or other documentation to their electronic record Visit with you virtually (i.e. online by video) Consult with you via email or text message None of the above N/A (e.g. hospital practice only) |


Documents

The table in the thumbnail displays national results for the CMA Physician Workforce Survey in 2019, categorized by FTEP or other specialty, gender, age, and province/territory. The data is presented in a grid format with multiple columns for each category.

CMA_Survey_Workforc
e2019_Q17_Electronic
Tools-e.pdf

 Read PDF

 Download PDF



Q18. Providing on-call

<https://surveys.cma.ca/en/permalink/survey104>

Survey Date: 2019

Full Question: Q18. Do you provide on-call services?


Topic: Hours of work and workload
On-call activities
Access to services
Patient care
Oncall


Keywords: On-call service
Workload
Oncall activities
Oncall

Response Choices: Yes
No

Documents

CMA_Survey_Workforce2019_Q18_OnCallHrs-e.pdf

 Read PDF

 Download PDF

Q20. On-call hours in direct patient care

<https://surveys.cma.ca/en/permalink/survey109>

Survey Date: 2019

Full Question: Q20. Estimate how many of your on-call hours each month are actually spent in direct patient care (e.g., phone, email, face-to-face):

Topic: Access to services
Hours of work and workload
On-call activities
Patient care
Oncall

Keywords: Oncall
On-call hours
Time
Workload

Documents

CMA_Survey_Workforc
e2019_Q20_OnCallHrs
PtCare-e.pdf

Read PDF

Download PDF

Q21 & Q22. Work hours

<https://surveys.cma.ca/en/permalink/survey112>

Survey Date: 2019


Full Question: Q21 & Q22. EXCLUDING ON-CALL ACTIVITIES, how many HOURS IN AN AVERAGE WEEK do you usually spend on the following activities? Assume each activity is mutually exclusive for reporting purposes (i.e., if an activity spans two categories, please report hours in only one category).

Topic: Hours of work and workload
 Access to services
 Patient care
 Practice management (e.g., overhead costs, paperwork)
 On-call activities
 Oncall


Keywords: Workload
 Time
 Oncall

Response Choices: Direct patient care without a teaching component, regardless of setting
 Direct patient care with a teaching component, regardless of setting
 Teaching/Education without direct patient care (contact with students/residents, preparation, marking, evaluations, etc.)
 Indirect patient care (charting, reports, phone calls, meeting patients' family, etc.)
 Health facility committees (academic planning committees)
 Administration (i.e., management of university program, chief of staff, department head, Ministry of Health, etc.)
 Research (including management of research and publications)
 Managing your practice (staff, facility, equipment, etc.)
 Continuing medical education/professional development (courses, reading, videos, tapes, seminars, etc.)
 Other
 TOTAL HOURS WORKED PER WEEK

Documents



CMA_Survey_Workforce2019_Q21_Q22Work_hours-e.pdf

 Read PDF

 Download PDF