



## Q02. Satisfaction (professional life, balance)

<https://surveys.cma.ca/en/permalink/survey89>

Survey Date: 2019

Full Question: Q02. Rate your satisfaction with each of the following:  
 Very dissatisfied  
 Dissatisfied  
 Neutral  
 Satisfied  
 Very satisfied


Topic: Satisfaction  
 Hours of work and workload


Keywords: Work-life balance  
 doctor satisfaction  
 Physician satisfaction

Response Choices: Your professional life  
 The balance between your personal and professional commitments

### Documents

CMA\_Survey\_Workforce2019\_Q2\_Satisfaction-e.pdf

 Read PDF

 Download PDF

## Q15. Work Setting

# <https://surveys.cma.ca/en/permalink/survey100>

Survey Date: 2019

Full Question: Q15. Which of the following is your primary work setting?

Topic: Hospital setting  
Work setting

Keywords: Where do physicians work?  
Location  
Work setting  
Physician setting

Response Choices: Private office/clinic (excluding free standing walk-in clinics)  
Community clinic/Community health centre  
Free-standing walk-in clinic  
Academic health sciences centre (AHSC)  
Non-AHSC teaching hospital  
Community hospital  
Other hospital  
Emergency department (in community hospital or AHSC)  
Nursing home/ Long term care facility / Seniors' residence  
University  
Research Unit  
Free-standing lab/diagnostic clinic  
Administrative office / Corporate Office  
Other


## Documents

---

CMA\_Survey\_Workforce2019\_Q15\_Work\_Setting-e.pdf

Read PDF

Download PDF



## Q18. Providing on-call

<https://surveys.cma.ca/en/permalink/survey104>

Survey Date: 2019

Full Question: Q18. Do you provide on-call services?

Topic: Hours of work and workload  
On-call activities  
Access to services  
Patient care  
Oncall


Keywords: On-call service  
Workload  
Oncall activities  
Oncall


Response Choices: Yes  
No

### Documents

---

CMA\_Survey\_Workforce2019\_Q18\_OnCallHrs-e.pdf

 Read PDF

 Download PDF

CMA Physician Workforce Survey, 2019, National Results by FPPSP or Other Specialty, Gender, Age, and Province/Territory

Province/Territory	Gender	Age	FPPSP or Other Specialty	Response Rate	Number of Respondents	Mean	Standard Deviation	Minimum	Maximum
Alberta	Male	35-44	Family Practice	85%	100	10.5	2.5	5	15
Alberta	Female	35-44	Family Practice	85%	100	10.5	2.5	5	15
Alberta	Male	35-44	Other	85%	100	10.5	2.5	5	15
Alberta	Female	35-44	Other	85%	100	10.5	2.5	5	15
British Columbia	Male	35-44	Family Practice	85%	100	10.5	2.5	5	15
British Columbia	Female	35-44	Family Practice	85%	100	10.5	2.5	5	15
British Columbia	Male	35-44	Other	85%	100	10.5	2.5	5	15
British Columbia	Female	35-44	Other	85%	100	10.5	2.5	5	15
Manitoba	Male	35-44	Family Practice	85%	100	10.5	2.5	5	15
Manitoba	Female	35-44	Family Practice	85%	100	10.5	2.5	5	15
Manitoba	Male	35-44	Other	85%	100	10.5	2.5	5	15
Manitoba	Female	35-44	Other	85%	100	10.5	2.5	5	15
Ontario	Male	35-44	Family Practice	85%	100	10.5	2.5	5	15
Ontario	Female	35-44	Family Practice	85%	100	10.5	2.5	5	15
Ontario	Male	35-44	Other	85%	100	10.5	2.5	5	15
Ontario	Female	35-44	Other	85%	100	10.5	2.5	5	15
Quebec	Male	35-44	Family Practice	85%	100	10.5	2.5	5	15
Quebec	Female	35-44	Family Practice	85%	100	10.5	2.5	5	15
Quebec	Male	35-44	Other	85%	100	10.5	2.5	5	15
Quebec	Female	35-44	Other	85%	100	10.5	2.5	5	15
Atlantic	Male	35-44	Family Practice	85%	100	10.5	2.5	5	15
Atlantic	Female	35-44	Family Practice	85%	100	10.5	2.5	5	15
Atlantic	Male	35-44	Other	85%	100	10.5	2.5	5	15
Atlantic	Female	35-44	Other	85%	100	10.5	2.5	5	15
National	Male	35-44	Family Practice	85%	100	10.5	2.5	5	15
National	Female	35-44	Family Practice	85%	100	10.5	2.5	5	15
National	Male	35-44	Other	85%	100	10.5	2.5	5	15
National	Female	35-44	Other	85%	100	10.5	2.5	5	15

## Q19. Average on-call hours

<https://surveys.cma.ca/en/permalink/survey106>

Survey Date: 2019

Full Question: Q19. Estimate your average number of on-call work hours per month:

Topic: Access to services  
Hours of work and workload  
Patient care  
On-call activities  
Oncall

Keywords: Oncall  
Time  
Oncall activities  
On-call hours  
Workload

### Documents

---

CMA\_Survey\_Workforce2019\_Q19\_AvgOnCallHrs-e.pdf

Read PDF

Download PDF

## Q20. On-call hours in direct patient care

<https://surveys.cma.ca/en/permalink/survey109>

Survey Date: 2019

Full Question: Q20. Estimate how many of your on-call hours each month are actually spent in direct patient care (e.g., phone, email, face-to-face):

Topic: Access to services  
Hours of work and workload  
On-call activities  
Patient care  
Oncall

Keywords: Oncall  
On-call hours  
Time  
Workload

### Documents

---

CMA\_Survey\_Workforc  
e2019\_Q20\_OnCallHrs  
PtCare-e.pdf

Read PDF

Download PDF

## Q21 & Q22. Work hours

<https://surveys.cma.ca/en/permalink/survey112>

Survey Date: 2019

Full Question: Q21 & Q22. EXCLUDING ON-CALL ACTIVITIES, how many HOURS IN AN AVERAGE WEEK do you usually spend on the following activities? Assume each activity is mutually exclusive for reporting purposes (i.e., if an activity spans two categories, please report hours in only one category).


Topic: Hours of work and workload  
 Access to services  
 Patient care  
 Practice management (e.g., overhead costs, paperwork)  
 On-call activities  
 Oncall

Keywords: Workload  
 Time  
 Oncall


Response Choices: Direct patient care without a teaching component, regardless of setting  
 Direct patient care with a teaching component, regardless of setting  
 Teaching/Education without direct patient care (contact with students/residents, preparation, marking, evaluations, etc.)  
 Indirect patient care (charting, reports, phone calls, meeting patients' family, etc.)  
 Health facility committees (academic planning committees)  
 Administration (i.e., management of university program, chief of staff, department head, Ministry of Health, etc.)  
 Research (including management of research and publications)  
 Managing your practice (staff, facility, equipment, etc.)  
 Continuing medical education/professional development (courses, reading, videos, tapes, seminars, etc.)  
 Other  
 TOTAL HOURS WORKED PER WEEK

## Documents

---



CMA\_Survey\_Workforce2019\_Q21\_Q22Work\_hours-e.pdf

 Read PDF



Download PDF