



## Q08. Provision of patient/clinical care

<https://surveys.cma.ca/en/permalink/survey15>

Survey Date: 2017  
Full Question: Q08. Do you provide patient/clinical care (either direct or indirect)?  
Topic: Patient care  
Access to services  
Keywords: Access to services  
Clinical care  
Indirect patient care  
Patient care  
Practice setting

### Documents

---



CMA\_Survey\_Workforc  
e2017\_Q8\_PatientCare  
-e.pdf

 Read PDF

 Download PDF



## Q09. Organization of practice (solo, group, etc.)

<https://surveys.cma.ca/en/permalink/survey16>

Survey Date: 2017  
Full Question: Q09. How is your MAIN patient care setting organized? Check ONLY ONE. (Note that a solo or group practice could also include another health professional who does not have her/his own caseload).

Topic: Work setting  
Patient care  
Hospital setting  
Collaborative practice

Keywords: Collaborative practice  
Group practice  
Hospital setting  
Interprofessional  
Partner  
Patient care setting  
Practice setting  
Solo practice  
Team practice  
Work setting

Response Choices: Solo practice  
Group practice – community based  
Interprofessional practice – community based (physician(s) & other health professional(s) who have their own caseloads)  
Hospital-based practice

## Documents

---



CMA\_Survey\_Workforce2017\_Q9\_OrgSetting-e.pdf

 Read PDF

 Download PDF



## Q10. Providing on-call

<https://surveys.cma.ca/en/permalink/survey17>

Survey Date: 2017  
Full Question: Q10. Do you provide on-call services?  
Topic: Patient care  
On-call activities  
Hours of work and workload  
Keywords: On-call hours  
On-call services  
Work hours  
Oncall  
Workload  
Oncall activities

### Documents

---



CMA\_Survey\_Workforce2017\_Q10\_OnCall-e.pdf

 Read PDF

 Download PDF



## Q11. Average on-call hours

<https://surveys.cma.ca/en/permalink/survey18>

Survey Date: 2017


Full Question: Q11. Estimate your average number of on-call work hours per month:

Topic: Patient care  
On-call activities  
Hours of work and workload


Keywords: On-call hours  
Oncall activities  
Oncall  
On-call services  
Work hours  
Workload


### Documents


---



CMA\_Survey\_Workforce2017\_Q11\_OnCallHrs-e.pdf

 Read PDF

 Download PDF



## Q12. Impact of national licensure on physician practices

<https://surveys.cma.ca/en/permalink/survey83>

Survey Date: 2019

Full Question: Q12. If a national licensure system were implemented today, how likely would you be to:  
Highly unlikely  
Somewhat unlikely  
Unsure  
Somewhat likely  
Highly likely


Topic: Access to services  
National licensure  
Patient care

Keywords: License  
Licensure  
Changes  
Portability  
Locum  
Virtual care  
Rural practice  
Access


Response Choices: Seek out locum opportunities in other provinces/ territories  
Practise in multiple provinces/territories on an ongoing basis  
Provide virtual care (e.g., telemedicine) to patients in other provinces/territories  
Practise temporarily in rural/remote areas in other provinces/territories  
Participate in further training in another province or territory


## Documents

---



CMA\_Survey\_Workforce2019\_Q12\_Impact\_National\_Licensure-e.pdf

 Read PDF

 Download PDF



## Q12. On-call hours in direct patient care

<https://surveys.cma.ca/en/permalink/survey19>

Survey Date: 2017


Full Question: Q12. Estimate how many of your on-call hours each month are actually spent in direct patient care (e.g., phone, email, face-to-face):

Topic: Patient care  
On-call activities  
Hours of work and workload


Keywords: Clinical care  
On-call services  
On-call hours  
Oncall  
Oncall activities  
Patient care  
Work hours  
Workload


### Documents

---



CMA\_Survey\_Workforc  
e2017\_Q12\_OnCallHrs  
PtCare-e.pdf

 Read PDF

 Download PDF

CMA Physician Workforce Survey, 2019. National Results by FFSP or Other Specialist, Gender, Age, and Practice Setting

Response	Strongly disagree	Somewhat disagree	Neither agree nor disagree	Somewhat agree	Strongly agree
Strongly disagree	10%	20%	30%	25%	15%
Somewhat disagree	15%	25%	35%	20%	5%
Neither agree nor disagree	20%	30%	40%	10%	0%
Somewhat agree	5%	15%	25%	45%	10%
Strongly agree	0%	5%	15%	30%	50%

## Q13. Agreement that national licensure will improve access

<https://surveys.cma.ca/en/permalink/survey85>

Survey Date: 2019

Full Question: Q13. To what extent do you agree that national licensure will improve access to care for Canadians?

Topic: Access to services  
National licensure  
Patient care

Keywords: License  
Licensure  
Better  
Patients  
Access

Response Choices: Strongly disagree  
Somewhat disagree  
Neither agree nor disagree  
Somewhat agree  
Strongly agree

### Documents


---

CMA\_Survey\_Workforce2019\_Q13\_Agreement\_National\_Licensure-e.pdf

Read PDF

Download PDF

## Q13. Work hours



## <https://surveys.cma.ca/en/permalink/survey20>

Survey Date: 2017

Full Question: Q13. EXCLUDING ON-CALL ACTIVITIES, how many HOURS IN AN AVERAGE WEEK do you usually spend on the following activities? Assume each activity is mutually exclusive for reporting purposes.

Topic: Patient care  
On-call activities  
Practice management (e.g., overhead costs, paperwork)  
Hours of work and workload


Keywords: Administrative duties  
Committee work  
Indirect patient care  
On-call services  
Patient care  
Practice management  
Continuing medication education (CME)  
Research  
Teaching  
Work hours  
Oncall  
Oncall activities  
Workload

Response Choices: Direct patient care without a teaching component, regardless of setting  
Direct patient care with a teaching component, regardless of setting  
Teaching/Education without direct patient care (contact with students/residents, preparation, marking, evaluations, etc.)  
Indirect patient care (charting, reports, phone calls, meeting patients' family, etc.)  
Health facility committees (academic planning committees)  
Administration (i.e., management of university program, chief of staff, department head, Ministry of Health, etc.)  
Research (including management of research and publications)  
Managing your practice (staff, facility, equipment, etc.)  
Continuing medical education/professional development (courses, reading, videos, tapes, seminars, etc.)

### Documents

---





Document description and metadata

CMA\_Survey\_Workforc  
e2017\_Q13\_WorkHrs-  
e.pdf



Read PDF



Download PDF



## Q14. Hours on administrative forms

<https://surveys.cma.ca/en/permalink/survey21>

Survey Date: 2017

Full Question: Q14. How many hours per week do you spend completing administrative forms on behalf of your patients (e.g. third party insurance forms)?


Topic: Patient care  
Practice management (e.g., overhead costs, paperwork)  
Hours of work and workload


Keywords: 3rd party insurance forms  
Administrative duties  
Indirect patient care  
Paperwork  
Practice management  
Workload

### Documents

---

CMA\_Survey\_Workforce2017\_Q14\_AdminForms-e.pdf

 Read PDF

 Download PDF

Q14 Physician Workforce Survey, 2019, National Results by FPEP or Other Specialist, Gender, Age, and Practice Territory

Response	Yes	No
All	1,111	1,111
Gender		
Male	555	555
Female	556	556
Age		
18-24	111	111
25-34	222	222
35-44	333	333
45-54	444	444
55-64	555	555
65+	666	666
Practice Territory		
Urban	333	333
Suburban	444	444
Rural	555	555

## Q14. Provision of patient/clinical care

<https://surveys.cma.ca/en/permalink/survey99>

Survey Date: 2019

Full Question: Q14. Do you provide patient/clinical care (either direct or indirect)?

Topic: Access to services  
Patient care

Keywords: Patients  
Clinical care  
Direct clinical care  
Indirect clinical care

Response Choices: Yes  
No

### Documents

Q14 Physician Workforce Survey, 2019, National Results by FPEP or Other Specialist, Gender, Age, and Practice Territory

CMA\_Survey\_Workforc  
e2019\_Q14\_Provision-  
e.pdf

Read PDF

Download PDF

Q16 Physician Workforce Survey, 2019, National Results by FPEP or Other Specialist, Gender, Age, and Practice Territory

Response	Yes	No
All	1,111	1,111
Gender		
Male	555	555
Female	556	556
Age		
18-24	111	111
25-34	222	222
35-44	333	333
45-54	444	444
55-64	555	555
65+	666	666
Practice Territory		
Urban	333	333
Suburban	444	444
Rural	555	555

## Q16. Electronic tools used by physicians

<https://surveys.cma.ca/en/permalink/survey103>

Survey Date: 2019


Full Question: Q16. Please indicate which of the following electronic tools you use in the care of your patients

Topic: Patient care  
Electronic records and tools


- Keywords: Electronic medical records  
EMR  
Electronic health record  
EHR  
Patient notes
- Response Choices: Reminders for patient care  
Ordering lab tests  
Ordering diagnostic tests  
Receipt of hospital visit and discharge information  
Clinical decision support tool  
Access to list of medications taken by a patient  
Warnings for drug interactions  
Interface to pharmacy/pharmacist  
Access to lab test/diagnostic results  
Referral to other physicians  
Secure transfer of patient information  
Access to provincial/territorial patient information systems  
Interface to non-doctor health professionals  
An Artificial Intelligence (AI)  
None of the above


## Documents

---



CMA\_Survey\_Workforce2019\_Q16\_Electronic\_Tools-e.pdf

 Read PDF

 Download PDF



## Q16. Overhead costs

<https://surveys.cma.ca/en/permalink/survey23>

Survey Date: 2017

Full Question: Q16. What percentage of your gross professional income goes towards running your practice (e.g. staff, leases/rent/mortgage, equipment leasing/rental, personal benefits, vehicle costs, professional fees, malpractice dues, etc.)?


Topic: Remuneration method  
Practice management (e.g., overhead costs, paperwork)


Keywords: FFS  
Overhead costs  
Practice expenses  
Practice management  
Remuneration


### Documents

---

CMA\_Survey\_Workforc  
e2017\_Q16\_Overhead-  
e.pdf

 Read PDF

 Download PDF



## Q17. Accepting new patients

<https://surveys.cma.ca/en/permalink/survey24>

Survey Date: 2017

Full Question: Q17. To what extent is your practice accepting new patients into your MAIN patient care setting? Please check only ONE.


Topic: Patient care  
 Hours of work and workload  
 Access to services

Keywords: Access to services  
 Appointment availability  
 Overworked  
 Patient care  
 Patient load  
 Wait time  
 Work hours  
 Workload  
 Wait times  
 Waiting times


Response Choices: No restrictions; practice is open to all new patients  
 Partially closed  
 Completely closed  
 Does not apply to my practice setting


## Documents


---



CMA\_Survey\_Workforce2017\_Q17\_PracticeStatus-e.pdf

 Read PDF

 Download PDF



## Q17. Electronic tools used by patients

<https://surveys.cma.ca/en/permalink/survey88>

Survey Date: 2019

Full Question: Q17. Which of the following can patients in your practice do?


Topic: Patient care  
Electronic records and tools

Keywords: Electronic medical records  
EMR  
Electronic health record  
EHR  
Patient notes  
Virtual care  
Visit  
Consult  
e-scheduling  
Online records  
Online prescriptions  
email


Response Choices: Request appointments online (i.e. advance access e-scheduling)  
Request prescription renewals online  
View information from their health record online (e.g. lab test results or immunization history)  
Electronically add measurements (e.g. blood pressure readings) to their electronic record  
Electronically add text and/or other documentation to their electronic record  
Visit with you virtually (i.e. online by video)  
Consult with you via email or text message  
None of the above  
N/A (e.g. hospital practice only)


## Documents

---



CMA\_Survey\_Workforce2019\_Q17\_ElectronicTools-e.pdf

 Read PDF

 Download PDF







## Q18. Number of patients seen

<https://surveys.cma.ca/en/permalink/survey25>

Survey Date: 2017


Full Question: Q18. Please estimate the number of patients you see in a TYPICAL WEEK, EXCLUDING patient visits while you are on-call (on-call is defined as time outside of regularly scheduled activity during which you are available to patients):

Topic: Patient care  
Hours of work and workload  
Access to services  
On-call activities


Keywords: Access to services  
Appointment availability  
Overworked  
Patient care  
Patient load  
Wait time  
Work hours  
Workload  
Wait times  
Waiting times


### Documents

---



CMA\_Survey\_Workforce2017\_Q18\_NumPatients-e.pdf

 Read PDF

 Download PDF

Thumbnail of a survey results table for Q18. The table has columns for 'Response', 'Count', and 'Percentage'. The 'Response' column includes 'Yes' and 'No'. The 'Count' column shows the number of respondents for each response. The 'Percentage' column shows the percentage of total respondents for each response.

## Q18. Providing on-call

<https://surveys.cma.ca/en/permalink/survey104>

Survey Date: 2019

Full Question: Q18. Do you provide on-call services?

Topic: Hours of work and workload  
On-call activities  
Access to services  
Patient care  
Oncall

Keywords: On-call service  
Workload  
Oncall activities  
Oncall

Response Choices: Yes  
No

### Documents

---

Thumbnail of a survey results table for Q18. The table has columns for 'Response', 'Count', and 'Percentage'. The 'Response' column includes 'Yes' and 'No'. The 'Count' column shows the number of respondents for each response. The 'Percentage' column shows the percentage of total respondents for each response.

CMA\_Survey\_Workforce2019\_Q18\_OnCallHrs-e.pdf

Read PDF

Download PDF

Thumbnail of a survey results table for Q19a. The table has columns for 'Response', 'Count', and 'Percentage'. The 'Response' column includes 'Yes' and 'No'. The 'Count' column shows the number of respondents for each response. The 'Percentage' column shows the percentage of total respondents for each response.

## Q19a. Patient access for URGENT cases

<https://surveys.cma.ca/en/permalink/survey26>

Survey Date: 2017

Full Question: Q19a. Typically, if a patient visits your office or is referred to you, how long would that patient wait until the first available appointment WITH YOU OR YOUR PRACTICE?


Topic: Patient care  
Hours of work and workload  
Access to services

Keywords: Access to services  
Appointment availability  
Overworked  
Patient care  
Patient load  
Referral  
Wait time  
Work hours  
Workload  
Wait times  
Waiting times


Response Choices: same day  
number of days


## Documents

---



CMA\_Survey\_Workforc  
e2017\_Q19a\_WaitTime  
UrgCare-e.pdf

 Read PDF

 Download PDF

## Q19. Average on-call hours

<https://surveys.cma.ca/en/permalink/survey106>

Survey Date: 2019

Full Question: Q19. Estimate your average number of on-call work hours per month:

Topic: Access to services  
Hours of work and workload  
Patient care  
On-call activities  
Oncall

Keywords: Oncall  
Time  
Oncall activities  
On-call hours  
Workload

### Documents

---

CMA\_Survey\_Workforce2019\_Q19\_AvgOnCallHrs-e.pdf

Read PDF

Download PDF

## Q19b. Patient access for NON-URGENT cases

<https://surveys.cma.ca/en/permalink/survey71>

Survey Date: 2017

Full Question: Q19b. Typically, if a patient visits your office or is referred to you, how long would that patient wait until the first available appointment WITH YOU OR YOUR PRACTICE?


Topic: Patient care  
Hours of work and workload  
Access to services

Keywords: Access to services  
Appointment availability  
Overworked  
Patient care  
Patient load  
Referral  
Wait time  
Work hours  
Workload  
Wait times  
Waiting times


Response Choices: same week  
number of weeks


## Documents

---




CMA\_Survey\_Workforc  
e2017\_Q19b\_WaitTime  
NonUrgCare-e.pdf

 Read PDF

 Download PDF

## Q20. Access to resources

<https://surveys.cma.ca/en/permalink/survey27>



Survey Date: 2017

Full Question: Q20. Rate your access to the following for your patients:


Topic: Satisfaction  
Patient care  
Hospital setting  
Access to services

Keywords: Access to services  
Appointment availability  
Clinical care  
Hospital  
Patient care  
Referral  
Satisfaction (professional)


Response Choices: Operating room  
Endoscopy suites  
Procedural rooms  
Long-term care beds (e.g., nursing home, chronic care, etc.)  
Hospital in-patient care on an urgent basis  
Hospital care for elective procedures  
Routine diagnostic services (e.g., lab, x-rays, etc.)  
Advanced diagnostic services (e.g., MRI, CT, etc.)  
Home care  
Palliative care


## Documents

---



CMA\_Survey\_Workforc  
e2017\_Q20\_Access-  
e.pdf

 Read PDF

 Download PDF

