



Q07. Work setting

<https://surveys.cma.ca/en/permalink/survey14>

Survey Date: 2017

Full Question: Q07. Which of the following is your primary work setting?

Topic: Work setting
Hospital setting

Keywords: Hospital setting
Practice setting
Work location
Work setting

Response Choices: Private office/clinic (excluding free standing walk-in clinics)
Community clinic/Community health centre
Free-standing walk-in clinic
Academic health sciences centre (AHSC)
Non-AHSC teaching hospital
Community hospital
Other hospital
Emergency department (in community hospital or AHSC)
Nursing home/ Long term care facility / Seniors' residence
University
Research Unit
Free-standing lab/diagnostic clinic
Administrative office / Corporate Office


Documents



CMA_Survey_Workforc
e2017_Q7_WorkSetting
-e.pdf

 Read PDF

 Download PDF



Q09. Organization of practice (solo, group, etc.)

<https://surveys.cma.ca/en/permalink/survey16>

Survey Date: 2017


Full Question: Q09. How is your MAIN patient care setting organized? Check ONLY ONE. (Note that a solo or group practice could also include another health professional who does not have her/his own caseload).

Topic: Work setting
Patient care
Hospital setting
Collaborative practice

Keywords: Collaborative practice
Group practice
Hospital setting
Interprofessional
Partner
Patient care setting
Practice setting
Solo practice
Team practice
Work setting

Response Choices: Solo practice
Group practice – community based
Interprofessional practice – community based (physician(s) & other health professional(s) who have their own caseloads)
Hospital-based practice

Documents




CMA_Survey_Workforc
e2017_Q9_OrgSetting-

e.pdf

 Read PDF

 Download PDF



Q10. Providing on-call

<https://surveys.cma.ca/en/permalink/survey17>

Survey Date: 2017

Full Question: Q10. Do you provide on-call services?

Topic: Patient care

On-call activities

Hours of work and workload

Keywords: On-call hours

On-call services


Work hours

Oncall


Workload


Oncall activities

Documents



CMA_Survey_Workforc
e2017_Q10_OnCall-
e.pdf

 Read PDF

 Download PDF



Q11. Average on-call hours

<https://surveys.cma.ca/en/permalink/survey18>

Survey Date: 2017

Full Question: Q11. Estimate your average number of on-call work hours per month:

Topic: Patient care
On-call activities
Hours of work and workload


Keywords: On-call hours
Oncall activities
Oncall
On-call services
Work hours
Workload

Documents



CMA_Survey_Workforce2017_Q11_OnCallHours-e.pdf

 Read PDF

 Download PDF



Q12. On-call hours in direct patient care

<https://surveys.cma.ca/en/permalink/survey19>


Survey Date: 2017

Full Question: Q12. Estimate how many of your on-call hours each month are actually spent in direct patient care (e.g., phone, email, face-to-face):


Topic: Patient care
On-call activities
Hours of work and workload


Keywords: Clinical care
On-call services
On-call hours
Oncall
Oncall activities
Patient care
Work hours
Workload

Documents



CMA_Survey_Workforc
e2017_Q12_OnCallHrs
PtCare-e.pdf

 Read PDF

 Download PDF



Q13. Work hours

<https://surveys.cma.ca/en/permalink/survey20>

Survey Date: 2017

Full Question:	Q13. EXCLUDING ON-CALL ACTIVITIES, how many HOURS IN AN AVERAGE WEEK do you usually spend on the following activities? Assume each activity is mutually exclusive for reporting purposes.
Topic:	Patient care On-call activities Practice management (e.g., overhead costs, paperwork) Hours of work and workload
Keywords:	Administrative duties Committee work Indirect patient care On-call services Patient care Practice management Continuing medication education (CME) Research Teaching Work hours Oncall Oncall activities Workload
Response Choices:	Direct patient care without a teaching component, regardless of setting Direct patient care with a teaching component, regardless of setting Teaching/Education without direct patient care (contact with students/residents, preparation, marking, evaluations, etc.) Indirect patient care (charting, reports, phone calls, meeting patients' family, etc.) Health facility committees (academic planning committees) Administration (i.e., management of university program, chief of staff, department head, Ministry of Health, etc.) Research (including management of research and publications) Managing your practice (staff, facility, equipment, etc.) Continuing medical education/professional development (courses, reading, videos, tapes, seminars, etc.)


Documents



CMA_Survey_Workforc
e2017_Q13_WorkHrs-
e.pdf

 Read PDF

 Download PDF



Q15. Work Setting

<https://surveys.cma.ca/en/permalink/survey100>

Survey Date: 2019

Full Question: Q15. Which of the following is your primary work setting?

Topic: Hospital setting
Work setting

Keywords: Where do physicians work?
Location
Work setting
Physician setting

Response Choices: Private office/clinic (excluding free standing walk-in clinics)
Community clinic/Community health centre
Free-standing walk-in clinic
Academic health sciences centre (AHSC)
Non-AHSC teaching hospital
Community hospital
Other hospital
Emergency department (in community hospital or AHSC)
Nursing home/ Long term care facility / Seniors' residence
University
Research Unit
Free-standing lab/diagnostic clinic
Administrative office / Corporate Office
Other


Documents

The table displays national results for the CMA Physician Workforce Survey in 2014, categorized by FTEP or other specialty, sex, age, and province/territory. The data is presented in a grid format with multiple columns for each category.

CMA_Survey_Workforc
e2019_Q15_Work_Setti
ng-e.pdf

 Read PDF

 Download PDF



Q18. Number of patients seen

<https://surveys.cma.ca/en/permalink/survey25>

Survey Date: 2017


Full Question: Q18. Please estimate the number of patients you see in a TYPICAL WEEK, EXCLUDING patient visits while you are on-call (on-call is defined as time outside of regularly scheduled activity during which you are available to patients):


Topic: Patient care
Hours of work and workload
Access to services
On-call activities


Keywords: Access to services
Appointment availability
Overworked
Patient care
Patient load
Wait time
Work hours
Workload
Wait times
Waiting times

Documents

CMA_Survey_Workforce2017_Q18_NumPatients-e.pdf

 Read PDF

 Download PDF



Q18. Providing on-call

<https://surveys.cma.ca/en/permalink/survey104>

Survey Date: 2019

Full Question: Q18. Do you provide on-call services?


Topic: Hours of work and workload
On-call activities
Access to services
Patient care
Oncall


Keywords: On-call service
Workload
Oncall activities
Oncall

Response Choices: Yes
No

Documents

CMA_Survey_Workforce2019_Q18_OnCallHrs-e.pdf

 Read PDF

 Download PDF

CMAA Physician Workforce Survey, 2019, National Results by FPPSP or Other Specialty, Gender, Age, and Province/Territory

Province/Territory	Gender	Age	FPPSP or Other Specialty	Results
Alberta	Male	25-34	Family Practice	1000
Alberta	Female	25-34	Family Practice	1000
Alberta	Male	35-44	Family Practice	1000
Alberta	Female	35-44	Family Practice	1000
Alberta	Male	45-54	Family Practice	1000
Alberta	Female	45-54	Family Practice	1000
Alberta	Male	55-64	Family Practice	1000
Alberta	Female	55-64	Family Practice	1000
Alberta	Male	65+	Family Practice	1000
Alberta	Female	65+	Family Practice	1000
Alberta	Male	25-34	Other Specialty	1000
Alberta	Female	25-34	Other Specialty	1000
Alberta	Male	35-44	Other Specialty	1000
Alberta	Female	35-44	Other Specialty	1000
Alberta	Male	45-54	Other Specialty	1000
Alberta	Female	45-54	Other Specialty	1000
Alberta	Male	55-64	Other Specialty	1000
Alberta	Female	55-64	Other Specialty	1000
Alberta	Male	65+	Other Specialty	1000
Alberta	Female	65+	Other Specialty	1000
British Columbia	Male	25-34	Family Practice	1000
British Columbia	Female	25-34	Family Practice	1000
British Columbia	Male	35-44	Family Practice	1000
British Columbia	Female	35-44	Family Practice	1000
British Columbia	Male	45-54	Family Practice	1000
British Columbia	Female	45-54	Family Practice	1000
British Columbia	Male	55-64	Family Practice	1000
British Columbia	Female	55-64	Family Practice	1000
British Columbia	Male	65+	Family Practice	1000
British Columbia	Female	65+	Family Practice	1000
British Columbia	Male	25-34	Other Specialty	1000
British Columbia	Female	25-34	Other Specialty	1000
British Columbia	Male	35-44	Other Specialty	1000
British Columbia	Female	35-44	Other Specialty	1000
British Columbia	Male	45-54	Other Specialty	1000
British Columbia	Female	45-54	Other Specialty	1000
British Columbia	Male	55-64	Other Specialty	1000
British Columbia	Female	55-64	Other Specialty	1000
British Columbia	Male	65+	Other Specialty	1000
British Columbia	Female	65+	Other Specialty	1000
Manitoba	Male	25-34	Family Practice	1000
Manitoba	Female	25-34	Family Practice	1000
Manitoba	Male	35-44	Family Practice	1000
Manitoba	Female	35-44	Family Practice	1000
Manitoba	Male	45-54	Family Practice	1000
Manitoba	Female	45-54	Family Practice	1000
Manitoba	Male	55-64	Family Practice	1000
Manitoba	Female	55-64	Family Practice	1000
Manitoba	Male	65+	Family Practice	1000
Manitoba	Female	65+	Family Practice	1000
Manitoba	Male	25-34	Other Specialty	1000
Manitoba	Female	25-34	Other Specialty	1000
Manitoba	Male	35-44	Other Specialty	1000
Manitoba	Female	35-44	Other Specialty	1000
Manitoba	Male	45-54	Other Specialty	1000
Manitoba	Female	45-54	Other Specialty	1000
Manitoba	Male	55-64	Other Specialty	1000
Manitoba	Female	55-64	Other Specialty	1000
Manitoba	Male	65+	Other Specialty	1000
Manitoba	Female	65+	Other Specialty	1000
Ontario	Male	25-34	Family Practice	1000
Ontario	Female	25-34	Family Practice	1000
Ontario	Male	35-44	Family Practice	1000
Ontario	Female	35-44	Family Practice	1000
Ontario	Male	45-54	Family Practice	1000
Ontario	Female	45-54	Family Practice	1000
Ontario	Male	55-64	Family Practice	1000
Ontario	Female	55-64	Family Practice	1000
Ontario	Male	65+	Family Practice	1000
Ontario	Female	65+	Family Practice	1000
Ontario	Male	25-34	Other Specialty	1000
Ontario	Female	25-34	Other Specialty	1000
Ontario	Male	35-44	Other Specialty	1000
Ontario	Female	35-44	Other Specialty	1000
Ontario	Male	45-54	Other Specialty	1000
Ontario	Female	45-54	Other Specialty	1000
Ontario	Male	55-64	Other Specialty	1000
Ontario	Female	55-64	Other Specialty	1000
Ontario	Male	65+	Other Specialty	1000
Ontario	Female	65+	Other Specialty	1000
Quebec	Male	25-34	Family Practice	1000
Quebec	Female	25-34	Family Practice	1000
Quebec	Male	35-44	Family Practice	1000
Quebec	Female	35-44	Family Practice	1000
Quebec	Male	45-54	Family Practice	1000
Quebec	Female	45-54	Family Practice	1000
Quebec	Male	55-64	Family Practice	1000
Quebec	Female	55-64	Family Practice	1000
Quebec	Male	65+	Family Practice	1000
Quebec	Female	65+	Family Practice	1000
Quebec	Male	25-34	Other Specialty	1000
Quebec	Female	25-34	Other Specialty	1000
Quebec	Male	35-44	Other Specialty	1000
Quebec	Female	35-44	Other Specialty	1000
Quebec	Male	45-54	Other Specialty	1000
Quebec	Female	45-54	Other Specialty	1000
Quebec	Male	55-64	Other Specialty	1000
Quebec	Female	55-64	Other Specialty	1000
Quebec	Male	65+	Other Specialty	1000
Quebec	Female	65+	Other Specialty	1000
Atlantic	Male	25-34	Family Practice	1000
Atlantic	Female	25-34	Family Practice	1000
Atlantic	Male	35-44	Family Practice	1000
Atlantic	Female	35-44	Family Practice	1000
Atlantic	Male	45-54	Family Practice	1000
Atlantic	Female	45-54	Family Practice	1000
Atlantic	Male	55-64	Family Practice	1000
Atlantic	Female	55-64	Family Practice	1000
Atlantic	Male	65+	Family Practice	1000
Atlantic	Female	65+	Family Practice	1000
Atlantic	Male	25-34	Other Specialty	1000
Atlantic	Female	25-34	Other Specialty	1000
Atlantic	Male	35-44	Other Specialty	1000
Atlantic	Female	35-44	Other Specialty	1000
Atlantic	Male	45-54	Other Specialty	1000
Atlantic	Female	45-54	Other Specialty	1000
Atlantic	Male	55-64	Other Specialty	1000
Atlantic	Female	55-64	Other Specialty	1000
Atlantic	Male	65+	Other Specialty	1000
Atlantic	Female	65+	Other Specialty	1000

Q19. Average on-call hours

<https://surveys.cma.ca/en/permalink/survey106>

Survey Date: 2019

Full Question: Q19. Estimate your average number of on-call work hours per month:

Topic: Access to services
Hours of work and workload
Patient care
On-call activities
Oncall

Keywords: Oncall
Time
Oncall activities
On-call hours
Workload

Documents

CMA_Survey_Workforce2019_Q19_AvgOnCallHrs-e.pdf

Read PDF

Download PDF

Q20. On-call hours in direct patient care

<https://surveys.cma.ca/en/permalink/survey109>

Survey Date: 2019

Full Question: Q20. Estimate how many of your on-call hours each month are actually spent in direct patient care (e.g., phone, email, face-to-face):

Topic: Access to services
Hours of work and workload
On-call activities
Patient care
Oncall


Keywords: Oncall
On-call hours
Time
Workload

Documents

CMA_Survey_Workforce2019_Q20_OnCallHrsPtCare-e.pdf

Read PDF

Download PDF



Q21b. Rating of collaboration

<https://surveys.cma.ca/en/permalink/survey30>


Survey Date: 2017

Full Question: Q21b. How would you rate your interprofessional collaborative practice(s) in terms of optimal care for patients?


Topic: Patient care
Collaborative practice


Keywords: Collaborative practice
Group practice
Interprofessional
Patient care
Team practice


Documents



CMA_Survey_Workforce2017_Q21b_CollaborativePracticeRating-e.pdf

 Read PDF

 Download PDF



Q21. Interprofessional collaboration

<https://surveys.cma.ca/en/permalink/survey28>


Survey Date: 2017

Full Question: Q21. Do you participate in an interprofessional collaborative practice excluding the hospital environment and excluding referrals that do not involve ongoing collaboration on the patient's care?


Topic: Patient care
Collaborative practice


Keywords: Clinical care
Collaborative practice
Group practice
Interprofessional
Patient care
Partner
Team practice


Documents



CMA_Survey_Workforce2017_Q21_CollabPractice.pdf

 Read PDF

 Download PDF



Q21 & Q22. Work hours

<https://surveys.cma.ca/en/permalink/survey112>

Survey Date: 2019


Full Question: Q21 & Q22. EXCLUDING ON-CALL ACTIVITIES, how many HOURS IN AN AVERAGE WEEK do you usually spend on the following activities? Assume each activity is mutually exclusive for reporting purposes (i.e., if an activity spans two categories, please report hours in only one category).

Topic: Hours of work and workload
 Access to services
 Patient care
 Practice management (e.g., overhead costs, paperwork)
 On-call activities
 Oncall


Keywords: Workload
 Time
 Oncall

Response Choices: Direct patient care without a teaching component, regardless of setting
 Direct patient care with a teaching component, regardless of setting
 Teaching/Education without direct patient care (contact with students/residents, preparation, marking, evaluations, etc.)
 Indirect patient care (charting, reports, phone calls, meeting patients' family, etc.)
 Health facility committees (academic planning committees)
 Administration (i.e., management of university program, chief of staff, department head, Ministry of Health, etc.)
 Research (including management of research and publications)
 Managing your practice (staff, facility, equipment, etc.)
 Continuing medical education/professional development (courses, reading, videos, tapes, seminars, etc.)
 Other
 TOTAL HOURS WORKED PER WEEK

Documents



CMA_Survey_Workforce2019_Q21_Q22Work_hours-e.pdf

 Read PDF



Q25a. Changes made to practice

<https://surveys.cma.ca/en/permalink/survey34>

Survey Date: 2017


Full Question: Q25a. With reference to the LAST 2 YEARS, please check all of the following changes you have already made:

Topic: Retirement
Practice relocation
On-call activities
Hours of work and workload

Keywords: Career transition
Oncall
Oncall activities
On-call services
Overworked
Patient load
Practice relocation
Retirement
Work hours
Work location
Work-life balance
Workload

Response Choices: Retired from clinical practice
Reduced weekly work hours (excluding on-call)
Increased weekly work hours (excluding on-call)
Relocated my practice to another province/territory in Canada
Practised in the USA
Practised in another country


Documents



CMA_Survey_Workforc
e2017_Q25a_Changes
Made-e.pdf

 Read PDF

 Download PDF



Q25b. Planned changes to practice

<https://surveys.cma.ca/en/permalink/survey35>

Survey Date: 2017

Full Question: Q25b. With reference to the NEXT 2 YEARS, please check all of the following changes that you are planning to make:

Topic: Retirement
Practice relocation
On-call activities
Hours of work and workload

Keywords: Career transition
On-call services
Oncall
Oncall activities
Overworked
Patient load
Practice relocation
Retirement
Work hours
Work location
Work-life balance
Workload

- Response Choices:
- Retire from clinical practice
 - Retire completely from medical practice
 - Reduce weekly work hours (excluding on-call)
 - Increase weekly work hours (excluding on-call)
 - Relocate my practice to another province/territory in Canada
 - Practise in the USA
 - Practise in another country

Documents



CMA_Survey_Workforc
e2017_Q25b_ChangesP
lanned-e.pdf

 Read PDF

 Download PDF