



Q02. Satisfaction (professional life, balance)

<https://surveys.cma.ca/en/permalink/survey89>

Survey Date: 2019


Full Question: Q02. Rate your satisfaction with each of the following:
Very dissatisfied
Dissatisfied
Neutral
Satisfied
Very satisfied

Topic: Satisfaction
Hours of work and workload


Keywords: Work-life balance
doctor satisfaction
Physician satisfaction


Response Choices: Your professional life
The balance between your personal and professional commitments

Documents



CMA_Survey_Workforce2019_Q2_Satisfaction-e.pdf

 Read PDF

 Download PDF



Q06. Broad specialty

<https://surveys.cma.ca/en/permalink/survey11>

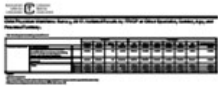
Survey Date: 2017

Full Question: Q06. Would you describe yourself as a: [family physician, family physician with a focused practice, other specialty physician]?


Topic: Specialty or subspecialty


Keywords: FP
Family doctor
Family medicine
Family physician
GP
General practitioner
General practice
Specialist
Specialty
Sub-specialty

Documents



CMA_Survey_Workforce2017_Q6_PhysicianType-e.pdf

 Read PDF

 Download PDF



Q06iFP. Family practice focus

<https://surveys.cma.ca/en/permalink/survey12>


Survey Date: 2017

Full Question: Q06iFP. What area does your practice focus on?


Topic: Specialty or subspecialty


- Keywords:
- FP
 - Family doctor
 - Family medicine
 - Family physician
 - GP
 - General practice
 - General practitioner
 - Specialist
 - Specialty
 - Sub-specialty
- Response Choices:
- Administration
 - Addiction medicine
 - Child and adolescent health
 - Chronic non-cancer pain
 - Emergency medicine
 - Family practice anesthesia
 - Health care of the elderly
 - Hospital medicine
 - Maternity and newborn care
 - Mental health
 - Minor plastic surgery/cosmetics
 - Occupational medicine
 - Palliative care
 - Prison health
 - Sport and exercise medicine
 - Surgical assisting
 - Women's health


Documents



CMA_Survey_Workforc
e2017_Q6i_FPfocus-
e.pdf

 Read PDF

 Download PDF



Q06iSP. Specialty/Subspecialty

<https://surveys.cma.ca/en/permalink/survey13>

Survey Date: 2017

Full Question: Q06iSP. Select the specialty/sub-specialty certificate that is most closely related to the main area of your current practice.

Topic: Specialty or subspecialty


Keywords: Specialist
Specialty
Sub-specialty

Response Choices: Adolescent Medicine
Anatomical Pathology
Anesthesiology
Cardiac Surgery
Cardiology - Adult
Cardiology - Pediatric
Child and Adolescent Psychiatry
Clinical Immunology & Allergy - Adult
Clinical Immunology & Allergy – Pediatric
Clinical Pharmacology & Toxicology
Colorectal Surgery
Critical Care Medicine - Pediatric
Critical Care Medicine – Adult
Dermatology
Developmental Pediatrics
Diagnostic Radiology
Emergency Medicine
Endocrinology & Metabolism – Adult
Endocrinology & Metabolism – Pediatric
Family Medicine
Forensic Pathology
Forensic Psychiatry
Gastroenterology - Adult
Gastroenterology - Pediatric
General Internal Medicine
General Pathology
General Surgery

General Surgical Oncology
Geriatric Medicine
Geriatric Psychiatry
Gyn. Reproductive Endocrinology & Infertility
Gynecologic Oncology
Hematological Pathology
Hematology
Infectious Diseases – Adult
Infectious Diseases – Pediatric
Internal Medicine
Maternal Fetal Medicine
Medical Biochemistry
Medical Genetics
Medical Microbiology
Medical Oncology
Neonatal Perinatal Medicine
Nephrology – Adult
Nephrology – Pediatric
Neurology – Adult
Neurology - Pediatric
Neuropathology
Neuroradiology
Neurosurgery
Nuclear Medicine
Obstetrics & Gynecology
Occupational Medicine
Ophthalmology
Orthopedic Surgery
Otolaryngology - Head and Neck Surgery
Pain Medicine
Pediatric Emergency Medicine
Pediatric Hematology/Oncology
Pediatric Radiology
Pediatric Surgery
Pediatrics – General
Physical Medicine & Rehabilitation
Plastic Surgery
Psychiatry
Public Health and Preventive Medicine
Radiation Oncology

Respirology – Adult
Respirology – Pediatric
Rheumatology – Adult
Rheumatology – Pediatric
Thoracic Surgery
Urology
Vascular Surgery


Documents



CMA_Survey_Workforc
e2017_Q6i_Specialty-
e.pdf

 Read PDF

 Download PDF




Q10. Providing on-call


<https://surveys.cma.ca/en/permalink/survey17>


Survey Date: 2017
Full Question: Q10. Do you provide on-call services?
Topic: Patient care
On-call activities
Hours of work and workload
Keywords: On-call hours
On-call services
Work hours
Oncall
Workload
Oncall activities

Documents



CMA_Survey_Workforc
e2017_Q10_OnCall-
e.pdf

 Read PDF

 Download PDF



Q11. Average on-call hours

<https://surveys.cma.ca/en/permalink/survey18>


Survey Date: 2017

Full Question: Q11. Estimate your average number of on-call work hours per month:


Topic: Patient care
On-call activities
Hours of work and workload


Keywords: On-call hours
Oncall activities
Oncall
On-call services
Work hours
Workload


Documents



CMA_Survey_Workforc
e2017_Q11_OnCallHrs-
e.pdf

 Read PDF

 Download PDF



Q12. On-call hours in direct patient care

<https://surveys.cma.ca/en/permalink/survey19>


Survey Date: 2017

Full Question: Q12. Estimate how many of your on-call hours each month are actually spent in direct patient care (e.g., phone, email, face-to-face):


Topic: Patient care
On-call activities
Hours of work and workload


Keywords: Clinical care
On-call services
On-call hours
Oncall
Oncall activities
Patient care
Work hours
Workload


Documents



CMA_Survey_Workforce2017_Q12_OnCallHrsPtCare-e.pdf

 Read PDF

 Download PDF



Q13. Work hours

<https://surveys.cma.ca/en/permalink/survey20>


Survey Date: 2017


Full Question:	Q13. EXCLUDING ON-CALL ACTIVITIES, how many HOURS IN AN AVERAGE WEEK do you usually spend on the following activities? Assume each activity is mutually exclusive for reporting purposes.
Topic:	Patient care On-call activities Practice management (e.g., overhead costs, paperwork) Hours of work and workload
Keywords:	Administrative duties Committee work Indirect patient care On-call services Patient care Practice management Continuing medication education (CME) Research Teaching Work hours Oncall Oncall activities Workload
Response Choices:	Direct patient care without a teaching component, regardless of setting Direct patient care with a teaching component, regardless of setting Teaching/Education without direct patient care (contact with students/residents, preparation, marking, evaluations, etc.) Indirect patient care (charting, reports, phone calls, meeting patients' family, etc.) Health facility committees (academic planning committees) Administration (i.e., management of university program, chief of staff, department head, Ministry of Health, etc.) Research (including management of research and publications) Managing your practice (staff, facility, equipment, etc.) Continuing medical education/professional development (courses, reading, videos, tapes, seminars, etc.)


Documents



CMA_Survey_Workforc
e2017_Q13_WorkHrs-
e.pdf

 Read PDF

 Download PDF



Q14. Hours on administrative forms

<https://surveys.cma.ca/en/permalink/survey21>

Survey Date: 2017


Full Question: Q14. How many hours per week do you spend completing administrative forms on behalf of your patients (e.g. third party insurance forms)?


Topic: Patient care
Practice management (e.g., overhead costs, paperwork)
Hours of work and workload


Keywords: 3rd party insurance forms
Administrative duties
Indirect patient care
Paperwork
Practice management
Workload

Documents

CMA_Survey_Workforce2017_Q14_AdminForms-e.pdf

 Read PDF

 Download PDF



Q17. Accepting new patients

<https://surveys.cma.ca/en/permalink/survey24>

Survey Date: 2017


Full Question: Q17. To what extent is your practice accepting new patients into your MAIN patient care setting? Please check only ONE.

Topic: Patient care
Hours of work and workload
Access to services


Keywords: Access to services
Appointment availability
Overworked
Patient care
Patient load
Wait time
Work hours
Workload
Wait times
Waiting times


Response Choices: No restrictions; practice is open to all new patients
Partially closed
Completely closed
Does not apply to my practice setting


Documents



CMA_Survey_Workforce2017_Q17_PracticeStatus-e.pdf

 Read PDF

 Download PDF



Q18. Number of patients seen

<https://surveys.cma.ca/en/permalink/survey25>


Survey Date: 2017

Full Question: Q18. Please estimate the number of patients you see in a TYPICAL WEEK, EXCLUDING patient visits while you are on-call (on-call is defined as time outside of regularly scheduled activity during which you are available to patients):


Topic: Patient care
Hours of work and workload
Access to services
On-call activities


Keywords: Access to services
Appointment availability
Overworked
Patient care
Patient load
Wait time
Work hours
Workload
Wait times
Waiting times

Documents



CMA_Survey_Workforce2017_Q18_NumPatients-e.pdf

 Read PDF

 Download PDF

CMA Physician Workforce Survey, 2019, National Results by FTEP or Other Specialty, Gender, Age, and Province/Territory

Province/Territory	Gender	Age	FTEP	Other Specialty
Alberta	Male	30-39	1.0	1.0
Alberta	Female	30-39	1.0	1.0
Alberta	Male	40-49	1.0	1.0
Alberta	Female	40-49	1.0	1.0
Alberta	Male	50-59	1.0	1.0
Alberta	Female	50-59	1.0	1.0
Alberta	Male	60-69	1.0	1.0
Alberta	Female	60-69	1.0	1.0
Alberta	Male	70+	1.0	1.0
Alberta	Female	70+	1.0	1.0
British Columbia	Male	30-39	1.0	1.0
British Columbia	Female	30-39	1.0	1.0
British Columbia	Male	40-49	1.0	1.0
British Columbia	Female	40-49	1.0	1.0
British Columbia	Male	50-59	1.0	1.0
British Columbia	Female	50-59	1.0	1.0
British Columbia	Male	60-69	1.0	1.0
British Columbia	Female	60-69	1.0	1.0
British Columbia	Male	70+	1.0	1.0
British Columbia	Female	70+	1.0	1.0
Manitoba	Male	30-39	1.0	1.0
Manitoba	Female	30-39	1.0	1.0
Manitoba	Male	40-49	1.0	1.0
Manitoba	Female	40-49	1.0	1.0
Manitoba	Male	50-59	1.0	1.0
Manitoba	Female	50-59	1.0	1.0
Manitoba	Male	60-69	1.0	1.0
Manitoba	Female	60-69	1.0	1.0
Manitoba	Male	70+	1.0	1.0
Manitoba	Female	70+	1.0	1.0
Ontario	Male	30-39	1.0	1.0
Ontario	Female	30-39	1.0	1.0
Ontario	Male	40-49	1.0	1.0
Ontario	Female	40-49	1.0	1.0
Ontario	Male	50-59	1.0	1.0
Ontario	Female	50-59	1.0	1.0
Ontario	Male	60-69	1.0	1.0
Ontario	Female	60-69	1.0	1.0
Ontario	Male	70+	1.0	1.0
Ontario	Female	70+	1.0	1.0
Quebec	Male	30-39	1.0	1.0
Quebec	Female	30-39	1.0	1.0
Quebec	Male	40-49	1.0	1.0
Quebec	Female	40-49	1.0	1.0
Quebec	Male	50-59	1.0	1.0
Quebec	Female	50-59	1.0	1.0
Quebec	Male	60-69	1.0	1.0
Quebec	Female	60-69	1.0	1.0
Quebec	Male	70+	1.0	1.0
Quebec	Female	70+	1.0	1.0
Saskatchewan	Male	30-39	1.0	1.0
Saskatchewan	Female	30-39	1.0	1.0
Saskatchewan	Male	40-49	1.0	1.0
Saskatchewan	Female	40-49	1.0	1.0
Saskatchewan	Male	50-59	1.0	1.0
Saskatchewan	Female	50-59	1.0	1.0
Saskatchewan	Male	60-69	1.0	1.0
Saskatchewan	Female	60-69	1.0	1.0
Saskatchewan	Male	70+	1.0	1.0
Saskatchewan	Female	70+	1.0	1.0
Yukon	Male	30-39	1.0	1.0
Yukon	Female	30-39	1.0	1.0
Yukon	Male	40-49	1.0	1.0
Yukon	Female	40-49	1.0	1.0
Yukon	Male	50-59	1.0	1.0
Yukon	Female	50-59	1.0	1.0
Yukon	Male	60-69	1.0	1.0
Yukon	Female	60-69	1.0	1.0
Yukon	Male	70+	1.0	1.0
Yukon	Female	70+	1.0	1.0
Nunavut	Male	30-39	1.0	1.0
Nunavut	Female	30-39	1.0	1.0
Nunavut	Male	40-49	1.0	1.0
Nunavut	Female	40-49	1.0	1.0
Nunavut	Male	50-59	1.0	1.0
Nunavut	Female	50-59	1.0	1.0
Nunavut	Male	60-69	1.0	1.0
Nunavut	Female	60-69	1.0	1.0
Nunavut	Male	70+	1.0	1.0
Nunavut	Female	70+	1.0	1.0

Q18. Providing on-call

<https://surveys.cma.ca/en/permalink/survey104>

Survey Date: 2019

Full Question: Q18. Do you provide on-call services?

Topic: Hours of work and workload
On-call activities
Access to services
Patient care
Oncall

Keywords: On-call service
Workload
Oncall activities
Oncall


Response Choices: Yes
No

Documents

CMA_Survey_Workforce2019_Q18_OnCallHrs-e.pdf

Read PDF

Download PDF



Q19a. Patient access for URGENT cases

<https://surveys.cma.ca/en/permalink/survey26>

Survey Date: 2017


Full Question: Q19a. Typically, if a patient visits your office or is referred to you, how long would that patient wait until the first available appointment WITH YOU OR YOUR PRACTICE?

Topic: Patient care
Hours of work and workload
Access to services


Keywords: Access to services
Appointment availability
Overworked
Patient care
Patient load
Referral
Wait time
Work hours
Workload
Wait times
Waiting times


Response Choices: same day
number of days

Documents



CMA_Survey_Workforc
e2017_Q19a_WaitTime
UrgCare-e.pdf

 Read PDF

 Download PDF

Q19. Average on-call hours

<https://surveys.cma.ca/en/permalink/survey106>

Survey Date: 2019

Full Question: Q19. Estimate your average number of on-call work hours per month:

Topic: Access to services
Hours of work and workload
Patient care
On-call activities
Oncall

Keywords: Oncall
Time
Oncall activities
On-call hours
Workload

Documents

CMA_Survey_Workforce2019_Q19_AvgOnCallHrs-e.pdf

Read PDF

Download PDF

Q19b. Patient access for NON-URGENT cases

<https://surveys.cma.ca/en/permalink/survey71>

Survey Date: 2017


Full Question: Q19b. Typically, if a patient visits your office or is referred to you, how long would that patient wait until the first available appointment WITH YOU OR YOUR PRACTICE?

Topic: Patient care
Hours of work and workload
Access to services


Keywords: Access to services
Appointment availability
Overworked
Patient care
Patient load
Referral
Wait time
Work hours
Workload
Wait times
Waiting times


Response Choices: same week
number of weeks

Documents



CMA_Survey_Workforce2017_Q19b_WaitTime
NonUrgCare-e.pdf

 Read PDF

 Download PDF

Thumbnail of a survey results table for Q20. The table is titled 'CMA Physician Workforce Survey, 2019: National Results by FPPSP or Other Specialty, Gender, Age, and Province/Territory'. It contains multiple columns of data representing different categories and their corresponding values.

Q20. On-call hours in direct patient care

<https://surveys.cma.ca/en/permalink/survey109>

Survey Date: 2019

Full Question: Q20. Estimate how many of your on-call hours each month are actually spent in direct patient care (e.g., phone, email, face-to-face):

Topic: Access to services
Hours of work and workload
On-call activities
Patient care
Oncall

Keywords: Oncall
On-call hours
Time
Workload

Documents

Thumbnail of a PDF document. The document is titled 'CMA_Survey_Workforce2019_Q20_OnCallHrsPtCare-e.pdf'. It contains a table of survey results.

CMA_Survey_Workforce2019_Q20_OnCallHrsPtCare-e.pdf

Read PDF

Download PDF

Thumbnail of a survey results table for Q21 & Q22. The table is titled 'CMA Physician Workforce Survey, 2019: National Results by FPPSP or Other Specialty, Gender, Age, and Province/Territory'. It contains multiple columns of data representing different categories and their corresponding values.

Q21 & Q22. Work hours

<https://surveys.cma.ca/en/permalink/survey112>

Survey Date: 2019


Full Question: Q21 & Q22. EXCLUDING ON-CALL ACTIVITIES, how many HOURS IN AN AVERAGE WEEK do you usually spend on the following activities? Assume each activity is mutually exclusive for reporting purposes (i.e., if an activity spans two categories, please report hours in only one category).

Topic: Hours of work and workload
 Access to services
 Patient care
 Practice management (e.g., overhead costs, paperwork)
 On-call activities
 Oncall


Keywords: Workload
 Time
 Oncall


Response Choices: Direct patient care without a teaching component, regardless of setting
 Direct patient care with a teaching component, regardless of setting
 Teaching/Education without direct patient care (contact with students/residents, preparation, marking, evaluations, etc.)
 Indirect patient care (charting, reports, phone calls, meeting patients' family, etc.)
 Health facility committees (academic planning committees)
 Administration (i.e., management of university program, chief of staff, department head, Ministry of Health, etc.)
 Research (including management of research and publications)
 Managing your practice (staff, facility, equipment, etc.)
 Continuing medical education/professional development (courses, reading, videos, tapes, seminars, etc.)
 Other
 TOTAL HOURS WORKED PER WEEK

Documents



CMA_Survey_Workforce2019_Q21_Q22Work_hours-e.pdf

 Read PDF

 Download PDF



Q25a. Changes made to practice

<https://surveys.cma.ca/en/permalink/survey34>

Survey Date: 2017


Full Question: Q25a. With reference to the LAST 2 YEARS, please check all of the following changes you have already made:

Topic: Retirement
Practice relocation
On-call activities
Hours of work and workload


Keywords: Career transition
Oncall
Oncall activities
On-call services
Overworked
Patient load
Practice relocation
Retirement
Work hours
Work location
Work-life balance
Workload


Response Choices: Retired from clinical practice
Reduced weekly work hours (excluding on-call)
Increased weekly work hours (excluding on-call)
Relocated my practice to another province/territory in Canada
Practised in the USA
Practised in another country

Documents



CMA_Survey_Workforc
e2017_Q25a_Changes
Made-e.pdf

 Read PDF

 Download PDF



Q25b. Planned changes to practice

<https://surveys.cma.ca/en/permalink/survey35>

Survey Date: 2017


Full Question: Q25b. With reference to the NEXT 2 YEARS, please check all of the following changes that you are planning to make:

Topic: Retirement
Practice relocation
On-call activities
Hours of work and workload

Keywords: Career transition
On-call services
Oncall
Oncall activities
Overworked
Patient load
Practice relocation
Retirement
Work hours
Work location
Work-life balance
Workload

Response Choices: Retire from clinical practice
Retire completely from medical practice
Reduce weekly work hours (excluding on-call)
Increase weekly work hours (excluding on-call)
Relocate my practice to another province/territory in Canada
Practise in the USA
Practise in another country

Documents



CMA_Survey_Workforc
e2017_Q25b_ChangesP
lanned-e.pdf

 Read PDF

 Download PDF



Q26. Overworked/underemployed

<https://surveys.cma.ca/en/permalink/survey36>

Survey Date: 2017


Full Question: Q26. Describe your current employment situation.

Topic: Satisfaction
Hours of work and workload
Employment status


Keywords: Career transition
Overworked
Employment status
Satisfaction (professional)
Underemployed
Unemployed
Work hours
Work-life balance
Workload


Response Choices: Overworked in my discipline
Employed in my discipline to my satisfaction
Underemployed in my discipline
Not employed in my discipline

Documents



CMA_Survey_Workforc
e2017_Q26_Employme
nt-e.pdf

 Read PDF

 Download PDF