



Q06. Broad specialty

<https://surveys.cma.ca/en/permalink/survey11>


Survey Date: 2017

Full Question: Q06. Would you describe yourself as a: [family physician, family physician with a focused practice, other specialty physician]?


Topic: Specialty or subspecialty


Keywords: FP
Family doctor
Family medicine
Family physician
GP
General practitioner
General practice
Specialist
Specialty
Sub-specialty

Documents



CMA_Survey_Workforce2017_Q6_PhysicianType-e.pdf

 Read PDF

 Download PDF

Q06iFP. Family practice focus

<https://surveys.cma.ca/en/permalink/survey12>

Survey Date: 2017
Full Question: Q06iFP. What area does your practice focus on?
Topic: Specialty or subspecialty
Keywords: FP

Family doctor
Family medicine
Family physician
GP
General practice
General practitioner
Specialist
Specialty
Sub-specialty

Response Choices: Administration
Addiction medicine
Child and adolescent health
Chronic non-cancer pain
Emergency medicine
Family practice anesthesia
Health care of the elderly
Hospital medicine
Maternity and newborn care
Mental health
Minor plastic surgery/cosmetics
Occupational medicine
Palliative care
Prison health
Sport and exercise medicine
Surgical assisting
Women's health

Documents



CMA_Survey_Workforc
e2017_Q6i_FPfocus-
e.pdf

 Read PDF

 Download PDF



Q06iSP. Specialty/Subspecialty

<https://surveys.cma.ca/en/permalink/survey13>

Survey Date: 2017

Full Question: Q06iSP. Select the specialty/sub-specialty certificate that is most closely related to the main area of your current practice.

Topic: Specialty or subspecialty

Keywords: Specialist

Specialty

Sub-specialty

Response Choices: Adolescent Medicine

Anatomical Pathology

Anesthesiology

Cardiac Surgery

Cardiology - Adult

Cardiology - Pediatric

Child and Adolescent Psychiatry

Clinical Immunology & Allergy - Adult

Clinical Immunology & Allergy – Pediatric

Clinical Pharmacology & Toxicology

Colorectal Surgery

Critical Care Medicine - Pediatric

Critical Care Medicine – Adult

Dermatology

Developmental Pediatrics

Diagnostic Radiology

Emergency Medicine

Endocrinology & Metabolism – Adult


Endocrinology & Metabolism – Pediatric

Family Medicine

Forensic Pathology
Forensic Psychiatry
Gastroenterology - Adult
Gastroenterology - Pediatric
General Internal Medicine
General Pathology
General Surgery
General Surgical Oncology
Geriatric Medicine
Geriatric Psychiatry
Gyn. Reproductive Endocrinology & Infertility
Gynecologic Oncology
Hematological Pathology
Hematology
Infectious Diseases – Adult
Infectious Diseases – Pediatric
Internal Medicine
Maternal Fetal Medicine
Medical Biochemistry
Medical Genetics
Medical Microbiology
Medical Oncology
Neonatal Perinatal Medicine
Nephrology – Adult
Nephrology – Pediatric
Neurology – Adult
Neurology - Pediatric
Neuropathology
Neuroradiology
Neurosurgery
Nuclear Medicine
Obstetrics & Gynecology
Occupational Medicine
Ophthalmology
Orthopedic Surgery
Otolaryngology - Head and Neck Surgery
Pain Medicine
Pediatric Emergency Medicine
Pediatric Hematology/Oncology
Pediatric Radiology

Pediatric Surgery
Pediatrics – General
Physical Medicine & Rehabilitation
Plastic Surgery
Psychiatry
Public Health and Preventive Medicine
Radiation Oncology
Respirology – Adult
Respirology – Pediatric
Rheumatology – Adult
Rheumatology – Pediatric
Thoracic Surgery
Urology
Vascular Surgery


Documents



CMA_Survey_Workforce2017_Q6i_Specialty-
e.pdf

 Read PDF

 Download PDF



Q08. Provision of patient/clinical care

<https://surveys.cma.ca/en/permalink/survey15>

Survey Date: 2017

Full Question: Q08. Do you provide patient/clinical care (either direct or indirect)?

Topic: Patient care

Access to services

Keywords: Access to services


Clinical care

Indirect patient care


Patient care


Practice setting

Documents



CMA_Survey_Workforc
e2017_Q8_PatientCare
-e.pdf

 Read PDF

 Download PDF

Thumbnail of a survey results table for Q09. The table title is "CMA Physician Workforce Survey, 2019: National Results by FPPSP or Other Specialty, Gender, Age, and Province/Territory". It contains columns for various demographic and professional categories and their corresponding counts.

Q09. Applying for licensure in another jurisdiction

<https://surveys.cma.ca/en/permalink/survey77>

Survey Date: 2019

Full Question: Q09. Have you ever applied for a licence to practise medicine with a Canadian medical regulatory authority in a province or territory other than where you were first licensed to practise in Canada?

Topic: Access to services
National licensure

Keywords: License
Licensure

Response Choices: Yes
No

Documents

Thumbnail of a survey results table for Q09. The table title is "CMA Physician Workforce Survey, 2019: National Results by FPPSP or Other Specialty, Gender, Age, and Province/Territory". It contains columns for various demographic and professional categories and their corresponding counts.

CMA_Survey_Workforce2019_Q9_Licensure-e.pdf

Read PDF

Download PDF

Thumbnail of a survey results table for Q10. The table title is "CMA Physician Workforce Survey, 2019: National Results by FPPSP or Other Specialty, Gender, Age, and Province/Territory". It contains columns for various demographic and professional categories and their corresponding counts.

Q10. Obstacles to applying for licensure

<https://surveys.cma.ca/en/permalink/survey79>


Survey Date: 2019

Full Question: Q10. What factors did you consider significant obstacles with respect to applying for licensure in another province or territory?


Topic: Access to services
National licensure


- Keywords: License
Licensure
Barriers
Practice obstacles
- Response Choices: Obtaining credential verification for or from the provincial/territorial regulatory authority
Obtaining letter(s) of good standing from the provincial/territorial regulatory authority
Obtaining reference or character letters
Obtaining police record check
Cost of getting licensed in the other province or territory
Length of the process to obtain a licence in the other province or territory
The overall complexity of the process to obtain a licence
Other, please specify:
There were no significant obstacles

Documents



CMA_Survey_Workforce2019_Q10_Licensure_Obstacles-e.pdf

 Read PDF

 Download PDF

CMA Physician Workforce Survey, 2019. Tabular Results by FFS/P or Other Specialist, Gender, Age, and Province/Territory

Province/Territory	Gender	Age	FFS/P or Other Specialist
Alberta	Male	18-24	100%
Alberta	Female	18-24	100%
Alberta	Male	25-34	100%
Alberta	Female	25-34	100%
Alberta	Male	35-44	100%
Alberta	Female	35-44	100%
Alberta	Male	45-54	100%
Alberta	Female	45-54	100%
Alberta	Male	55-64	100%
Alberta	Female	55-64	100%
Alberta	Male	65+	100%
Alberta	Female	65+	100%
British Columbia	Male	18-24	100%
British Columbia	Female	18-24	100%
British Columbia	Male	25-34	100%
British Columbia	Female	25-34	100%
British Columbia	Male	35-44	100%
British Columbia	Female	35-44	100%
British Columbia	Male	45-54	100%
British Columbia	Female	45-54	100%
British Columbia	Male	55-64	100%
British Columbia	Female	55-64	100%
British Columbia	Male	65+	100%
British Columbia	Female	65+	100%
Manitoba	Male	18-24	100%
Manitoba	Female	18-24	100%
Manitoba	Male	25-34	100%
Manitoba	Female	25-34	100%
Manitoba	Male	35-44	100%
Manitoba	Female	35-44	100%
Manitoba	Male	45-54	100%
Manitoba	Female	45-54	100%
Manitoba	Male	55-64	100%
Manitoba	Female	55-64	100%
Manitoba	Male	65+	100%
Manitoba	Female	65+	100%
Ontario	Male	18-24	100%
Ontario	Female	18-24	100%
Ontario	Male	25-34	100%
Ontario	Female	25-34	100%
Ontario	Male	35-44	100%
Ontario	Female	35-44	100%
Ontario	Male	45-54	100%
Ontario	Female	45-54	100%
Ontario	Male	55-64	100%
Ontario	Female	55-64	100%
Ontario	Male	65+	100%
Ontario	Female	65+	100%
Quebec	Male	18-24	100%
Quebec	Female	18-24	100%
Quebec	Male	25-34	100%
Quebec	Female	25-34	100%
Quebec	Male	35-44	100%
Quebec	Female	35-44	100%
Quebec	Male	45-54	100%
Quebec	Female	45-54	100%
Quebec	Male	55-64	100%
Quebec	Female	55-64	100%
Quebec	Male	65+	100%
Quebec	Female	65+	100%
Atlantic	Male	18-24	100%
Atlantic	Female	18-24	100%
Atlantic	Male	25-34	100%
Atlantic	Female	25-34	100%
Atlantic	Male	35-44	100%
Atlantic	Female	35-44	100%
Atlantic	Male	45-54	100%
Atlantic	Female	45-54	100%
Atlantic	Male	55-64	100%
Atlantic	Female	55-64	100%
Atlantic	Male	65+	100%
Atlantic	Female	65+	100%

Q11. Support for national licensure

<https://surveys.cma.ca/en/permalink/survey82>

Survey Date: 2019

Full Question: Q11. How supportive would you be of the implementation of national licensure that would enable practice in all Canadian provinces/territories?

Topic: Access to services
National licensure

Keywords: License
Licensure

Response Choices: Not at all supportive
Not very supportive
No opinion
Somewhat supportive
Very supportive

Documents

CMA Physician Workforce Survey, 2019. Tabular Results by FFS/P or Other Specialist, Gender, Age, and Province/Territory

CMA_Survey_Workforce2019_Q11_National_Licensure-e.pdf

Read PDF

Download PDF

CMA Physician Workforce Survey, 2019. Tabular Results by FFS/P or Other Specialist, Gender, Age, and Province/Territory

Province/Territory	Gender	Age	FFS/P or Other Specialist
Alberta	Male	18-24	100%
Alberta	Female	18-24	100%
Alberta	Male	25-34	100%
Alberta	Female	25-34	100%
Alberta	Male	35-44	100%
Alberta	Female	35-44	100%
Alberta	Male	45-54	100%
Alberta	Female	45-54	100%
Alberta	Male	55-64	100%
Alberta	Female	55-64	100%
Alberta	Male	65+	100%
Alberta	Female	65+	100%
British Columbia	Male	18-24	100%
British Columbia	Female	18-24	100%
British Columbia	Male	25-34	100%
British Columbia	Female	25-34	100%
British Columbia	Male	35-44	100%
British Columbia	Female	35-44	100%
British Columbia	Male	45-54	100%
British Columbia	Female	45-54	100%
British Columbia	Male	55-64	100%
British Columbia	Female	55-64	100%
British Columbia	Male	65+	100%
British Columbia	Female	65+	100%
Manitoba	Male	18-24	100%
Manitoba	Female	18-24	100%
Manitoba	Male	25-34	100%
Manitoba	Female	25-34	100%
Manitoba	Male	35-44	100%
Manitoba	Female	35-44	100%
Manitoba	Male	45-54	100%
Manitoba	Female	45-54	100%
Manitoba	Male	55-64	100%
Manitoba	Female	55-64	100%
Manitoba	Male	65+	100%
Manitoba	Female	65+	100%
Ontario	Male	18-24	100%
Ontario	Female	18-24	100%
Ontario	Male	25-34	100%
Ontario	Female	25-34	100%
Ontario	Male	35-44	100%
Ontario	Female	35-44	100%
Ontario	Male	45-54	100%
Ontario	Female	45-54	100%
Ontario	Male	55-64	100%
Ontario	Female	55-64	100%
Ontario	Male	65+	100%
Ontario	Female	65+	100%
Quebec	Male	18-24	100%
Quebec	Female	18-24	100%
Quebec	Male	25-34	100%
Quebec	Female	25-34	100%
Quebec	Male	35-44	100%
Quebec	Female	35-44	100%
Quebec	Male	45-54	100%
Quebec	Female	45-54	100%
Quebec	Male	55-64	100%
Quebec	Female	55-64	100%
Quebec	Male	65+	100%
Quebec	Female	65+	100%
Atlantic	Male	18-24	100%
Atlantic	Female	18-24	100%
Atlantic	Male	25-34	100%
Atlantic	Female	25-34	100%
Atlantic	Male	35-44	100%
Atlantic	Female	35-44	100%
Atlantic	Male	45-54	100%
Atlantic	Female	45-54	100%
Atlantic	Male	55-64	100%
Atlantic	Female	55-64	100%
Atlantic	Male	65+	100%
Atlantic	Female	65+	100%

Q12. Impact of national licensure on physician practices

<https://surveys.cma.ca/en/permalink/survey83>

Survey Date: 2019


Full Question: Q12. If a national licensure system were implemented today, how likely would you be to:
Highly unlikely
Somewhat unlikely
Unsure
Somewhat likely
Highly likely

Topic: Access to services
National licensure
Patient care


Keywords: License
Licensure
Changes
Portability
Locum
Virtual care
Rural practice
Access


Response Choices: Seek out locum opportunities in other provinces/ territories
Practise in multiple provinces/territories on an ongoing basis
Provide virtual care (e.g., telemedicine) to patients in other provinces/territories
Practise temporarily in rural/remote areas in other provinces/territories
Participate in further training in another province or territory

Documents



CMA_Survey_Workforce2019_Q12_Impact_National_Licensure-e.pdf

 Read PDF

 Download PDF

CMA Physician Workforce Survey, 2019. National Results by FFSP or Other Specialty, Gender, Age, and Practice Setting

Specialty	Gender	Age	Practice Setting	Q13
FFSP	Male	45-54	Academic	100%
FFSP	Female	45-54	Academic	100%
FFSP	Male	45-54	Community	100%
FFSP	Female	45-54	Community	100%
FFSP	Male	45-54	Other	100%
FFSP	Female	45-54	Other	100%
Other	Male	45-54	Academic	100%
Other	Female	45-54	Academic	100%
Other	Male	45-54	Community	100%
Other	Female	45-54	Community	100%
Other	Male	45-54	Other	100%
Other	Female	45-54	Other	100%

Q13. Agreement that national licensure will improve access

<https://surveys.cma.ca/en/permalink/survey85>

Survey Date: 2019

Full Question: Q13. To what extent do you agree that national licensure will improve access to care for Canadians?

Topic: Access to services
National licensure
Patient care

Keywords: License
Licensure
Better
Patients
Access

Response Choices: Strongly disagree
Somewhat disagree
Neither agree nor disagree
Somewhat agree
Strongly agree

Documents

CMA Physician Workforce Survey, 2019. National Results by FFSP or Other Specialty, Gender, Age, and Practice Setting

CMA_Survey_Workforce2019_Q13_Agreement_National_Licensure-e.pdf

Read PDF

Download PDF

Thumbnail of a survey table showing data for Q14. The table has columns for 'Province/Territory', 'Response', and 'Percentage'. The data is organized by province/territory and includes counts and percentages for 'Yes' and 'No' responses.

Q14. Provision of patient/clinical care

<https://surveys.cma.ca/en/permalink/survey99>

Survey Date: 2019

Full Question: Q14. Do you provide patient/clinical care (either direct or indirect)?

Topic: Access to services
Patient care

Keywords: Patients
Clinical care
Direct clinical care
Indirect clinical care

Response Choices: Yes
No

Documents

Thumbnail of a PDF document showing a table with survey results.

CMA_Survey_Workforce2019_Q14_Provision-e.pdf

Read PDF

Download PDF

Thumbnail of a survey table showing data for Q17. The table has columns for 'Province/Territory', 'Response', and 'Percentage'. The data is organized by province/territory and includes counts and percentages for 'Yes' and 'No' responses.

Q17. Accepting new patients

<https://surveys.cma.ca/en/permalink/survey24>

Survey Date: 2017


Full Question: Q17. To what extent is your practice accepting new patients into your MAIN patient care setting? Please check only ONE.

Topic: Patient care
Hours of work and workload
Access to services


Keywords: Access to services
Appointment availability
Overworked
Patient care
Patient load
Wait time
Work hours
Workload
Wait times
Waiting times


Response Choices: No restrictions; practice is open to all new patients
Partially closed
Completely closed
Does not apply to my practice setting

Documents



CMA_Survey_Workforce2017_Q17_PracticeStatus-e.pdf

 Read PDF

 Download PDF



Q18. Number of patients seen

<https://surveys.cma.ca/en/permalink/survey25>


Survey Date: 2017

Full Question: Q18. Please estimate the number of patients you see in a TYPICAL WEEK, EXCLUDING patient visits while you are on-call (on-call is defined as time outside of regularly scheduled activity during which you are available to patients):


Topic: Patient care
Hours of work and workload
Access to services
On-call activities


Keywords: Access to services
Appointment availability
Overworked
Patient care
Patient load
Wait time
Work hours
Workload
Wait times
Waiting times


Documents



CMA_Survey_Workforce2017_Q18_NumPatients-e.pdf

 Read PDF

 Download PDF



Q18. Providing on-call

<https://surveys.cma.ca/en/permalink/survey104>

Survey Date: 2019

Full Question: Q18. Do you provide on-call services?


Topic: Hours of work and workload
On-call activities
Access to services
Patient care
Oncall


Keywords: On-call service
Workload
Oncall activities
Oncall


Response Choices: Yes
No

Documents

CMA_Survey_Workforce2019_Q18_OnCallHrs-e.pdf

 Read PDF

 Download PDF



Q19a. Patient access for URGENT cases

<https://surveys.cma.ca/en/permalink/survey26>

Survey Date: 2017


Full Question: Q19a. Typically, if a patient visits your office or is referred to you, how long would that patient wait until the first available appointment WITH YOU OR YOUR PRACTICE?

Topic: Patient care
Hours of work and workload
Access to services


Keywords: Access to services
Appointment availability
Overworked
Patient care
Patient load
Referral
Wait time
Work hours
Workload
Wait times
Waiting times


Response Choices: same day
number of days

Documents



CMA_Survey_Workforc
e2017_Q19a_WaitTime
UrgCare-e.pdf

 Read PDF

 Download PDF

Q19. Average on-call hours

<https://surveys.cma.ca/en/permalink/survey106>

Survey Date: 2019

Full Question: Q19. Estimate your average number of on-call work hours per month:

Topic: Access to services
Hours of work and workload
Patient care
On-call activities
Oncall

Keywords: Oncall
Time
Oncall activities
On-call hours
Workload

Documents

CMA_Survey_Workforce2019_Q19_AvgOnCallHrs-e.pdf

Read PDF

Download PDF

Q19b. Patient access for NON-URGENT cases

<https://surveys.cma.ca/en/permalink/survey71>

Survey Date: 2017


Full Question: Q19b. Typically, if a patient visits your office or is referred to you, how long would that patient wait until the first available appointment WITH YOU OR YOUR PRACTICE?

Topic: Patient care
Hours of work and workload
Access to services


Keywords: Access to services
Appointment availability
Overworked
Patient care
Patient load
Referral
Wait time
Work hours
Workload
Wait times
Waiting times


Response Choices: same week
number of weeks

Documents




CMA_Survey_Workforc
e2017_Q19b_WaitTime
NonUrgCare-e.pdf

 Read PDF

 Download PDF

Q20. Access to resources

<https://surveys.cma.ca/en/permalink/survey27>



Survey Date: 2017


Full Question: Q20. Rate your access to the following for your patients:

Topic: Satisfaction
Patient care
Hospital setting
Access to services


Keywords: Access to services
Appointment availability
Clinical care
Hospital
Patient care
Referral
Satisfaction (professional)


Response Choices: Operating room
Endoscopy suites
Procedural rooms
Long-term care beds (e.g., nursing home, chronic care, etc.)
Hospital in-patient care on an urgent basis
Hospital care for elective procedures
Routine diagnostic services (e.g., lab, x-rays, etc.)
Advanced diagnostic services (e.g., MRI, CT, etc.)
Home care
Palliative care

Documents



CMA_Survey_Workforc
e2017_Q20_Access-
e.pdf

 Read PDF

 Download PDF

Q20. On-call hours in direct patient care

<https://surveys.cma.ca/en/permalink/survey109>

Survey Date: 2019

Full Question: Q20. Estimate how many of your on-call hours each month are actually spent in direct patient care (e.g., phone, email, face-to-face):

Topic: Access to services
Hours of work and workload
On-call activities
Patient care
Oncall

Keywords: Oncall
On-call hours
Time
Workload

Documents

CMA_Survey_Workforc
e2019_Q20_OnCallHrs
PtCare-e.pdf

Read PDF

Download PDF

Q21 & Q22. Work hours

<https://surveys.cma.ca/en/permalink/survey112>

Survey Date: 2019


Full Question: Q21 & Q22. EXCLUDING ON-CALL ACTIVITIES, how many HOURS IN AN AVERAGE WEEK do you usually spend on the following activities? Assume each activity is mutually exclusive for reporting purposes (i.e., if an activity spans two categories, please report hours in only one category).

Topic: Hours of work and workload
 Access to services
 Patient care
 Practice management (e.g., overhead costs, paperwork)
 On-call activities
 Oncall


Keywords: Workload
 Time
 Oncall

Response Choices: Direct patient care without a teaching component, regardless of setting
 Direct patient care with a teaching component, regardless of setting
 Teaching/Education without direct patient care (contact with students/residents, preparation, marking, evaluations, etc.)
 Indirect patient care (charting, reports, phone calls, meeting patients' family, etc.)
 Health facility committees (academic planning committees)
 Administration (i.e., management of university program, chief of staff, department head, Ministry of Health, etc.)
 Research (including management of research and publications)
 Managing your practice (staff, facility, equipment, etc.)
 Continuing medical education/professional development (courses, reading, videos, tapes, seminars, etc.)
 Other
 TOTAL HOURS WORKED PER WEEK

Documents



CMA_Survey_Workforce2019_Q21_Q22Work_hours-e.pdf

 Read PDF



Q25a. Changes made to practice

<https://surveys.cma.ca/en/permalink/survey34>

Survey Date: 2017


Full Question: Q25a. With reference to the LAST 2 YEARS, please check all of the following changes you have already made:

Topic: Retirement
Practice relocation
On-call activities
Hours of work and workload

Keywords: Career transition
Oncall
Oncall activities
On-call services
Overworked
Patient load
Practice relocation
Retirement
Work hours
Work location
Work-life balance
Workload

Response Choices: Retired from clinical practice
Reduced weekly work hours (excluding on-call)
Increased weekly work hours (excluding on-call)
Relocated my practice to another province/territory in Canada
Practised in the USA
Practised in another country

Documents



CMA_Survey_Workforc
e2017_Q25a_Changes
Made-e.pdf



Read PDF



Download PDF