

Q02. Satisfaction (professional life, balance)

<https://surveys.cma.ca/en/permalink/survey89>

Survey Date: 2019


Full Question: Q02. Rate your satisfaction with each of the following:
Very dissatisfied
Dissatisfied
Neutral
Satisfied
Very satisfied

Topic: Satisfaction
Hours of work and workload


Keywords: Work-life balance
doctor satisfaction
Physician satisfaction


Response Choices: Your professional life
The balance between your personal and professional commitments

Documents




CMA_Survey_Workforce2019_Q2_Satisfaction-e.pdf

 Read PDF

 Download PDF

Q09. Organization of practice (solo, group, etc.)



<https://surveys.cma.ca/en/permalink/survey16>

Survey Date: 2017


Full Question: Q09. How is your MAIN patient care setting organized? Check ONLY ONE. (Note that a solo or group practice could also include another health professional who does not have her/his own caseload).

Topic: Work setting
Patient care
Hospital setting
Collaborative practice


Keywords: Collaborative practice
Group practice
Hospital setting
Interprofessional
Partner
Patient care setting
Practice setting
Solo practice
Team practice
Work setting


Response Choices: Solo practice
Group practice – community based
Interprofessional practice – community based (physician(s) & other health professional(s) who have their own caseloads)
Hospital-based practice

Documents



CMA_Survey_Workforc
e2017_Q9_OrgSetting-
e.pdf

 Read PDF

 Download PDF




Q10. Providing on-call


<https://surveys.cma.ca/en/permalink/survey17>


Survey Date: 2017
Full Question: Q10. Do you provide on-call services?
Topic: Patient care
On-call activities
Hours of work and workload
Keywords: On-call hours
On-call services
Work hours
Oncall
Workload
Oncall activities

Documents



CMA_Survey_Workforc
e2017_Q10_OnCall-
e.pdf

 Read PDF

 Download PDF



Q11. Average on-call hours

<https://surveys.cma.ca/en/permalink/survey18>

Survey Date: 2017

Full Question: Q11. Estimate your average number of on-call work hours per month:

Topic: Patient care
On-call activities
Hours of work and workload

Keywords: On-call hours
Oncall activities
Oncall
On-call services
Work hours
Workload

Documents



CMA_Survey_Workforce2017_Q11_OnCallHours-e.pdf

 Read PDF

 Download PDF



Q12. On-call hours in direct patient care

<https://surveys.cma.ca/en/permalink/survey19>

Survey Date: 2017

Full Question: Q12. Estimate how many of your on-call hours each month are actually spent in direct patient care (e.g., phone, email, face-to-face):

Topic: Patient care
On-call activities
Hours of work and workload

Keywords: Clinical care
On-call services
On-call hours
Oncall
Oncall activities
Patient care
Work hours
Workload

Documents



CMA_Survey_Workforc
e2017_Q12_OnCallHrs
PtCare-e.pdf

 Read PDF

 Download PDF



Q13. Work hours

<https://surveys.cma.ca/en/permalink/survey20>

Survey Date: 2017

Full Question:	Q13. EXCLUDING ON-CALL ACTIVITIES, how many HOURS IN AN AVERAGE WEEK do you usually spend on the following activities? Assume each activity is mutually exclusive for reporting purposes.
Topic:	Patient care On-call activities Practice management (e.g., overhead costs, paperwork) Hours of work and workload
Keywords:	Administrative duties Committee work Indirect patient care On-call services Patient care Practice management Continuing medication education (CME) Research Teaching Work hours Oncall Oncall activities Workload
Response Choices:	Direct patient care without a teaching component, regardless of setting Direct patient care with a teaching component, regardless of setting Teaching/Education without direct patient care (contact with students/residents, preparation, marking, evaluations, etc.) Indirect patient care (charting, reports, phone calls, meeting patients' family, etc.) Health facility committees (academic planning committees) Administration (i.e., management of university program, chief of staff, department head, Ministry of Health, etc.) Research (including management of research and publications) Managing your practice (staff, facility, equipment, etc.) Continuing medical education/professional development (courses, reading, videos, tapes, seminars, etc.)

Documents



CMA_Survey_Workforc
e2017_Q13_WorkHrs-
e.pdf



Read PDF



Download PDF



Q14. Hours on administrative forms

<https://surveys.cma.ca/en/permalink/survey21>

Survey Date: 2017

Full Question: Q14. How many hours per week do you spend completing administrative forms on behalf of your patients (e.g. third party insurance forms)?

Topic: Patient care
Practice management (e.g., overhead costs, paperwork)
Hours of work and workload


Keywords: 3rd party insurance forms
Administrative duties
Indirect patient care
Paperwork
Practice management
Workload

Documents

CMA_Survey_Workforce2017_Q14_AdminForms-e.pdf

 Read PDF

 Download PDF



Q16. Electronic tools used by physicians

<https://surveys.cma.ca/en/permalink/survey103>

Survey Date: 2019


Full Question: Q16. Please indicate which of the following electronic tools you use in the care of your patients

Topic: Patient care
Electronic records and tools


Keywords: Electronic medical records
EMR
Electronic health record
EHR
Patient notes


Response Choices: Reminders for patient care
Ordering lab tests
Ordering diagnostic tests
Receipt of hospital visit and discharge information
Clinical decision support tool
Access to list of medications taken by a patient
Warnings for drug interactions
Interface to pharmacy/pharmacist
Access to lab test/diagnostic results
Referral to other physicians
Secure transfer of patient information
Access to provincial/territorial patient information systems
Interface to non-doctor health professionals
An Artificial Intelligence (AI)
None of the above


Documents



CMA_Survey_Workforce2019_Q16_Electronic_Tools-e.pdf

 Read PDF

 Download PDF



Q17. Accepting new patients

<https://surveys.cma.ca/en/permalink/survey24>

Survey Date: 2017


Full Question: Q17. To what extent is your practice accepting new patients into your MAIN patient care setting? Please check only ONE.

Topic: Patient care
Hours of work and workload
Access to services


Keywords: Access to services
Appointment availability
Overworked
Patient care
Patient load
Wait time
Work hours
Workload
Wait times
Waiting times


Response Choices: No restrictions; practice is open to all new patients
Partially closed
Completely closed
Does not apply to my practice setting

Documents



CMA_Survey_Workforce2017_Q17_PracticeStatus-e.pdf

 Read PDF

 Download PDF

The screenshot shows a table with multiple columns and rows of data. The title of the table is "CMAA Physician Satisfaction Survey: 2019 National Results by FTE/SP or Other Specialty, Gender, Age, and Practice Setting". The table contains numerical data points for various categories, likely representing percentages or counts of responses.

Q17. Electronic tools used by patients

<https://surveys.cma.ca/en/permalink/survey88>

Survey Date: 2019

Full Question: Q17. Which of the following can patients in your practice do?

Topic: Patient care

Electronic records and tools

Keywords: Electronic medical records

EMR

Electronic health record

EHR

Patient notes

Virtual care

Visit

Consult

e-scheduling

Online records

Online prescriptions

email

Response Choices: Request appointments online (i.e. advance access e-scheduling)

Request prescription renewals online

View information from their health record online (e.g. lab test results or immunization history)

Electronically add measurements (e.g. blood pressure readings) to their electronic record

Electronically add text and/or other documentation to their electronic record

Visit with you virtually (i.e. online by video)

Consult with you via email or text message

None of the above


N/A (e.g. hospital practice only)

Documents

The thumbnail shows a table with the following title: "CMA Physician Workforce Survey, 2019: National Results by FTEP or Other Specialty, Gender, Age, and Province/Territory". The table has multiple columns, including "Specialty", "Gender", "Age", and "Province/Territory". The data is presented in a grid format with numerical values.

CMA_Survey_Workforc
e2019_Q17_Electronic
Tools-e.pdf

 Read PDF

 Download PDF



Q18. Number of patients seen

<https://surveys.cma.ca/en/permalink/survey25>


Survey Date: 2017

Full Question: Q18. Please estimate the number of patients you see in a TYPICAL WEEK, EXCLUDING patient visits while you are on-call (on-call is defined as time outside of regularly scheduled activity during which you are available to patients):


Topic: Patient care
Hours of work and workload
Access to services
On-call activities


Keywords: Access to services
Appointment availability
Overworked
Patient care
Patient load
Wait time
Work hours
Workload
Wait times
Waiting times


Documents



CMA_Survey_Workforce2017_Q18_NumPatients-e.pdf

 Read PDF

 Download PDF



Q18. Providing on-call

<https://surveys.cma.ca/en/permalink/survey104>

Survey Date: 2019


Full Question: Q18. Do you provide on-call services?

Topic: Hours of work and workload
 On-call activities
 Access to services
 Patient care
 Oncall


Keywords: On-call service
 Workload
 Oncall activities
 Oncall


Response Choices: Yes
 No


Documents



CMA_Survey_Workforce2019_Q18_OnCallHrs-e.pdf

 Read PDF

 Download PDF



Q19a. Patient access for URGENT cases

<https://surveys.cma.ca/en/permalink/survey26>

Survey Date: 2017


Full Question: Q19a. Typically, if a patient visits your office or is referred to you, how long would that patient wait until the first available appointment WITH YOU OR YOUR PRACTICE?

Topic: Patient care
Hours of work and workload
Access to services


Keywords: Access to services
Appointment availability
Overworked
Patient care
Patient load
Referral
Wait time
Work hours
Workload
Wait times
Waiting times


Response Choices: same day
number of days


Documents



CMA_Survey_Workforc
e2017_Q19a_WaitTime
UrgCare-e.pdf

 Read PDF

 Download PDF



Q19. Average on-call hours

<https://surveys.cma.ca/en/permalink/survey106>

Survey Date: 2019

Full Question: Q19. Estimate your average number of on-call work hours per month:

Topic: Access to services
Hours of work and workload
Patient care
On-call activities
Oncall


Keywords: Oncall
Time
Oncall activities
On-call hours
Workload

Documents

CMA_Survey_Workforce2019_Q19_AvgOnCallHrs-e.pdf

Read PDF

Download PDF



Q19b. Patient access for NON-URGENT cases

<https://surveys.cma.ca/en/permalink/survey71>

Survey Date: 2017


Full Question: Q19b. Typically, if a patient visits your office or is referred to you, how long would that patient wait until the first available appointment WITH YOU OR YOUR PRACTICE?

Topic: Patient care
Hours of work and workload
Access to services


Keywords: Access to services
Appointment availability
Overworked
Patient care
Patient load
Referral
Wait time
Work hours
Workload
Wait times
Waiting times


Response Choices: same week
number of weeks

Documents




CMA_Survey_Workforc
e2017_Q19b_WaitTime
NonUrgCare-e.pdf

 Read PDF

 Download PDF

Q20. Access to resources

<https://surveys.cma.ca/en/permalink/survey27>



Survey Date: 2017


Full Question: Q20. Rate your access to the following for your patients:

Topic: Satisfaction
Patient care
Hospital setting
Access to services


Keywords: Access to services
Appointment availability
Clinical care
Hospital
Patient care
Referral
Satisfaction (professional)


Response Choices: Operating room
Endoscopy suites
Procedural rooms
Long-term care beds (e.g., nursing home, chronic care, etc.)
Hospital in-patient care on an urgent basis
Hospital care for elective procedures
Routine diagnostic services (e.g., lab, x-rays, etc.)
Advanced diagnostic services (e.g., MRI, CT, etc.)
Home care
Palliative care

Documents



CMA_Survey_Workforc
e2017_Q20_Access-
e.pdf

 Read PDF

 Download PDF

Q20. On-call hours in direct patient care

<https://surveys.cma.ca/en/permalink/survey109>

Survey Date: 2019

Full Question: Q20. Estimate how many of your on-call hours each month are actually spent in direct patient care (e.g., phone, email, face-to-face):

Topic: Access to services
Hours of work and workload
On-call activities
Patient care
Oncall

Keywords: Oncall
On-call hours
Time
Workload

Documents

CMA_Survey_Workforce2019_Q20_OnCallHrsPtCare-e.pdf

Read PDF

Download PDF



Q21b. Rating of collaboration

<https://surveys.cma.ca/en/permalink/survey30>

Survey Date: 2017

Full Question: Q21b. How would you rate your interprofessional collaborative practice(s) in terms of optimal care for patients?

Topic: Patient care
Collaborative practice

Keywords: Collaborative practice
Group practice
Interprofessional
Patient care
Team practice


Documents



CMA_Survey_Workforce2017_Q21b_CollaborativePracticeRating-e.pdf

 Read PDF

 Download PDF



Q21. Interprofessional collaboration

<https://surveys.cma.ca/en/permalink/survey28>

Survey Date: 2017


Full Question: Q21. Do you participate in an interprofessional collaborative practice excluding the hospital environment and excluding referrals that do not involve ongoing collaboration on the patient's care?


Topic: Patient care
Collaborative practice


Keywords: Clinical care
Collaborative practice
Group practice
Interprofessional
Patient care
Partner
Team practice

Documents

CMA_Survey_Workforce2017_Q21_CollabPractice.pdf

 Read PDF

 Download PDF



Q21 & Q22. Work hours

<https://surveys.cma.ca/en/permalink/survey112>

Survey Date: 2019


Full Question: Q21 & Q22. EXCLUDING ON-CALL ACTIVITIES, how many HOURS IN AN AVERAGE WEEK do you usually spend on the following activities? Assume each activity is mutually exclusive for reporting purposes (i.e., if an activity spans two categories, please report hours in only one category).

Topic: Hours of work and workload
 Access to services
 Patient care
 Practice management (e.g., overhead costs, paperwork)
 On-call activities
 Oncall


Keywords: Workload
 Time
 Oncall

Response Choices: Direct patient care without a teaching component, regardless of setting
 Direct patient care with a teaching component, regardless of setting
 Teaching/Education without direct patient care (contact with students/residents, preparation, marking, evaluations, etc.)
 Indirect patient care (charting, reports, phone calls, meeting patients' family, etc.)
 Health facility committees (academic planning committees)
 Administration (i.e., management of university program, chief of staff, department head, Ministry of Health, etc.)
 Research (including management of research and publications)
 Managing your practice (staff, facility, equipment, etc.)
 Continuing medical education/professional development (courses, reading, videos, tapes, seminars, etc.)
 Other
 TOTAL HOURS WORKED PER WEEK

Documents



CMA_Survey_Workforce2019_Q21_Q22Work_hours-e.pdf

 Read PDF



Download PDF